

# LD BOOK

2016 EDITION  
REV 3



Where **innovation** leads to **success**



## LDETEK COMPANY PROFILE

LDetek is a Canadian based company specialized in manufacturing, developing and integrating online gas analyzers, gas chromatograph systems and related accessories. Our mission is to provide reliable and performing systems with the best technology on the market.

With its commitment for continuous improvement, LDetek thinking and its members always aim to push the technology limit further. It brings innovative products and solutions to a market in a severe need of new and better quality material. The wide range of products, applications and patents developed, make LDetek portfolio attractive to many different areas of gas analysis activities. With a constant objective of offering quality products, LDetek always make all effort to get rigorous quality control and all necessary level of approbation and/or certification.

Our products and services are provided by a team of specialists with a strong experience in gas analysis business.

With a well established network of offices and partners in over 30 countries, a complete and pro active worldwide support is provided.

**LDETEK, WHERE INNOVATION LEADS TO SUCCESS**



**ENVIRONMENT**



**INDUSTRIAL GAS**



**PETROCHEMICAL**



**AGRICULTURE**



**ELECTRONIC GASES & SEMICONDUCTOR**



**NATURAL GAS**



**HYDROCARBONS PROCESSING**



**FOOD AND BEVERAGE**



**PHARMACEUTICAL AND MEDECINE**



**HEALTH AND SAFETY**



**ENERGY**



# TABLE OF CONTENTS

## 1.0 LDETEK PARTNERS

1.0 Offices/Partners Listing .....	4
------------------------------------	---

## 2.0 PRODUCTS

2.1 MultiDetek series .....	7
2.2 LD8000 online analyser series .....	21
2.3 LDP1000 purifier series .....	27
2.4 PlasmaDetek (PED) series .....	29
2.5 LDGSS stream selector system .....	40
2.7 LD2000 online THC analyser .....	42
2.8 LabDetek .....	45
2.9 LD Accessories .....	48

## 3.0 APPLICATION NOTES

3.1 Environment .....	51
LD12-01 - Greenhouse analysis with the PlasmaDetek .....	52
LD15-03 - Measurement of part per billion N2O in air .....	55
LD16-01 - Air analysis using the MultiDetek2 and PlasmaDetek2 .....	58
LD16-13 - Measurement of Greenhouse gases GHG .....	60
3.2 Industrial gas .....	65
LD12-02 - Analysis of permanent gases and light hydrocarbons with the PlasmaDetek .....	66
LD12-03 - Analysis of argon in pure oxygen with the PlasmaDetek and ArgoTek .....	68
LD12-04 - Analysis of nitrogen in hydrogen and oxygen bulk with the PlasmaDetek .....	70
LD12-06 - Increasing argon production with the MultiDetek .....	73
LD12-07 - Analysis of Neon-Hydrogen-Argon-Krypton-Nitrogen with the PlasmaDetek & the HSR-Etek column .....	75
LD12-09 - Hydrocarbons measurement for Oxygen production using PlasmaDetek & Multidetek-2 .....	78
LD13-01 - Analysis of UHP Hydrogen production using Plasmadetek-2 & micro GC Multidetek-2 .....	81
LD13-02 - Measurement of nitrogen in a mixture of Argon-Oxygen .....	84
LD14-01 - Light hydrocarbons measurement with the *PlasmaDetek-E system with nitrogen carrier gas and the MultiDetek-2 .....	86
LD15-08 - Measurement of impurities in UHP helium using MultiDetek2 and PlasmaDetek2 .....	90
LD16-02 - Analysis of hydrocarbons, CO2, N2O in Oxygen with the MultiDetek2 compact GC system and the PlasmaDetek-E detection technology .....	94
LD16-06 - LD8000 MultiGas online gas analysis solution for high purity compressed Helium used in cryogenic installations .....	97
LD16-07 - Measurement of impurities in UHP Argon using the MultiDetek 2 and PlasmaDetek 2 .....	99
LD16-08 - Measurement of hydrocarbons in UHP Oxygen using the MultiDetek 2 and PlasmaDetek-E .....	101
LD16-09 - Measurement of trace impurities in UHP Hydrogen .....	105
LD16-10 - Measurement of trace Ar-Kr and N2 in a bulk gas Oxygen .....	107
LD16-11 - Measurement of trace impurities in multiple bulk gases .....	109
3.3 Petrochemical .....	117
LD12-08 - Analysis of Sulfurs with the PlasmaDetek .....	118
LD13-03 - Measurement of H2S and COS in Syngas with MultiDetek 2 .....	122
LD16-05 - Refinery gas analyses with MultiDetek2 compact gas chromatograph and PlasmaDetek2 gas detector .....	124
3.4 Agriculture .....	129
LD15-01 - Measurement of hydrocarbons, including the organic hormone (Ethylene) in CO2 production with MultiDetek-2 and PlasmaDetek-E .....	130
3.5 Electronic gases & semiconductor .....	133
LD15-02 - Measurement of part per billion Ar and N2 in oxygen for semiconductor industry .....	134
LD15-04 - Measurement of silane purity in electronic gases industry .....	138
LD16-03 - Measurement of part per billion H2-NMHC-CH4-N2-CO2-CO for semiconductor gases .....	141
3.6 Natural gas .....	147
LD15-09 - Measurement of THT in natural gas using MultiDetek2 and PlasmaDetek2 .....	148
3.7 Energy .....	151
LD16-04 - Sulfur Hexafluoride (SF6) purity analysis using the MultiDetek 2 and PlasmaDetek 2 .....	152
3.8 Food and Beverage .....	155
LD16-12 - Trace impurities in Carbon Dioxide for beverage and food packaging industry .....	156
3.9 Others .....	163
LD8000 - Design report .....	164
LD12-05 - Design report .....	172
Plasmadetek-E .....	176

## 4.0 TESTIMONIALS

4.1 LDT-01 - Analysis of permanent gases in different matrix using PlasmaDetek mounted on a Perkin Elmer GC .....	180
4.2 LDT-02 - Analysis of trace impurities in different gas matrix using PlasmaDetek mounted on Agilent 7890 GC .....	181
4.3 LDT-03 - Analysis of impurities in Argon using PlasmaDetek2 mounted on a GAS Compact GC .....	182
4.4 LDT-04 - PlasmaDetek solutions mounted on Perkin Elmer GC .....	183
4.5 LDT-05 - Analysis of trace impurities in electronic grade hydrogen using PlasmaDetek2 mounted on Agilent 6890 GC .....	184
4.6 LDT-06 - Analysis of hydrocarbons using PlasmaDetek2 mounted on DANI Master GC .....	185
4.7 LDT-07 - Trace N2O analysis for greenhouse application using PlasmaDetek2 mounted on Agilent 7890 GC .....	187
4.8 LDT-08 - Multidetek2 solutions for the energy market .....	188
4.9 LDT-09 - Application of PlasmaDetek in Determination of Trace Neon in High Purity Helium .....	189

## 5.0 CHROMATOGRAMS

5.1 Impurities .....	194
5.2 Samples .....	205

# LDETEK PARTNERS

## Offices/Partners Listing

Thetford Mines, Canada (*Head Office*)  
Beijing, China (*China Office*)

Argentina, Buenos Aires	Norway, Oslo
Australia, Melbourne	Pakistan, Karachi
Australia, Peakhurst	Peru, Lima
Austria, Neustadt	Philippines, Laguna, Binan
Brazil, Rio De Janeiro	Poland, Wroclaw
Brazil, Sao Paulo	Romania, Bucharest
Chile, Santiago	Russia, St-Petersburg
Colombia, Bogota	Singapore
Egypt, Cairo	Slovak Republic, Prievidza
Finland, Helsinki	South Africa, Edenvale
France, Paris	Spain, Barcelona
Germany, Frankfurt	Spain, Madrid
Greece, Athens	Sweden, Stockholm
Hungary, Budapest	Taiwan, Taipei
India, Mumbai	Thailand, Bangkok
Indonesia, Jakarta	Turkey, Istanbul
Iran, Tehran	UAE, Abu Dhabi
Israel, Acre	Ukraine, Kiev
Italy, Cesano Maderno	United Kingdom, Oxon, Wantage
Japan, Tokyo	Uruguay, Montevideo
Korea, Seoul	USA, Colorado, Denver
Lithuania, Vilnius	USA, Massachusetts, Peabody
Malaysia, Selangor	USA, Oregon, Dayton
Mexico, Monterrey	USA, Pennsylvania, King of Prussia
Netherlands, Lelystad	USA, Texas, Houston
Nigeria, Lagos	Việt nam, Ho chi Minh City

## CONTACT INFORMATION

### Head office (Thetford Mines, Canada)

Sales and general request: [info@ldetek.com](mailto:info@ldetek.com)  
Technical support: [support@ldetek.com](mailto:support@ldetek.com)  
Phone : + 1 418 755 1319  
Fax : + 1 418 755 1329

### Chinese office

[rli@ldetek.com](mailto:rli@ldetek.com)  
Phone: 010-87806892  
Fax: 010-87806892  
Mobile: 13911632686





## 2.0 PRODUCTS

### Gas Chromatograph and detectors




### Online Analysers

#### Cabinet Integration



#### Dilution System



### Gas Purification



### Stream selectors

### Engineering Support



# MULTIDETEK<sub>2</sub>



## FLEXIBLE COMPACT GAS CHROMATOGRAPH FOR INDUSTRIAL AND LAB APPLICATIONS



With its plug and play philosophy and offering more features than ever, LDetek pushes further the possibilities with its new chromatograph system. It provides an attractive and cost effective solution for the industrial and laboratory market.

Based on the LDetek high performance detection technology, this stand-alone Gas Chromatograph is a flexible and customized platform providing the best solution for any type of gas analysis.

### FEATURES & DESIGN:

- One chassis configuration (6U Rackmount)
- Multichannels
- Multimethods
- Multidetectors
- Up to 6 isothermal or 3 programmable oven combination
- Up to 5 high purity proportional diaphragm valves (carrier-sample)
- Easy maintenance with its slide out design and front opening door
- ppt, ppb, ppm and % gas analysis
- Built in PC with 8.4" touch screen LCD & user-friendly interface
- Up to 10 high performance diaphragm valves
- Ethernet connectivity for remote control
- Integrated compact purifier with real end of life monitoring
- Serial/Profibus/Modbus communication protocols
- Fast parallel chromatography
- Multi heated zones to avoid cold points
- Purged & real time monitored zones for hazardous gases
- Multi sample injection techniques



## BUILT IN PC WITH 8.4" TOUCHSCREEN LCD & USER-FRIENDLY INTERFACE

The Multidetek-2 offers an easy and complete interface working on Windows 7 embedded. With its 8.4" clear LCD touch screen, it allows the operator to navigate easily through the different menus. Moreover, the system includes an Ethernet port for remote control.

## PUSH BUTTON

Friendly push button to open the front door.

## KEYBOARD OPERATION

Beside the touch screen panel PC, each system is provided with a USB keyboard to operate the user interface.





## COMPACT AND RACK MOUNT DESIGN

With a 6U rack mount chassis, this compact GC design can be installed in many different areas going from industrial to laboratory. It can be installed where available space is limited as well as transportable unit.

## USB CONNECTOR / EXTERNAL STORAGE

Data can be stored on an external drive and/or move to any other system or computer to be visualized at any time. This USB port is also available for software update or any other windows 7 interfacing.




## HIGH PERFORMANCE DIAPHRAGM VALVE

The use of high performance diaphragm valve bring outstanding measurement performance. A longer lifetime and better performance on common GC techniques are achieved. They also allow new analysis methods. 1/16" and/or 1/32" diaphragm valve connections, tubing and columns are used. Using 1/32" can reduce carrier gas consumption reducing operation cost. Consult LDetek application notes for more information.




## ISOTHERMAL AND/OR PROGRAMMABLE OVENS FOR ANY TYPE OF COLUMNS

The oven design can accept any type of packed, micro packed and plot columns. It offers a very stable and quick temperature controllable to proceed to high temperature column regeneration in the unit. With its multiple programmable ovens, more applications are feasible with reduced analysis time.








## **FRONT ACCESS TO THE ISOTHERMAL AND/OR PROGRAMMABLE RAMPING OVENS**

The Multidetek-2 has been designed to give a complete access to all the hardware parts without removing the unit from the rack. The complete maintenance of the system can then be done by keeping the system on gas. This design gives the benefits to reduce the recovery time of the GC after proceeding to maintenance of the system. Also, in case of change of configuration the columns can be easily replaced with the front door.




### 3 DETECTORS COMPATIBLE

Three detectors can be installed in the same chassis with a combination of any PED, TCD and FID detector. It gives more flexibility and the possibility to measure more components with one system.

### INPUTS/OUTPUTS INTERFACE

Many inputs/outputs are available to be able to communicate and receive information from the device: Digital outputs for device status, serial communication (RS-232/485, Profibus, Modbus), analog inputs to acquire external device signal, 4-20 mA output for results information, ethernet for remote control, USB port. The MultiDetek2 is also compatible with Clarity from Data Apex.





## ELECTRONIC FLOW CONTROLLER

With its electronic flow controller, the MultiDetek 2 offers the possibility to have automatic flow adjustment. LDetek has developed its own valve design offering low dead volume and fast response time. A manual version is also available.

## EASY MAINTENANCE WITH ITS SLIDE OUT DESIGN

The same approach has been done on the back side of the unit. Other critical components can be reached from the back for maintenance purpose using its pull out rail system. Again, it gives the benefit to perform system maintenance with reduced recovery time without removing the gas lines from the unit.




## MULTIPLE SAMPLE INJECTION AND COLLECTION TECHNIQUES

The most common sample injection techniques used in gas chromatography can be combined in the same platform. The use of a syringe, a micro pump, a proportional sample valve or a headspace auto sampler is possible with this modular philosophy.



## NO COLD POINT

An interconnection channel network between each zone offers an environment without any cold point. An easy access to the tubing offers high flexibility.



## COMPACT GAS PURIFIER

A compact gas purifier can be mounted on the back panel, reducing cost and simplifying the installation. The communication with the MultiDetek2 is then possible to give the status of the purifier. It can even use the PlasmaDetek to monitor the carrier gas purity to offer a real time measurement that indicates the purifier performances.

# MULTI HEATED ZONES DESIGN


Using the same compact main frame, LDetek extends the MultiDetek2 by integrating a multi heated zone philosophy. Four independent heated zones can be mounted to extend the gas analysis possibilities. Each one is independently heated and can combine different types of detectors, valves and split/split less injector. Different operating temperatures are possible, ranging from ambient up to 200 Celsius isothermal. Each zone is easily accessible by removing its plastic cube cover using 2 finger screws. Each one offers a universal base plate that can fit multiple interchangeable components. The temperature controlled zone allows the stability of the detector environment. PlasmaDetek series, FID and TCD can be used in the same chassis to cover a broader spectrum of analysis.

## PURGED ZONES

A purged environment can be mounted in each zone independently to allow analysis of any kind of sample, including corrosive, aggressive and toxic gases. Suitable components are then used according to the specific needs. Combined with the Plasmadetek technology, the purged environment can be monitored for troubleshooting and safety.

## ISOLATION VALVES

In/Out isolation valves are directly mounted on the back panel to give more flexibility when moving the instrument, replacing the gas purifier or changing the carrier gas bottles.



## PLASMADETEK3

The PlasmaDetek 3 is shown here to demonstrate how easy it is to replace or change the optical configuration of the detector. The sectional pen design allows replacing the optical filter in a few seconds. This gives the capability to upgrade or change the detector application. This PlasmaDetek 3 can also be heated up to 200 Celsius to extend the fields of application. The modular approach of this detector makes it suitable to any kind of application where sensitivity, selectivity and flexibility are required.



## LABDETEK

The LabDetek module offers extra heated zones to extend the gas analysis possibilities. It can be combined with the MultiDetek2 compact gas chromatograph system. This external module can be controlled from the MultiDetek2 user friendly interface to change the settings. It offers a large programmable oven that can reach up to 350 Celsius and an additional isothermal zone for extra hardware like columns, detectors and valves.








## ISOTHERMAL HEATED ZONES

Based on a universal heated mounting plate system, this extra area can accept detectors, valves and columns in an isothermal environment that can achieve an operating temperature up to 200 Celsius. An injection port is also accessible on top of this zone to inject using a syringe or a headspace auto sampler system.



## MULTIDETEK2 CHART V2:

	Backgrounds →	Air	Ar	He	Ne	Kr	Xe	H <sub>2</sub>	O <sub>2</sub>	N <sub>2</sub>	CH <sub>4</sub>	CO	CO <sub>2</sub>	N <sub>2</sub> O
Gas Types	Impurities	--	--	--	--	--	--	--	--	--	--	--	--	--
↓	↓	--	--	--	--	--	--	--	--	--	--	--	--	--
noble	Ar (argon)	X	--	X	X	X	X	X	X	X	X	X	X	X
noble	He (helium)	X	X	--	X	X	X	X	X	X	X	X	X	X
noble	Ne (neon)	X	X	X	--	X	X	X	X	X	X	X	X	X
noble	Kr (krypton)	X	X	X	X	--	X	X	X	X	X	X	X	X
noble	Xe (xenon)	X	X	X	X	X	--	X	X	X	X	X	X	X
permanent	H <sub>2</sub> (hydrogen)	X	X	X	X	X	X	--	X	X	X	X	X	X
permanent	O <sub>2</sub> (oxygen)	X	X	X	X	X	X	X	--	X	X	X	X	X
permanent	N <sub>2</sub> (nitrogen)	X	X	X	X	X	X	X	X	--	X	X	X	X
permanent	CO (carbon monoxide)	X	X	X	X	X	X	X	X	X	--	X	X	X
permanent	CO <sub>2</sub> (carbon dioxide)	X	X	X	X	X	X	X	X	X	X	--	X	X
permanent	H <sub>2</sub> O (moisture)	X	X	X	X	X	X	X	X	X	X	X	X	X
fluorocarbon	CF <sub>4</sub> (tetrafluoromethane)	X	X	X	X	X	X	X	X	X	X	X	X	X
fluorocarbon	C <sub>2</sub> F <sub>6</sub> (hexafluoroethane)	X	X	X	X	X	X	X	X	X	X	X	X	X
greenhouse	SF <sub>6</sub> (sulfur hexafluoride)	X	X	X	X	X	X	X	X	X	X	X	X	X
greenhouse	N <sub>2</sub> O (nitrous oxide)	X	X	X	X	X	X	X	X	X	X	X	X	--
inorganic	NF <sub>3</sub> (nitrogen trifluoride)	X	X	X	X	X	X	X	X	X	X	X	X	X
inorganic/toxic	NH <sub>3</sub> (ammonia)	X	X	X	X	X	X	X	X	X	X	X	X	X
inorganic/toxic	PH <sub>3</sub> (phosphine)	X	X	X	X	X	X	X	X	X	X	X	X	X
inorganic/toxic	AsH <sub>3</sub> (arsine)	X	X	X	X	X	X	X	X	X	X	X	X	X
toxic	CH <sub>2</sub> O (formaldehyde)	X	X	X	X	X	X	X	X	X	X	X	X	X
toxic	C <sub>2</sub> H <sub>4</sub> O (acetaldehyde)	X	X	X	X	X	X	X	X	X	X	X	X	X
hydrocarbon	CH <sub>4</sub> (methane)	X	X	X	X	X	X	X	X	X	--	X	X	X
hydrocarbon	NMHC (non methane hydrocarbon)	X	X	X	X	X	X	X	X	X	X	X	X	X
hydrocarbon	C <sub>2</sub> H <sub>2</sub> (acetylene)	X	X	X	X	X	X	X	X	X	X	X	X	X
hydrocarbon	C <sub>2</sub> H <sub>4</sub> (ethylene)	X	X	X	X	X	X	X	X	X	X	X	X	X
hydrocarbon	C <sub>2</sub> H <sub>6</sub> (ethane)	X	X	X	X	X	X	X	X	X	X	X	X	X
hydrocarbon	C <sub>3</sub> H <sub>6</sub> (propylene)	X	X	X	X	X	X	X	X	X	X	X	X	X
hydrocarbon	C <sub>3</sub> H <sub>8</sub> (propane)	X	X	X	X	X	X	X	X	X	X	X	X	X
hydrocarbon	C <sub>3</sub> H <sub>4</sub> (propadiene)	X	X	X	X	X	X	X	X	X	X	X	X	X
hydrocarbon	C <sub>3</sub> H <sub>4</sub> (propyne)	X	X	X	X	X	X	X	X	X	X	X	X	X
hydrocarbon	C <sub>4</sub> H <sub>6</sub> (1,3 butadiene)	X	X	X	X	X	X	X	X	X	X	X	X	X
hydrocarbon	C <sub>4</sub> H <sub>8</sub> (butylene)	X	X	X	X	X	X	X	X	X	X	X	X	X
hydrocarbon	C <sub>4</sub> H <sub>10</sub> (isobutane)	X	X	X	X	X	X	X	X	X	X	X	X	X
hydrocarbon	C <sub>5</sub> H <sub>8</sub> (pentadiene)	X	X	X	X	X	X	X	X	X	X	X	X	X
hydrocarbon	C <sub>5</sub> H <sub>10</sub> (pentene)	X	X	X	X	X	X	X	X	X	X	X	X	X
hydrocarbon	C <sub>5</sub> H <sub>12</sub> (isopentane)	X	X	X	X	X	X	X	X	X	X	X	X	X
hydrocarbon	C <sub>6</sub> H <sub>12</sub> (hexene)	X	X	X	X	X	X	X	X	X	X	X	X	X
hydrocarbon	C <sub>6</sub> H <sub>14</sub> (hexane)	X	X	X	X	X	X	X	X	X	X	X	X	X
hydrocarbon	C <sub>7</sub> H <sub>14</sub> (heptene)	X	X	X	X	X	X	X	X	X	X	X	X	X
hydrocarbon	C <sub>7</sub> H <sub>16</sub> (heptane)	X	X	X	X	X	X	X	X	X	X	X	X	X
hydrocarbon	C <sub>8</sub> H <sub>16</sub> (octene)	X	X	X	X	X	X	X	X	X	X	X	X	X
hydrocarbon	C <sub>8</sub> H <sub>18</sub> (octane)	X	X	X	X	X	X	X	X	X	X	X	X	X
btex/aromatic	C <sub>6</sub> H <sub>6</sub> (benzene)	X	X	X	X	X	X	X	X	X	X	X	X	X
btex/aromatic	C <sub>7</sub> H <sub>8</sub> (toluene)	X	X	X	X	X	X	X	X	X	X	X	X	X
btex/aromatic	C <sub>8</sub> H <sub>10</sub> (xylene)	X	X	X	X	X	X	X	X	X	X	X	X	X
sulfur	H <sub>2</sub> S (hydrogen sulfide)	X	X	X	X	X	X	X	X	X	X	X	X	X
sulfur	COS (carbonyl sulfide)	X	X	X	X	X	X	X	X	X	X	X	X	X
sulfur	SO <sub>2</sub> (sulfur dioxide)	X	X	X	X	X	X	X	X	X	X	X	X	X
sulfur	CS <sub>2</sub> (carbon disulfide)	X	X	X	X	X	X	X	X	X	X	X	X	X
sulfur	CH <sub>4</sub> S (methyl mercaptan)	X	X	X	X	X	X	X	X	X	X	X	X	X
sulfur	THT (tetrahydrothiophene)	--	--	--	--	--	--	--	--	--	--	--	--	--
sulfur	TBM (tert-butylthiol)	--	--	--	--	--	--	--	--	--	--	--	--	--
	Backgrounds →	Air	Ar	He	Ne	Kr	Xe	H <sub>2</sub>	O <sub>2</sub>	N <sub>2</sub>	CH <sub>4</sub>	CO	CO <sub>2</sub>	N <sub>2</sub> O

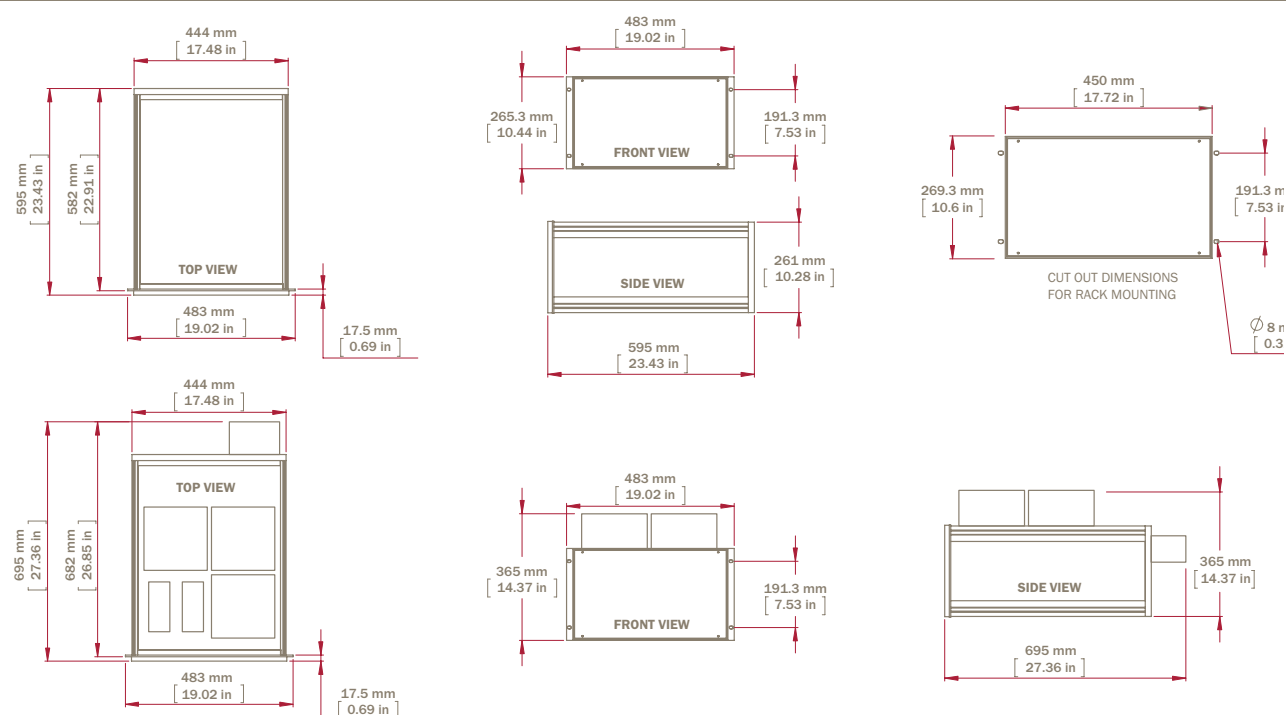
C <sub>2</sub> H <sub>4</sub>	C <sub>3</sub> H <sub>6</sub>	NH <sub>3</sub>	CF <sub>4</sub>	C <sub>2</sub> F <sub>6</sub>	SF <sub>6</sub>	NF <sub>3</sub>	C <sub>4</sub> F <sub>8</sub>	C <sub>3</sub> F <sub>8</sub>	C <sub>3</sub> F <sub>7</sub>	C <sub>2</sub> F <sub>5</sub>	SiH <sub>4</sub>	HCl	Cl <sub>2</sub>	WF <sub>6</sub>	SiF <sub>4</sub>	Syngas	Natural gas	← Back
--	--	--	--	--	--	--	--	--	--	--	--	--	--	--	--	--	--	Impurities
--	--	--	--	--	--	--	--	--	--	--	--	--	--	--	--	--	--	↓
X	X	X	X	X	X	X	X	X	X	X	X	X	X	X	X	X	--	Ar
X	X	X	X	X	X	X	X	X	X	X	X	X	X	X	X	--	--	He
X	X	X	X	X	X	X	X	X	X	X	X	X	X	X	X	--	--	Ne
X	X	X	X	X	X	X	X	X	X	X	X	X	X	X	X	--	--	Kr
X	X	X	X	X	X	X	X	X	X	X	X	X	X	X	X	X	--	Xe
X	X	X	X	X	X	X	X	X	X	X	X	X	X	X	X	X	--	H <sub>2</sub>
X	X	X	X	X	X	X	X	X	X	X	X	X	X	X	X	X	--	O <sub>2</sub>
X	X	X	X	X	X	X	X	X	X	X	X	X	X	X	X	X	--	N <sub>2</sub>
X	X	X	X	X	X	X	X	X	X	X	X	X	X	X	X	X	--	CO
X	X	X	X	X	X	X	X	X	X	X	X	X	X	X	X	X	--	CO <sub>2</sub>
--	--	--	X	--	--	X	--	--	--	--	--	--	--	--	--	--	--	H <sub>2</sub> O
X	X	X	--	X	X	X	X	X	X	X	X	X	X	X	X	--	--	CF <sub>4</sub>
X	X	X	X	--	X	X	--	X	X	X	--	--	--	--	--	--	--	C <sub>2</sub> F <sub>6</sub>
X	X	X	X	X	--	X	--	X	X	X	X	X	X	X	X	--	--	SF <sub>6</sub>
X	X	X	X	X	X	X	X	X	X	X	X	X	X	X	X	X	--	N <sub>2</sub> O
X	X	X	--	X	X	--	X	X	X	X	X	X	X	X	X	--	--	NF <sub>3</sub>
--	--	--	X	--	--	X	--	--	--	--	--	--	--	--	--	X	--	NH <sub>3</sub>
X	X	--	X	X	X	X	--	--	--	--	--	--	--	--	--	X	--	PH <sub>3</sub>
X	X	X	X	X	X	X	--	--	--	--	--	--	--	--	--	X	--	AsH <sub>3</sub>
--	--	--	X	--	--	X	--	--	--	--	--	--	--	--	--	X	--	CH <sub>2</sub> O
--	--	--	X	--	--	X	--	--	--	--	--	--	--	--	--	X	--	C <sub>2</sub> H <sub>4</sub> O
X	X	X	X	X	X	X	X	X	X	X	X	X	X	X	X	X	--	CH <sub>4</sub>
--	--	X	X	X	X	X	X	X	X	X	--	--	--	--	--	--	--	NMHC
X	X	X	X	X	X	X	X	X	X	X	X	X	X	X	X	X	--	C <sub>2</sub> H <sub>2</sub>
--	X	X	X	X	X	X	X	X	X	X	X	X	X	X	X	X	--	C <sub>2</sub> H <sub>4</sub>
--	X	X	X	X	X	X	X	X	X	X	X	X	X	X	X	X	--	C <sub>2</sub> H <sub>6</sub>
X	--	X	X	X	X	X	X	X	X	X	X	X	X	X	X	X	--	C <sub>3</sub> H <sub>6</sub>
X	--	X	X	X	X	X	X	X	X	X	X	X	X	X	X	X	--	C <sub>3</sub> H <sub>8</sub>
X	X	X	X	X	X	X	X	X	X	X	X	X	X	X	X	X	--	C <sub>3</sub> H <sub>4</sub>
X	X	X	X	X	X	X	X	X	X	X	X	X	X	X	X	X	--	C <sub>3</sub> H <sub>4</sub>
X	X	X	X	X	X	X	X	X	X	X	X	X	X	X	X	X	--	C <sub>4</sub> H <sub>6</sub>
X	X	X	X	X	X	X	X	X	X	X	X	X	X	X	X	X	--	C <sub>4</sub> H <sub>8</sub>
X	X	X	X	X	X	X	X	X	X	X	X	X	X	X	X	X	--	C <sub>4</sub> H <sub>10</sub>
X	X	X	X	X	X	X	X	X	X	X	X	X	X	X	X	X	--	C <sub>4</sub> H <sub>8</sub>
X	X	X	X	X	X	X	X	X	X	X	X	X	X	X	X	X	--	C <sub>5</sub> H <sub>10</sub>
X	X	X	X	X	X	X	X	X	X	X	X	X	X	X	X	X	--	C <sub>5</sub> H <sub>12</sub>
X	X	X	X	X	X	X	X	X	X	X	X	X	X	X	X	X	--	C <sub>6</sub> H <sub>12</sub>
X	X	X	X	X	X	X	X	X	X	X	X	X	X	X	X	X	--	C <sub>6</sub> H <sub>14</sub>
X	X	X	X	X	X	X	X	X	X	X	X	X	X	X	X	X	--	C <sub>7</sub> H <sub>14</sub>
X	X	X	X	X	X	X	X	X	X	X	X	X	X	X	X	X	--	C <sub>7</sub> H <sub>16</sub>
X	X	X	X	X	X	X	X	X	X	X	X	X	X	X	X	X	--	C <sub>8</sub> H <sub>16</sub>
X	X	X	X	X	X	X	X	X	X	X	X	X	X	X	X	X	--	C <sub>8</sub> H <sub>18</sub>
X	X	X	X	X	X	X	X	X	X	X	X	X	X	X	X	X	--	C <sub>6</sub> H <sub>6</sub>
X	X	X	X	X	X	X	X	X	X	X	X	X	X	X	X	X	--	C <sub>7</sub> H <sub>8</sub>
X	X	X	X	X	X	X	X	X	X	X	X	X	X	X	X	X	--	C <sub>8</sub> H <sub>10</sub>
--	X	X	X	X	X	X	--	--	--	--	--	--	--	--	--	X	--	H <sub>2</sub> S
--	X	X	X	X	X	X	--	--	--	--	--	--	--	--	--	X	--	COS
X	X	X	X	X	X	X	--	--	--	--	--	--	--	--	--	X	--	SO <sub>2</sub>
X	X	X	X	X	X	X	--	--	--	--	--	--	--	--	--	X	--	CS <sub>2</sub>
X	X	X	X	X	X	X	--	--	--	--	--	--	--	--	--	X	--	CH <sub>3</sub> S
--	--	--	--	--	--	--	--	--	--	--	--	--	--	--	--	--	X	THT
--	--	--	--	--	--	--	--	--	--	--	--	--	--	--	--	--	X	TBM
C <sub>2</sub> H <sub>4</sub>	C <sub>3</sub> H <sub>6</sub>	NH <sub>3</sub>	CF <sub>4</sub>	C <sub>2</sub> F <sub>6</sub>	SF <sub>6</sub>	NF <sub>3</sub>	C <sub>4</sub> F <sub>8</sub>	C <sub>3</sub> F <sub>8</sub>	C <sub>3</sub> F <sub>7</sub>	C <sub>2</sub> F <sub>5</sub>	SiH <sub>4</sub>	HCl	Cl <sub>2</sub>	WF <sub>6</sub>	SiF <sub>4</sub>	Syngas	Natural gas	← Back



## SPECIFICATIONS:

<b>DETECTOR TYPE</b>	PED, TCD, FID
<b>STANDARD FEATURES</b>	<ul style="list-style-type: none"> <li>• Manual or auto-ranging (user selectable)</li> <li>• Microprocessor controlled</li> <li>• Windows 7 embedded user-friendly interface</li> <li>• Ethernet port for remote control</li> <li>• Isothermal and/or programmable ramping ovens</li> <li>• Electronic flow control regulators for carrier &amp; sample gases</li> <li>• 8.4" LCD large touch screen</li> <li>• Self diagnosis system with auto-resolve alarm</li> <li>• 4-20 mA isolated outputs</li> <li>• Alarm Historic</li> <li>• Digital system status output for remote monitoring (dry relay contact)</li> <li>• 2 alarms contact</li> <li>• High resolution Chromatogram output</li> </ul>
<b>OPTIONS</b>	<ul style="list-style-type: none"> <li>• Serial communication (RS232/485) / Profibus / Modbus / Ethernet</li> <li>• Compact purifier attached to the chassis for generating high purity carrier gas</li> <li>• Integrated stream selector system</li> <li>• Digital inputs for remote starting</li> <li>• Analog inputs for connecting external instruments</li> <li>• Remote control for stream selector (LDGSS)</li> <li>• Purged zones for hazardous gases</li> <li>• Heated zones to avoid cold points</li> <li>• Monitoring system for hazardous gases</li> <li>• Split/split less injector (can be heated)</li> <li>• Integrated dilution system</li> <li>• Data Apex (Clarity) chromatography software</li> </ul>
<b>GAS CONNECTIONS</b>	<p>Sample: 1/8" compression fittings or 1/8 VCR</p> <p>Vent: 1/8" compression fitting</p>
<b>CARRIER PRESSURE REQUIREMENTS</b>	100 PSIG
<b>OPERATING TEMPERATURE</b>	10 °C to 45 °C
<b>SUPPLY</b>	115 VAC, 50 – 60 Hz or 220 VAC, 50 – 60 Hz
<b>POWER CONSUMPTION</b>	Maximum 500W

## DIMENSIONS:



# LD8000



## TRACE NITROGEN IN ARGON, HELIUM AND CRUDE ARGON ANALYZER



The LD8000 is the new standard for trace Nitrogen. Its unique design brings reliability and accuracy needed for such measurement. Its own Plasma Emission Detector System extends the lifetime of the cell. This Duty Cycle Controlled System has the property to decrease contamination and coating inside the plasma cell giving a more efficient, reliable and accurate analyzer.

### FEATURES:

- Unique Plasma Emission Detector design based on a Duty Cycle Controlled System.
- Bootloader integrated for software update via Ethernet
- Large scale measurement
- 4-20 mA output as standard
- Range Identification Relay
- Maintenance free
- LAN/Web control
- Micro-valve for very low dead volume and fast purging time
- Low sample consumption
- 3U cabinet
- Optional zero gas calibration free system

### APPLICATIONS:

- Air separation unit
- Cryogenic truck loading station
- Speciality gas laboratories
- Process control
- Argon purification plant
- Steel Industries
- Chemical plants
- Welding gas control
- Helium liquification plants
- Gas management system
- Semiconductor manufacturing
- Quality control for truck fills and gas cylinders

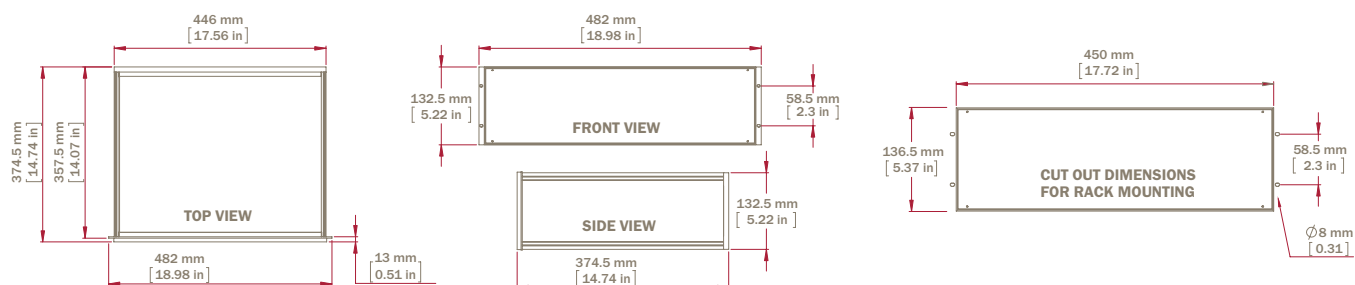
## SPECIFICATIONS:

<b>DETECTOR TYPE</b>	Plasma Emission Detector design based on a Duty Cycle Controlled System	
<b>RANGE</b>	0 – 1 ppm, resolution to 10 ppb 0 – 10 ppm, resolution to .1 ppm	0 – 100 ppm, resolution to 1 ppm other range possible up to 10000 ppm
<b>REPEATABILITY</b>	< 1% full scale	
<b>ACCURACY</b>	Better than $\pm 1\%$ full scale	
<b>STANDARD FEATURES</b>	<ul style="list-style-type: none"> <li>Manual or autoranging (user selectable)</li> <li>Microprocessor controlled</li> <li>5.6" TFT intelligent LCD module with Touch Screen</li> <li>Self diagnosis system with auto-resolve alarm</li> <li>LAN/Web control</li> <li>4-20 mA isolated output</li> <li>Alarm Historic</li> <li>Safe calibration procedure to avoid any bad calibration</li> <li>Digital outputs for remote monitoring: (all dry relay contacts) <ul style="list-style-type: none"> <li>- System status (1 output)</li> <li>- Range in use (3 output)</li> <li>- Calibration in use (1 output)</li> </ul> </li> </ul>	
<b>OPTIONS</b>	<ul style="list-style-type: none"> <li>Internal sampling system for zero, span and sample with remote capabilities</li> <li>Serial port: RS-232 / 422 / 485 / Profibus</li> <li>2 alarm outputs (user programmable set point)</li> <li>Zero calibration gas free system</li> </ul>	
<b>GAS CONNECTIONS</b>	Sample: 1/8" compression fittings	Vent: 1/8" compression fitting
<b>CALIBRATION GAS</b>	Zero: LDP1000 purified gas (Getter)	Span: 8.0 to 9.5 ppm N2/Ar
<b>SAMPLE FLOW REQUIREMENTS</b>	15 to 200 sccm	
<b>FLOW ACCURACY</b>	0 to 200 sccm $\pm 1\%$ full scale	
<b>MAX OPERATING PRESSURE</b>	30 PSIG (207 kPAG)	
<b>MIN OPERATING PRESSURE</b>	4 PSIG (28 kPAG) optional 1 PSIG (7 kPAG)	
<b>OPERATING TEMPERATURE</b>	10 °C to 45 °C	
<b>SUPPLY</b>	115 VAC, 50 – 60 Hz or 220 VAC, 50 – 60 Hz	
<b>POWER CONSUMPTION</b>	Maximum 40 watts	
<b>DRIFT</b>	< $\pm 1\%$ over 24 hours	
<b>WEIGHT</b>	29 lbs (13 kg)	

## ORDERING INFORMATION:

LD8000	-X	-XXX	-X	-XXX	-X	-XXX
	<b>A:</b> Argon <b>H:</b> Helium <b>D:</b> Dual (Argon + Helium) <b>C:</b> Crude Argon	Operating Voltage: <b>120:</b> 120 volts <b>220:</b> 220 volts	<b>A:</b> Alarm option	Integrated sampling system <b>S1:</b> 1 sample + zero + span <b>S2:</b> 2 samples + zero + span	<b>C:</b> zero gas free system	Serial communication: <b>RS2:</b> RS-232 <b>RS4:</b> RS-485 <b>PFB:</b> Profibus

## DIMENSIONS:



# LD8000 PLUS



## ONLINE PPB TRACE NITROGEN IN ARGON/HELIUM ANALYZER



The LD8000-Plus is designed for ultra-pure Argon or Helium gas analysis. With its integrated ppb sub-system, unique performance can be achieved. Low ppb trace nitrogen online is now possible without the need of a gas chromatograph. This compact design makes it very attractive for any industrial or laboratory installation.

### FEATURES:

- Unique Plasma Emission Detector design based on a Duty Cycle Controlled System.
- PPB sub-system integrated
- Bootloader integrated for software update via Ethernet
- Large scale measurement
- 4-20 mA output as standard
- Range Identification Relay
- Maintenance free
- Bypass sample flow control to insure high purity
- Low sample consumption
- 3U cabinet

### APPLICATIONS:

- Air separation unit
- Speciality gas laboratories
- Process control
- Argon purification plant
- Chemical plants
- Helium liquification plants
- Gas management system
- Semiconductor manufacturing



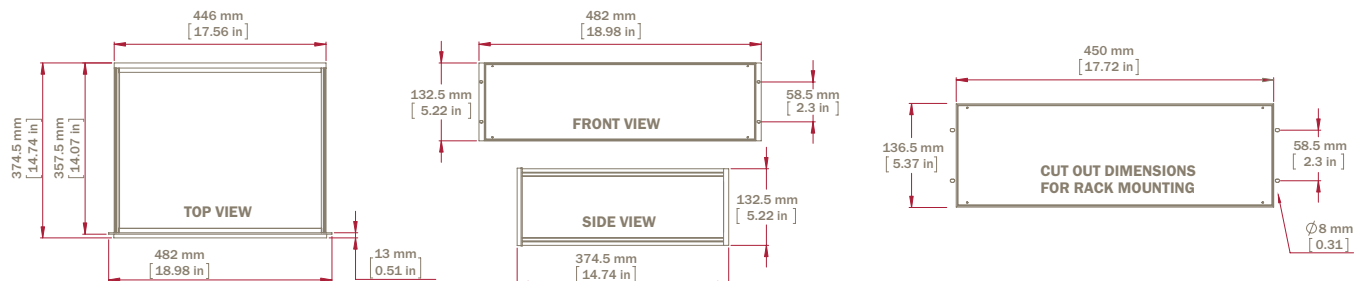
## SPECIFICATIONS:

<b>DETECTOR TYPE</b>	Plasma Emission Detector design based on a Duty Cycle Controlled System. Sub ppb system integrated.	
<b>RANGE</b>	0 – 100 : resolution 0.1 ppb 0 – 500 : resolution 1 ppb	0 – 5000 : resolution to 1 ppb, other range possible
<b>REPEATABILITY</b>	< 0.2% of range used	
<b>ACCURACY</b>	Better than $\pm 0.5\%$ of range used	
<b>STANDARD FEATURES</b>	<ul style="list-style-type: none"> <li>Manual or autoranging (user selectable)</li> <li>Microprocessor controlled</li> <li>5.6" TFT intelligent LCD module with Touch Screen</li> <li>Self diagnosis system with auto-resolve alarm</li> <li>4-20 mA isolated output</li> <li>Alarm Historic</li> <li>Safe calibration procedure to avoid any bad calibration</li> <li>Digital outputs for remote monitoring: (all dry relay contacts) <ul style="list-style-type: none"> <li>- System status (1 output)</li> <li>- Range in use (3 output)</li> <li>- Calibration in use (1 output)</li> </ul> </li> </ul>	
<b>OPTIONS</b>	<ul style="list-style-type: none"> <li>Serial port: RS-232 / 422 / 485 / Profibus</li> <li>2 alarm outputs (user programmable set point)</li> </ul>	
<b>GAS CONNECTIONS</b>	Sample: 1/8" face seal fittings	Vent: 1/8" compression fitting
<b>CALIBRATION GAS</b>	Zero: LDP1000 purified gas (Getter)	Span: 3 to 4 ppm N <sub>2</sub> /Ar
<b>SAMPLE FLOW REQUIREMENTS</b>	15 to 200 sccm	
<b>RECOMMENDED MAXIMUM OPERATING PRESSURE:</b>	20 PSIG (689 kPAG)	
<b>RECOMMENDED MINIMUM OPERATING PRESSURE:</b>	10 PSIG (28 kPAG)	
<b>OPERATING TEMPERATURE</b>	10°C to 45°C (must be stable)	
<b>SUPPLY</b>	115 VAC, 50 – 60 Hz or 220 VAC, 50 – 60 Hz	
<b>POWER CONSUMPTION</b>	Maximum 70 watts	
<b>DRIFT</b>	< $\pm 0.5\%$ of range	
<b>WEIGHT</b>	37 lbs (17 kg)	

## ORDERING INFORMATION:

LD8000-Plus	-XXX	-X	-XXX
	Operating Voltage: <b>120:</b> 120 volts <b>220:</b> 220 volts	<b>A:</b> Alarm option	Serial communication: <b>RS2:</b> RS-232 <b>RS4:</b> RS-485 <b>PFB:</b> Profibus

## DIMENSIONS:



# LD8000 MULTIGAS



## MULTIGAS ONLINE GAS ANALYSIS SOLUTION



The LD8000 MultiGas is an online analyzer to monitor trace N<sub>2</sub> and O<sub>2</sub> in Ar/He/Crude Argon. Different technologies combination is used to achieve the complete solution inside one compact 3U cabinet:

Plasma Emission  
Detector  
for N<sub>2</sub>



Electrochemical  
cell for O<sub>2</sub>



### FEATURES:

- Trace Nitrogen and Oxygen in Argon/Helium/Crude Argon
- Compact 3U rackmount enclosure
- Large scale measurement
- 4-20 mA outputs as standard
- Range Identification Relay
- Micro-valve for very low dead volume and fast purging time
- Low sample consumption
- Front adjustment valve for sample bypass flow to purge the sample gas line before the analyzer

### APPLICATIONS:

- Air separation unit
- Helium cryogenic installation
- Cryogenic truck loading station
- Speciality gas laboratories
- Process control
- Argon purification plant
- Steel Industries
- Chemical plants
- Welding gas control
- Helium liquification plants
- Gas management system
- Semiconductor manufacturing
- Quality control for truck fills and gas cylinders
- Inert glove box systems
- Universities and laboratories

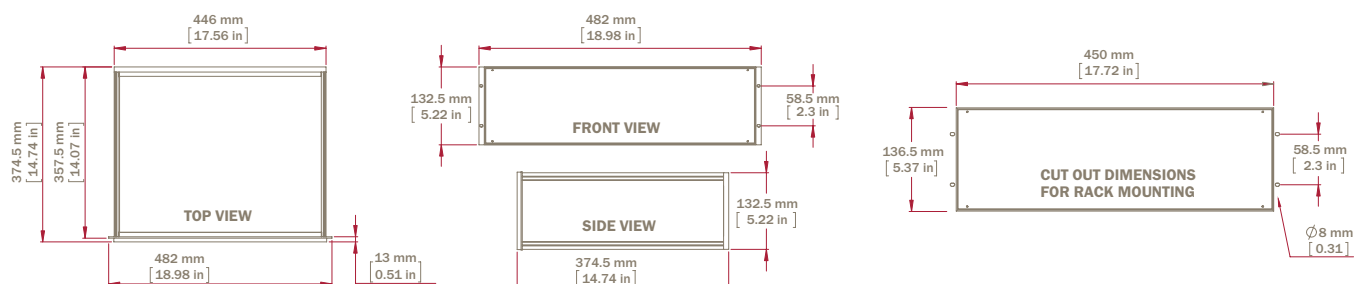
## SPECIFICATIONS:

<b>DETECTOR TYPES</b>	Plasma Emission Detector for N <sub>2</sub> / Electrochemical cell for O <sub>2</sub>	
<b>RANGE FOR N<sub>2</sub></b>	0 – 1 ppm, resolution to 10 ppb 0 – 10 ppm, resolution to .1 ppm	0 – 100 ppm, resolution to 1 ppm other range possible up to 10000 ppm configurable
<b>RANGE FOR O<sub>2</sub></b>	0 – 10 ppm, resolution to 100 ppb 0 – 100 ppm, resolution to .1 ppm	0 – 1000 ppm, resolution to 1 ppm other range possible up to 25% configurable
<b>STANDARD FEATURES</b>	<ul style="list-style-type: none"> <li>Manual or autoranging (user selectable)</li> <li>Microprocessor controlled</li> <li>5.6" TFT intelligent LCD module with Touch Screen</li> <li>Self diagnosis system with auto-resolve alarm</li> <li>4-20 mA isolated outputs</li> </ul>	<ul style="list-style-type: none"> <li>Alarm Historic</li> <li>Safe calibration procedure to avoid any bad calibration</li> <li>Digital outputs for remote monitoring: (all dry relay contacts) <ul style="list-style-type: none"> <li>- System status (1 output)</li> <li>- Range in use (3 outputs per impurity)</li> <li>- Calibration in use (1 output)</li> </ul> </li> </ul>
<b>OPTIONS</b>	<ul style="list-style-type: none"> <li>Internal sampling system for zero, span and sample</li> </ul>	<ul style="list-style-type: none"> <li>Serial port: RS-232 / 422 / 485 / Profibus</li> <li>2 alarm outputs (user programmable set point)</li> </ul>
<b>GAS CONNECTIONS</b>	Sample: 1/8" compression fittings	Vent: 1/8" compression fitting
<b>CALIBRATION GAS</b>	Zero: LDP1000 purified gas (Getter)	Span: 8.0 to 9.5 ppm N <sub>2</sub> and O <sub>2</sub> (application dependant)
<b>SAMPLE FLOW REQUIREMENTS</b>	75 to 200 sccm	
<b>RECOMMENDED MAXIMUM OPERATING PRESSURE</b>	30 PSIG (206 kPAG)	
<b>RECOMMENDED MINIMUM OPERATING PRESSURE</b>	4 PSIG (28 kPAG) optional 1 PSIG (7 kPAG)	
<b>OPERATING TEMPERATURE</b>	10 °C to 45 °C	
<b>SUPPLY</b>	115 VAC, 50 – 60 Hz or 220 VAC, 50 – 60 Hz	
<b>ACCURACY</b>	Better than ± 1% full scale	
<b>DRIFT</b>	< ± 1%	
<b>RESPONSE TIME</b>	T90 < 10 seconds	
<b>O<sub>2</sub> SENSOR LIFE</b>	15-21 months (depending O <sub>2</sub> concentration level exposition)	
<b>WEIGHT</b>	29 lbs (13 kg)	

## ORDERING INFORMATION:

LD8000 MULTIGAS	-X	-XXX	-X	-XXX	-XXX
	<b>A:</b> Argon <b>H:</b> Helium <b>C:</b> Crude Argon	Operating Voltage: <b>120:</b> 120 volts <b>220:</b> 220 volts	<b>A:</b> Alarm option	Integrated sampling system <b>S1:</b> 1 sample + zero + span <b>S2:</b> 2 samples + zero + span	Serial communication: <b>RS2:</b> RS-232 <b>RS4:</b> RS-485 <b>PFB:</b> Profibus

## DIMENSIONS:



# LDP1000 SERIES



## GAS PURIFIER COMPATIBLE WITH ANY TRACE GAS ANALYSIS SYSTEM

The LDP1000 series is a sub ppb purifier used for generating high purity calibration gas for online analyzers as well as generating high purity carrier gas for gas chromatograph.

Designed with two steps of purification, this purifier design ensures no undesired impurity is released during process.

### WHY CHOOSING LDP1000 SERIES ?

- **2 beds of purification**  
Allows perfect purification
- **RS-232 port**  
Monitor the temperature of the 2 beds of purification
- **LEDs indication**  
Self-diagnostic and status of the purifier
- **Cost effective solution for long-term use**  
Interchangeable getter
- **Available in different format**  
Compact version makes it ideal when space is limited
- **Real end of life monitoring**  
Combined with PED technology and MultiDetek series, LDP1000 series gas purity can be monitored in real time to offer real auto diagnostic.





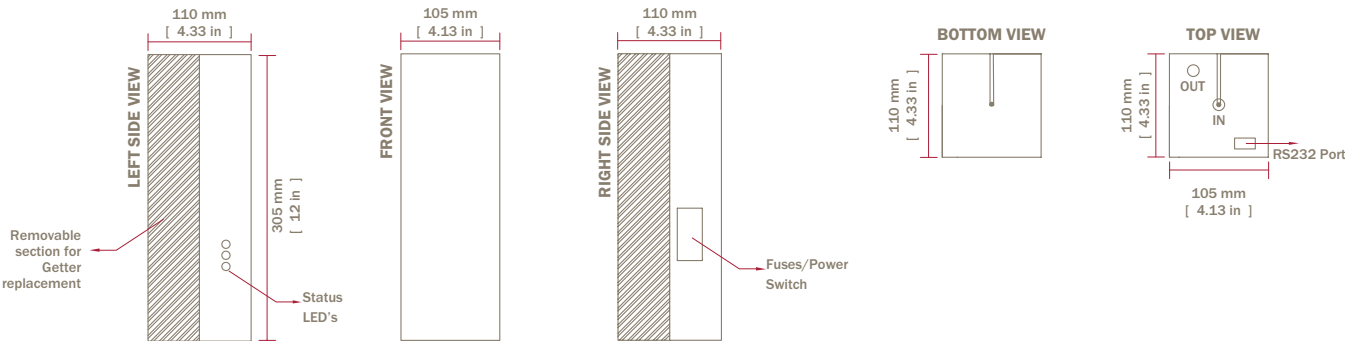
## SPECIFICATIONS:

GETTER TYPE	Alloy of Zr/V/Fe 2 beds (350 and 200 Celsius)
GASES PURIFIED	Ar/He/Ne/Xe/Kr - Nitrogen and hydrogen version available
IMPURITIES REMOVED	H <sub>2</sub> O, O <sub>2</sub> , CO, CO <sub>2</sub> , N <sub>2</sub> , THC, H <sub>2</sub> , CH <sub>4</sub> (heated) H <sub>2</sub> O, O <sub>2</sub> , CO, CO <sub>2</sub> , H <sub>2</sub> (room temperature)
IMPURITY LEVEL	<10 ppb and <1 ppb available
FLOW	200 cc/min (nominal) Higher flow rate version available (contact LDetek for more details)
GAS CONNECTIONS	1/16" – 1/8" – 1/4" compression or VCR®
RECOMMENDED OPERATING PRESSURE	100 PSIG (689 kPAG)
SUPPLY	120 VAC, 50 – 60 Hz or 220 VAC, 50 – 60 Hz
POWER CONSUMPTION	Start-up : maximum 200 Watts (allows quick start-up) Normal operation : maximum 50 Watts (designed for low consumption)
WEIGHT	5 lbs (2.26 kg) LDP1000 2 lbs (0.90 kg) Compact-LDP1000

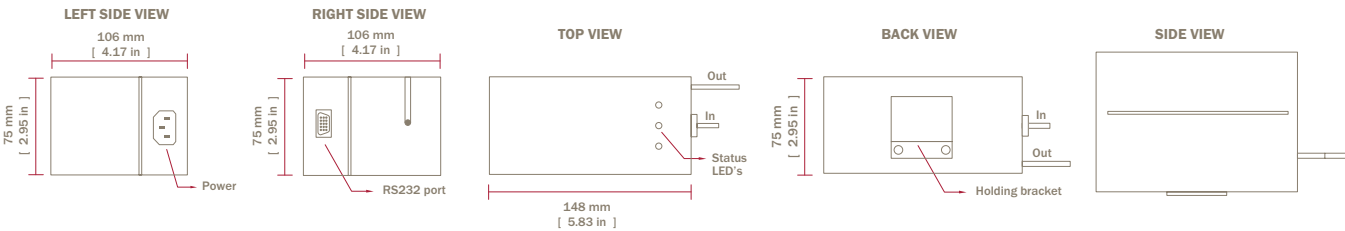
## ORDERING INFORMATION:

LDP1000, COMPACT-LDP1000 OR GETTER	-XXX	-X	-X	-X	-X
	Operating Voltage: 120 volts <b>(-120)</b> 220 volts <b>(-220)</b>	Gas type: <b>None:</b> Noble gases <b>N:</b> Nitrogen version <b>H:</b> Hydrogen	Connection size: <b>1/16"</b> <b>1/8"</b> <b>1/4"</b>	Connection Type: Compression <b>(-C)</b> VCR <b>(-V)</b>	Supporting plate: <b>None:</b> no plate <b>P :</b> Stainless steel supporting plate with high purity bypass valve & 2 in/ out isolation valves

## DIMENSIONS LDP1000:



## DIMENSIONS COMPACT-LDP1000:



## PLASMA EMISSION DETECTOR SYSTEM FOR GAS CHROMATOGRAPH

This plasma emission detector gives the opportunity to any system integrator or GC manufacturer to integrate a plug and play philosophy detector system. With its unique design, the PlasmaDetek allows to do new techniques and existing analysis configuration based on simplicity. PPB to % analysis can be done with capillary or packed columns. With the choice of argon or helium as carrier gas, combined with the selectivity configuration, the chromatography becomes easier.



### FEATURES:

- Argon or helium carrier gas
- 4 in 1 detector
- Selective and non-selective configuration
- Wide range of applications
- Easy to interface with any GC and analyzer design
- PPB to % detection
- Very stable signal
- Maintenance free
- Fast installation and tune up
- Intelligent version based on DSP platform
- Low noise detector

### APPLICATIONS:

- Laboratory and industrial gas chromatograph
- High purity gases
- Permanent gases
- Noble and rare gases
- Petrochemical and Hydrocarbon Processing
- Air analysis
- Environmental
- Energy industries
- Greenhouse application
- Etc...

Other gas analysis possible, please contact factory.

## SPECIFICATIONS:

<b>CARRIER GAS</b>	Argon and Helium
<b>POWER</b>	80 to 240 VAC, 50-60 Hz
<b>GAS CONNECTIONS</b>	1/16" (can be customized)
<b>OPERATION OUTLET PRESSURE</b>	Atmospheric or Vacuum
<b>OPERATING TEMPERATURE</b>	10 °C to 50 °C (in stable environment)
<b>FILTER</b>	10u SS particle filter on the gas inlet
<b>DETECTOR SIGNAL OUTPUT CONNECTION</b>	BNC Coaxial type (can be customized)
<b>POWER CONSUMPTION</b>	Max 10 Watts
<b>OUTPUT VOLTAGE</b>	0-5 Volts (can be customized)

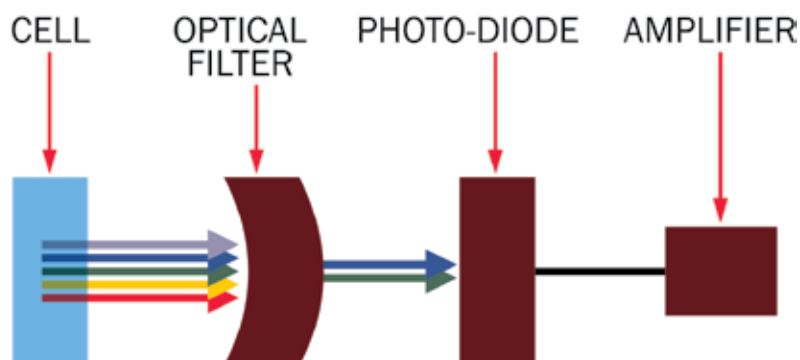
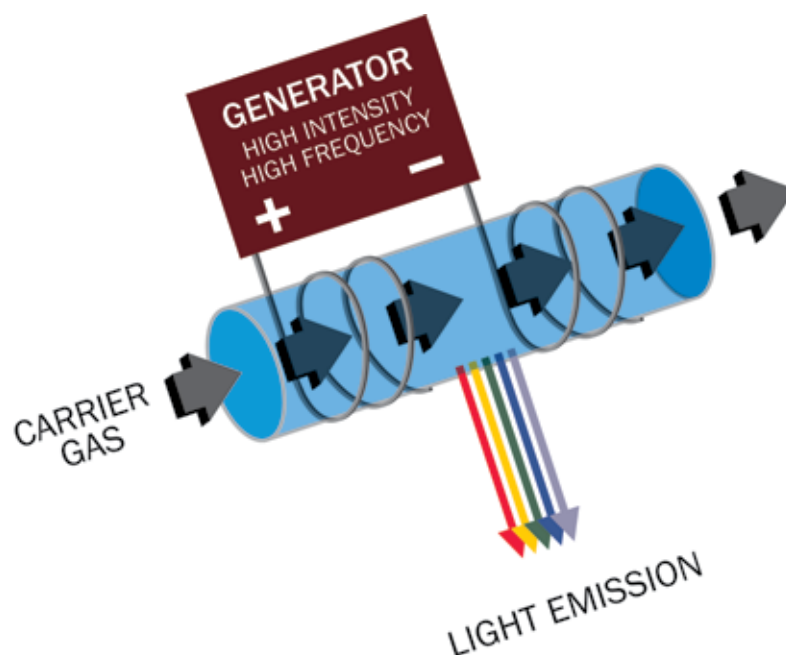
## PRINCIPLE OF PLASMA EMISSION DETECTOR (PED):

The PED is a quartz cell with a unique design submitted to a high intensity and frequency electromagnetic field.

The principle based on spectroscopic emission cell is not a new technique, but the characteristics of the Plasma-Detek system that make it stable and efficient are the frequency, the intensity as well as the mechanical and electro- des design.

A luminous phenomenon, called electroluminescence, is created and is used as emission technique to quantify analytes.

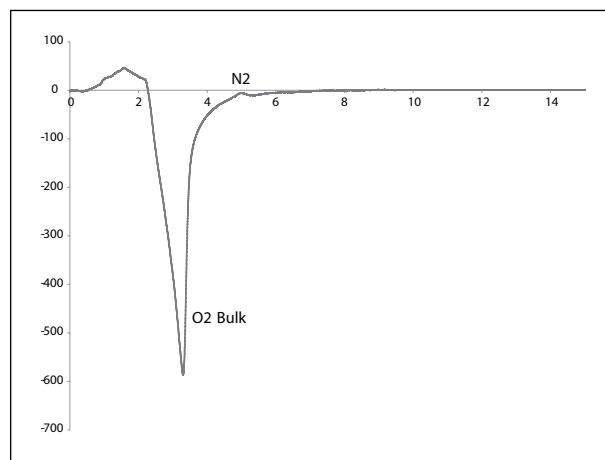
When the carrier gas is ionized, spectral lines are emitted and detected by an optical system including filter and photo-diode. The emission varies for each substance that is brought along with the carrier gas.



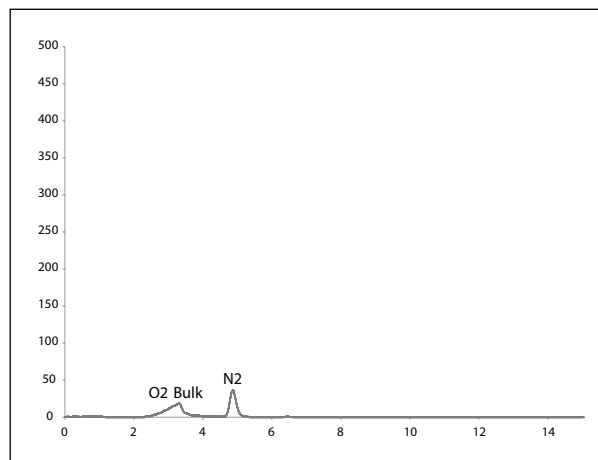
## SELECTIVITY:

The selective configuration gives the possibility to be more sensitive on some impurities to make the chromatography easier and get better results. No need to add a supporting gas or other devices. The specific optical filter system is chosen for the application desired.

By having such selectivity, you can reduce analysis time and make fast chromatography. In some cases, consumables such as traps can be avoided. It becomes a cost effective solution, maintenance free system and can give better limit of detection by reducing residual background effect.



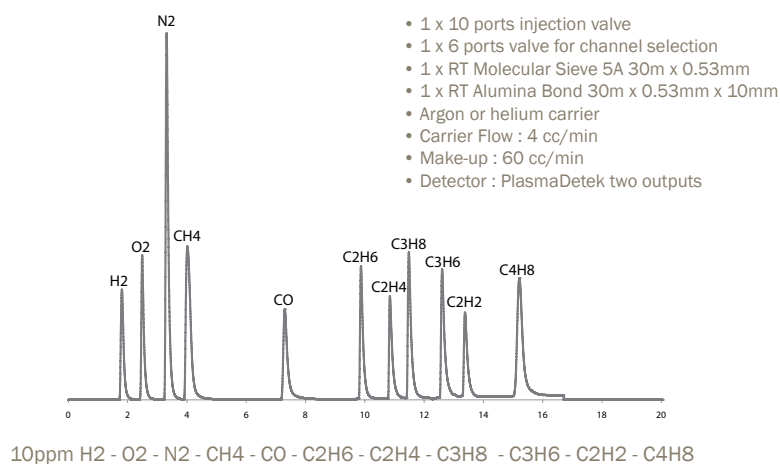
**Figure 1:** 1 ppm N2 in pure O2 with non-selective detector system



**Figure 2:** 1 ppm N2 in pure O2 with PlasmaDetek N2 selective configuration

## ALL IN ONE DETECTOR:

The PlasmaDetek can replace many detectors and get all measurements with only one module. No need of doping gas, fuel or other support devices. Measuring permanent gases and light hydrocarbons have never been so easy. Many other gases can be detected, please contact LDetek for more information.



## ARGON AND HELIUM CARRIER GAS:

Having the choice of argon or helium as carrier gas brings the advantage of making easier chromatography configuration. Argon can be cost effective compared to helium in some cases.

Good sensitivity is also obtained with both carriers giving the possibility to work from ppb to % application.



# PLASMADETEK<sub>2</sub>



## INTELLIGENT PLASMA EMISSION DETECTOR SYSTEM FOR GAS CHROMATOGRAPH



Patented


This microprocessor based plasma emission detector system gives all the tools to the GC integrator, manufacturer and user to integrate a plug and play detection system. With its customizable configuration capability, a detector has never been so intelligent.

### IN A GLANCE:

- Argon or helium carrier gas
- No dead volume design
- All in one detector by replacing existing technologies commonly used
- Selective and non-selective configuration
- Analog or digital interface
- Wide range of applications
- Easy to interface with any GC and analyzer design
- PPB to % detection
- Very stable signal
- Maintenance free
- Fast installation and tune up
- Configuration software
- Possibility of customizable protocol to control the device
- Detect organic and inorganic compounds, permanent gases and noble gases (including Ne)

## DOPING AGENT INJECTOR TEMPERATURE CONTROLLED

By controlling the temperature of the doping agent injection device, better stability of the measurement is achieved. The temperature is controlled by the PlasmaDetek controller and can be adjusted for the specific application. The use of different doping agents is application dependant is part of the selectivity mode.



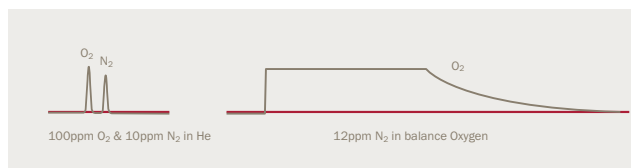
## SELECTIVE AND NON-SELECTIVE CONFIGURATION

The selectivity mode simplifies the chromatography and can be configured for specific application.

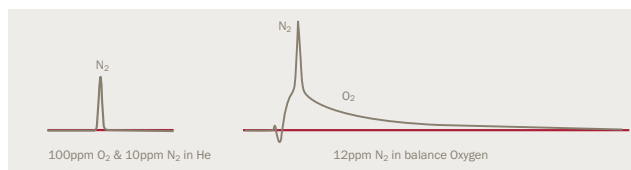
## PED DESIGN WITH NO DEAD VOLUME

The PlasmaDetek design avoids the creation of phantom peaks that occurs in conventional ionization detector. Its unique design made of a monolithic quartz makes the detector dead volume free. It is not affected by pressure or flow swings.

### Conventional ionization detector



### Plasmadetek




## MICROPROCESSOR BASED CONTROLLER

With an integrated DSP, the signal can be processed to improve measurement as well as providing desired signal for any GC. Configurable with LDetek plasma configurator provided with each PlasmaDetek. Cost saving by having no electrometer needed to acquire the signal. Multiple stage of amplification integrated to achieve low to high concentration.

## 2 ANALOG OUTPUTS AS STANDARD

Both analog output can be used in parallel to interface with the desired signal acquisition system. Coaxial cables are provided with detector.



## SERIAL INTERFACE

USB and RS-232 connection are available to provide digital signal and avoid analog interface. Custom digital communication can also be implemented to communicate and configure the PlasmaDetek from your own system.

## ETHERNET PORT

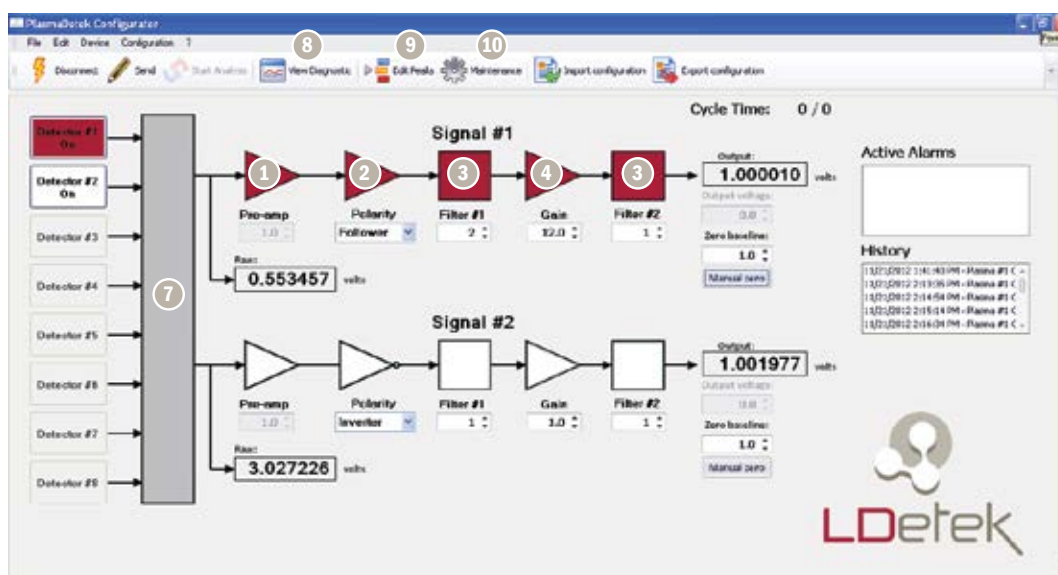
Connect the PlasmaDetek to your network to communicate with the device.



## SPECIFICATIONS:

CARRIER GAS	Argon and Helium
POWER	80 to 240 VAC, 50-60 Hz
GAS CONNECTIONS	1/16" (can be customized)
OPERATION OUTLET PRESSURE	Atmospheric or Vacuum
OPERATING TEMPERATURE	10 °C to 50 °C (in stable environment)
FILTER	10u SS particle filter on the gas inlet
DETECTOR SIGNAL OUTPUT CONNECTION	BNC Coaxial type (can be customized)
POWER CONSUMPTION	Max 10 Watts

## PLASMADETEK CONFIGURATOR:



- Adjust the amplification directly on the source light of the plasma to change the measurement scale of the detector. PPB to % application can be achieved with the same detector.
- SIGNAL POLARITY:** negative peaks can now be inverted to get positive peaks.
- FILTERING:** Digital filtering can be applied to improve signal provided to the GC.
- GAIN:** adjust the gain of the signal for the specific measurement.
- OUTPUT VOLTAGE:** set the output voltage scale that fits to the GC signal acquisition system.
- ZERO BASELINE:** set and perform zero baseline directly in the detector.
- Connect up to 8 detector to the same plasma controller.
- DIAGNOSTIC TOOL:** Graphic tool to trend the raw or the output voltage.
- PEAK TABLE:** edit a peak event table to change all possible parameters at specific time analysis can be started manually or by digitally and the detector will follow your specific configuration.
- Maintenance menu: all tools to troubleshoot the detector is provided.



# PLASMADETEK<sub>3</sub>



## HEATED CAPABLE MICRO PLASMA EMISSION DETECTOR WITH INTERCHANGEABLE OPTICS



Patent pending



Flexible plasma emission detector for gas chromatograph. The ideal gas detector for ppb/ppm trace impurities in different gas matrix. The modular philosophy of this detector makes it suitable for lab operations as well as industrial applications.

### FEATURES:

- Stand alone detector for any GC
- Heating up to 200 Celsius
- Up to 4 removable/changeable optical filters for a more flexible detector
- Changeable plasma cell
- Possibility to connect a spectrometer fiber optic direct on the cell for specific lab or research project
- Compatible with the PlasmaDetek 2 controller which makes it compatible with any previous installation

- Compatible with Clarity from DataApex
- Ideal for ppb/ppm trace impurities
- Replace ECD-FID-TCD-DID all in one detector
- Compatible with Helium, Argon, Nitrogen as carrier gas
- Selective, sensitive and generic configurable
- Quick switchable carrier gas type



Four changeable optical filters that offers flexibility. It can be changed anytime within seconds to adapt the analysis needs. It becomes possible to switch the application easily to find selectivity and sensitivity desired. The light collection system has been optimized to avoid light collection response loss by high temperature operation.



Heated capable housing up to 200 Celsius extending the application possibilities.

With its interchangeable quartz plasma cell module design, it becomes possible to do the maintenance on the detector. The application can be modified easily as well. The detector module design makes it easy to replace or change any component without damaging or creating leaks. The design offers an integrated leak detector to auto diagnostic the carrier gas and make up leak rate.



## MICROPROCESSOR BASED CONTROLLER


With an integrated DSP, the signal can be processed to improve measurement as well as providing desired signal for any GC. The parameters can easily be changed with the use of the LDetek configurator software interface that comes with each PlasmaDetek detector. Cost saving by having no electrometer needed to acquire the signal. Multiple stage of amplification integrated to achieve low to high concentration.

## 2 ANALOG OUTPUTS AS STANDARD

Both analog output can be used in parallel to interface with the desired signal acquisition system. Coaxial cables are provided with detector.

## MULTIPLE I/Os

Multiple I/Os are available on the controller module to extend the application capabilities. It becomes possible to use the controller to acquire signal from other devices or detectors. It is also possible to control different devices as valves actuation, ovens or other components.



## SERIAL INTERFACE

USB and RS-232 connection are available to provide digital signal and avoid analog interface. Custom digital communication can also be implemented to communicate and configure the PlasmaDetek from your own system.

## ETHERNET PORT

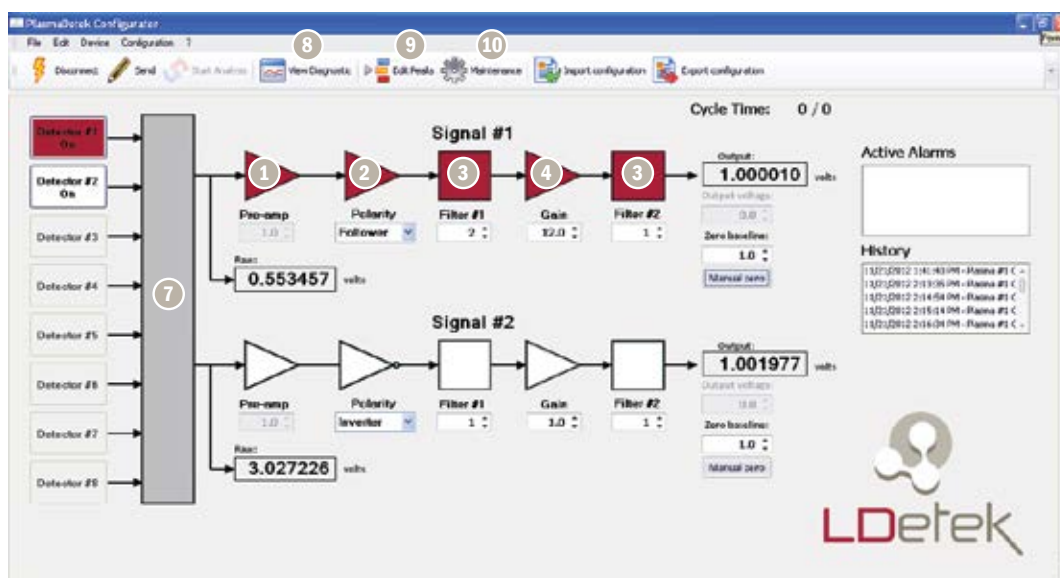
Connect the PlasmaDetek to your network to communicate with the device.



## SPECIFICATIONS:

CARRIER GAS	Argon, Helium, Nitrogen
POWER	80 to 240 VAC, 50-60 Hz
GAS CONNECTIONS	1/16" (can be customized)
OPERATION OUTLET PRESSURE	Atmospheric or Vacuum
OPERATING TEMPERATURE	10°C to 200°C
FILTER	10u SS particle filter on the gas inlet
DETECTOR SIGNAL OUTPUT CONNECTION	BNC Coaxial type (can be customized)

## PLASMADETEK CONFIGURATOR:

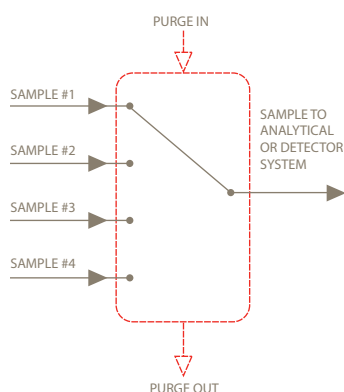


- Adjust the amplification directly on the source light of the plasma to change the measurement scale of the detector. PPB to % application can be achieved with the same detector.
- SIGNAL POLARITY:** negative peaks can now be inverted to get positive peaks.
- FILTERING:** Digital filtering can be applied to improve signal provided to the GC.
- GAIN:** adjust the gain of the signal for the specific measurement.
- OUTPUT VOLTAGE:** set the output voltage scale that fits to the GC signal acquisition system.
- ZERO BASELINE:** set and perform zero baseline directly in the detector.
- Connect up to 8 detector to the same plasma controller.
- DIAGNOSTIC TOOL:** Graphic tool to trend the raw or the output voltage.
- PEAK TABLE:** edit a peak event table to change all possible parameters at specific time analysis can be started manually or by digitally and the detector will follow your specific configuration.
- Maintenance menu: all tools to troubleshoot the detector is provided.

# LDGSS



## HIGH PURITY GAS STREAM SELECTOR



The LDGSS now brings to the gas industry the most reliable and easy way to provide clean gas to any process GC and on line process analyzers. It's compact design, based on high purity connections with an unique diaphragm valve with no dead volume, is the ideal solution for any streams selection needs. This concept allows a quick response time, the possibility to work in vacuum mode and avoid drifting problems.

### FEATURES:

- Compact design reducing project costs.
- Leak proof, tested and certified
- Air diffusion resistant
- Unique diaphragm valve with no dead volume for stream selection
- No stream cross contamination
- Quick purging time
- Optional purge gas flow to avoid contamination
- Easy to operate
- Oxygen cleaned and compatible
- Can be easily integrated to any type of process G.C. or on line process analyzers

### APPLICATIONS:

- Air Separation industry
- Semiconductor manufacturing
- Laboratory GC's installation
- System's Integrators
- Glove box



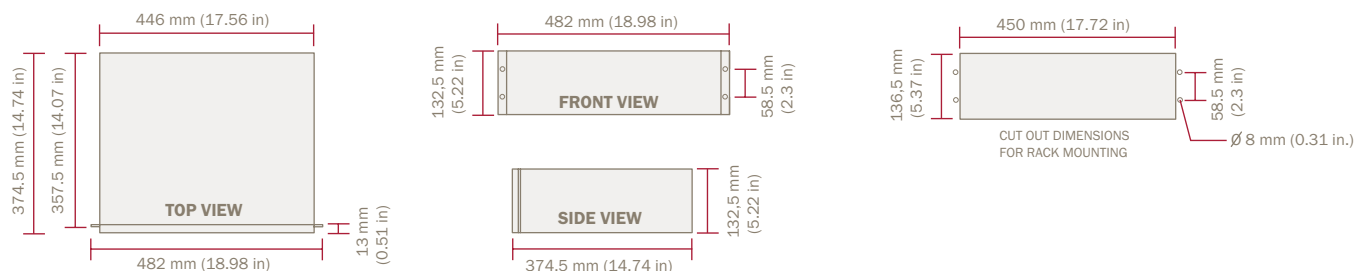
## SPECIFICATIONS:

<b>NUMBER OF INLETS</b>	2 to 9 streams configurable
<b>STANDARD FEATURES</b>	Front mounted stream bypass valves Dry contacts that remotely give status of selected channel Local or Remote control via 12VDC or 24VDC supply Front Mounted rotary switch selector 10u particle filter installed on every inlet Stainless Steel diaphragm valve or peek 3 ways solenoid valve (must be specified when ordering)
<b>OPTIONS</b>	BPR : Sample outlet back pressure regulator to maintain a constant sample outlet pressure. VPB : Valves purge box for toxic and/or hazardous gases. PG : Purging gas port for diaphragm valve version for high purity application or toxic/hazardous gases. PR : Stream inlet pressure regulator for reducing stream pressure C : Coated flow path for corrosive and absorbent gases MBP : Metal bellow pump for low pressure application O2 : Oxygen clean certified
<b>SAMPLE BYPASS ADJUSTABLE VALVE FLOW RANGE</b>	0 to 500 ml/min
<b>GAS INLET &amp; OUTLET CONNECTIONS</b>	1/16"- 1/8" or 1/4" Stainless Steel Compression Type Swagelok compatible. 1/8" or 1/4" Stainless Steel High Purity VCR type.
<b>PURGED GAS VENT CONNECTIONS</b>	1/8" Stainless Steel Compression Type Swagelok compatible
<b>SUPPLY</b>	85VAC to 240VAC 50/60Hz
<b>POWER CONSUMPTION</b>	10 watts
<b>MAXIMUM OPERATING PRESSURE</b>	30 PSIG (206Kpa) with peek solenoid valve version 300 PSIG (2068Kpa) with stainless steel diaphragm valve version
<b>MINIMUM OPERATING PRESSURE</b>	3 PSIG (20Kpa) (lowest pressure can be achieved for glove box application by adding the optional metal bellow pump)
<b>NOMINAL WORKING PRESSURE</b>	20 PSIG (138Kpa)
<b>REMOTE CONTROL VOLTAGE INPUT</b>	12 VDC or 24VDC at 200mA maximum

## ORDERING INFORMATION:

LD8000	-XXX	-X	-X/X	-XXX	-XXX
	<b>Operating Voltage</b> 120 Volts (-120) 220 Volts (-220)	<b>Number of Inlets</b> 2 to 9 : 2 to 9 streams	<b>Gas Inlets Connections Size</b> 1/16 : 1/16 inches 1/8 : 1/8 inches 1/4 : 1/4 inches	<b>Gas Inlets Type</b> VCR : face seal type SWG : compression type	<b>Options</b> BPR : C VPB : MBP PG : O2 PR :

## DIMENSIONS:



# LD2000



## ONLINE TRACE TOTAL HYDROCARBON ANALYZER



The LD2000 is an easy to use instrument that offers the ideal solution for the total hydrocarbon measurements. Its compact and robust design perfectly fits on any industrial installation. The LDetek FID and electronic platform bring the performances required by the market.

### FEATURES:

- LDetek FID design offering low maintenance
- Bootloader integrated for software update via Ethernet
- Large scale measurement
- 4-20 mA output as standard
- Range Identification Relay
- Unique LDetek Electronic flow controller design
- 3U cabinet

### APPLICATIONS:

- Air separation unit
- Cryogenic truck loading station
- Speciality gas laboratories
- Process control
- Steel Industries
- Chemical plants
- Welding gas control
- Gas management system
- Quality control for truck fills and gas cylinders
- Safety
- Product validation
- Scrubber & oxidizer efficiency
- Carbon bed breakthrough detection
- Well logging
- Industrial hygiene & safety monitoring
- Fence line (perimeter) monitoring around industrial sites
- CEMS (continuous emission monitoring systems)

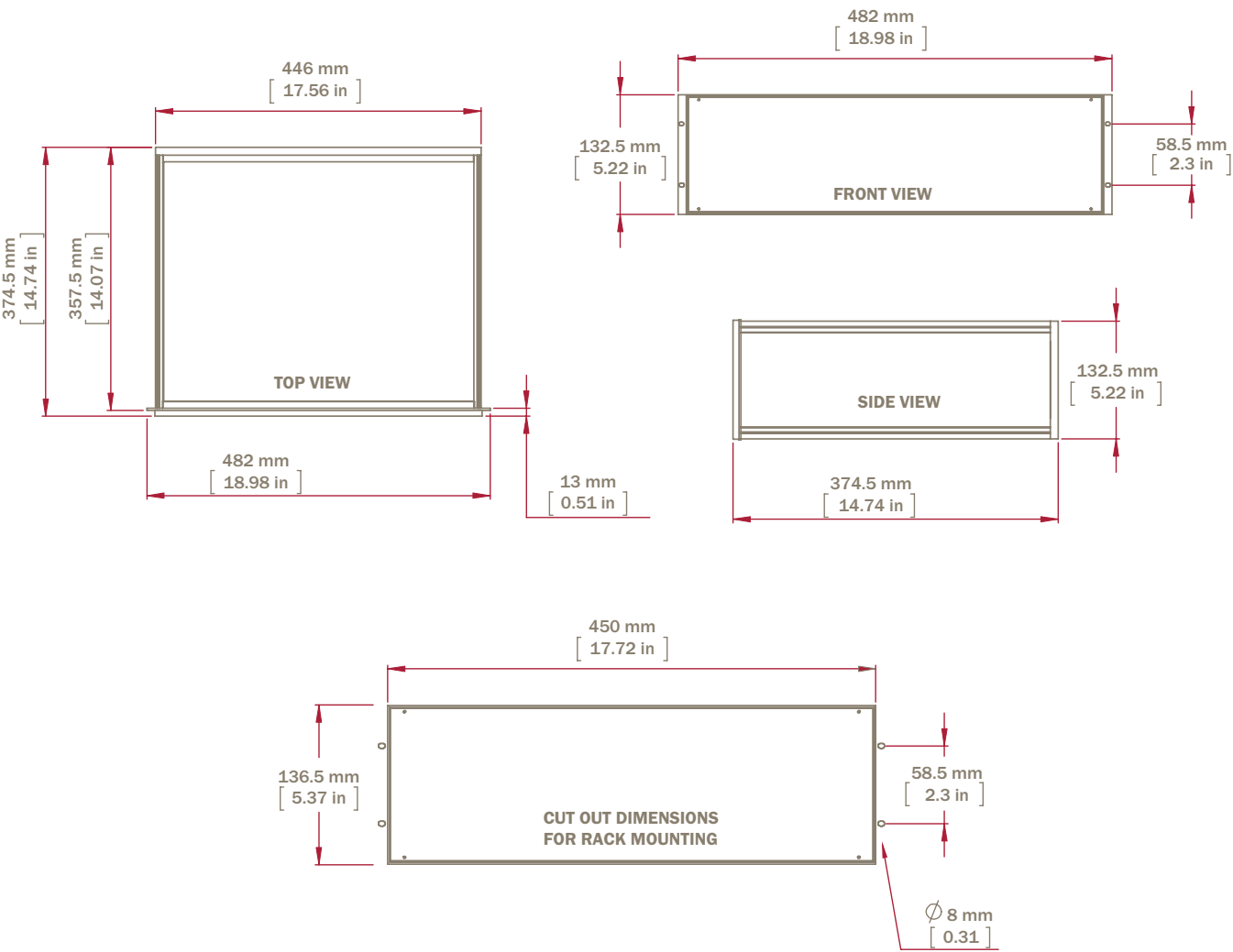
## SPECIFICATIONS:

<b>DETECTOR TYPE</b>	Flame Ionisation Detector
<b>RANGE</b>	0-10 ppm 0-100 ppm 0-1000 ppm other range possible
<b>REPEATABILITY</b>	< 1% full scale
<b>ACCURACY</b>	Better than $\pm 1\%$ full scale
<b>STANDARD FEATURES</b>	<ul style="list-style-type: none"> <li>• Manual or autoranging (user selectable)</li> <li>• Microprocessor controlled</li> <li>• 5.6" TFT intelligent LCD module with Touch Screen</li> <li>• Self diagnosis system with auto-resolve alarm</li> <li>• 4-20 mA isolated output</li> <li>• Alarm Historic</li> <li>• Digital outputs for remote monitoring: (all dry relay contacts) <ul style="list-style-type: none"> <li>- System status (1 output)</li> <li>- Range in use (3 output)</li> <li>- Calibration in use (1 output)</li> </ul> </li> </ul>
<b>OPTIONS</b>	<ul style="list-style-type: none"> <li>• Serial port: RS-232 / 422 / 485 / Profibus</li> <li>• 2 alarm outputs (user programmable set point)</li> </ul>
<b>GAS CONNECTIONS</b>	Sample: 1/8" compression fittings Vent: 1/8" compression fitting
<b>CALIBRATION GAS</b>	Zero: LDP1000 purified gas (Getter) Span: 80%-90% of full scale of methane
<b>SAMPLE FLOW REQUIREMENTS</b>	50 to 200 sccm
<b>AIR FLOW REQUIREMENTS</b>	200 to 600 sccm
<b>FUEL FLOW REQUIREMENTS</b>	40 to 150 sccm
<b>RECOMMENDED MAXIMUM OPERATING PRESSURE</b>	40 PSIG
<b>RECOMMENDED MINIMUM OPERATING PRESSURE</b>	10 PSIG
<b>OPERATING TEMPERATURE</b>	10 °C to 45 °C
<b>SUPPLY</b>	115 VAC 50 - 60 Hz or 220 VAC 50 - 60 Hz
<b>POWER CONSUMPTION</b>	Maximum 50 watts
<b>DRIFT</b>	< $\pm 1\%$ over 24 hours
<b>WEIGHT</b>	27 lbs (12 kg)

ORDERING INFORMATION:

LD2000	-X	-XXX	-X	-XXX
	<b>Ar:</b> Argon <b>H:</b> Helium <b>O:</b> Oxygen <b>N:</b> Nitrogen <b>A:</b> Air	Operating Voltage: <b>120:</b> 120 volts <b>220:</b> 220 volts	<b>A:</b> Alarm option	Serial communication <b>RS2:</b> RS-232 <b>RS4:</b> RS-485 <b>PFB:</b> Profibus

DIMENSIONS:



## LABORATORY CHASSIS WITH MULTIPLE HEATED ZONES

The LabDetek module offers extra heated zones to extend the gas analysis possibilities. It can be used as a standalone unit having its own software interface or be used in combination with the MultiDetek2 compact gas chromatograph system. In both cases, a sophisticated and user friendly interface allows the parameters setting. This module can be used as well as an extension of an existing third party gas chromatograph to extend the applications possibilities. The flexibility and versatility of this modular platform make it suitable to work in cooperation with any GC system.








## AMBIANT ZONE

A free area is available to mount the flow controllers and the compact gas purifier for the gas flow control and to generate high purity carrier gas.



## PROGRAMMABLE HEATING ZONE

This zone offers a large heated space for fast temperature ramping going up to 350 Celsius. It can fit up to 5 x 6 inches + 5 x 3.5 inches coil diameter columns for a total of 10 columns. A well designed column support allows an easy mounting of the columns and end fittings individually. This is perfect for maintenance and column replacement. This zone can also be used to fit any combination of columns and valves that have to be heated.





## ISOTHERMAL HEATING ZONE

Based on a universal heated mounting plate system, this extra area can accept detectors, valves and columns in an isothermal environment that can achieve an operating temperature up to 200 Celsius. An injection port is also accessible on top of this zone to inject using a syringe or a headspace auto sampler system.



The LabDetek controller is used with the platform. This device offers multiple I/Os that can be used for different tasks like signal acquisitions, valves actuation, ovens and flows control. The controller communicates with the LabDetek interface module using Clarity from DataApex. The controller also offers serial and LAN communication protocols.

# LDACCESSORIES



## WHY USING TRAPS?



They are necessary to remove interference components in carrier and sample gas used for GC's and on-line instruments. For the GC's, a combination of moisture, hydrocarbons and Oxygen traps is used to prevent column degradation what is well known to increase detector noise and create ghost peaks. The use of such traps is also necessary on Make-up gas that must also be interference free.

A selection of single component removal traps or multi-components removal traps is also necessary to remove interference components presents in sample lines with on-line instruments.

Our selection of traps is normally used when the LDP1000 (Gas purifier) cannot be used.

## MOISTURE REMOVAL LDH20-T

Our Moisture Trap LDH20-T is used to remove moisture at the outlet of it. It can be installed on any carrier gas line, make-up gas line and sample line to remove moisture interference. Different sizes and connection types are available depending of the flow rate and the outlet purity specifications needed.

## HYDROCARBON REMOVAL LDHC-T

The hydrocarbons trap series are commonly used when trace HC's is present in sample, carrier or make-up gas lines. Presence of hydrocarbons in gas lines creates a deterioration of some type of detector like common PED. Different sizes and connection types are available depending of the flow rate and the outlet purity specifications needed.

## OXYGEN REMOVAL LD02-T

The Oxygen traps series are also offer with numerous configuration types that can cover any needs.

## MULTI-COMPONENTS REMOVAL LDH20/HC/O2-T

Our LDetek special trap that combines removal of H<sub>2</sub>O/HC's and O<sub>2</sub> in one unit is also a great alternative when the removal of all interference components is necessary. It avoids having complex tubing configuration with multiple fittings that increase leakage possibilities in the installation. Our Multi-Components trap can be configured the way you need it.

## LDEPC ELECTRONIC FLOW CONTROLLER



LDetek is now offering its LDEPC as a stand alone flow controller unit for any gas type. Its high purity design combined with multiple communication mean is the ideal tool for gas flow control. This tool can be controlled with analog voltage, SPI, serial or usb port.

## MINI-LDP1000



The Mini-LDP1000 gas purifier is the best solution for generating high purity Argon/Helium/Nitrogen/Hydrogen and other noble gases for any gas chromatograph when space available is restricted. Its compact design is ideal for portable gas analyzer. It is also the best solution to avoid problems coming from any source of contaminations that results to columns degradation and detector instability.

## COLUMNS

LDetek can also offer a large selection of Packed type columns that can cover your needs for any GC application. Our columns can be coiled within your specifications and can be activated/regenerated in house. LDetek also have the capabilities to configure your custom request. We can also offers numerous types of columns ending:

- Stainless Steel or Brass Double ferrules type
- Stainless Steel single ferrules type
- Stainless Steel Face Seal fittings type
- Silver brazed type
- Argotek column
- HSR-Etek column







# 3.0 APPLICATION NOTE

## 3.1 ENVIRONMENT



# APPLICATION NOTE

# LD12-01



## Greenhouse analysis with the PlasmaDetek

The popularity to measure greenhouse gases ( $\text{CH}_4$ ,  $\text{CO}_2$  and  $\text{N}_2\text{O}$ ) has increased considerably in the last years with the global warming concerns. Chromatography is the well known technique to measure them and different detectors are used to achieve this task. This application note will explain how we can effectively do it with a simple gas chromatograph configuration involving the PlasmaDetek detector.

### PLASMADETEK CONFIGURATION:

The PlasmaDetek has the advantage that it can be configured to be more sensitive on some compounds than the others. This selectivity configuration helps the chromatography to be more effective and easier to setup.

For this application, the detector system is configured to be selective on all three impurities with two dedicated outputs signal:

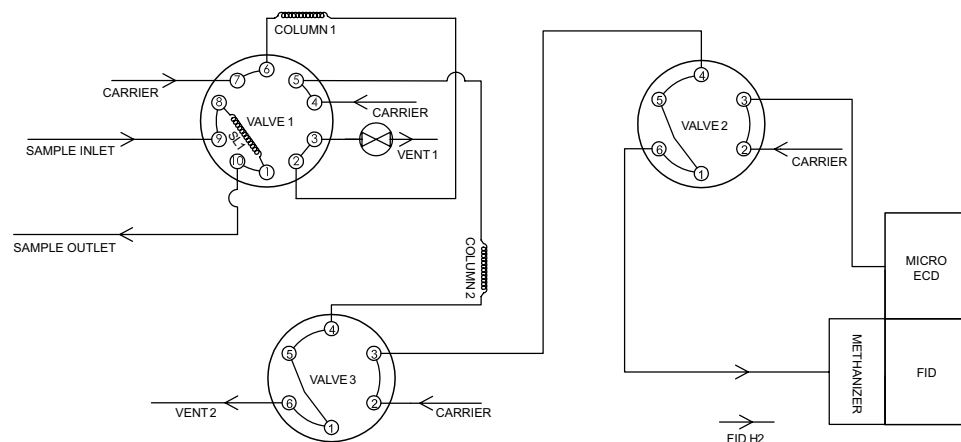
- Output 1 :  $\text{N}_2\text{O}$
- Output 2 :  $\text{CH}_4$  and  $\text{CO}_2$



▲ PlasmaDetek detector

### CHROMATOGRAPHY CONFIGURATION:

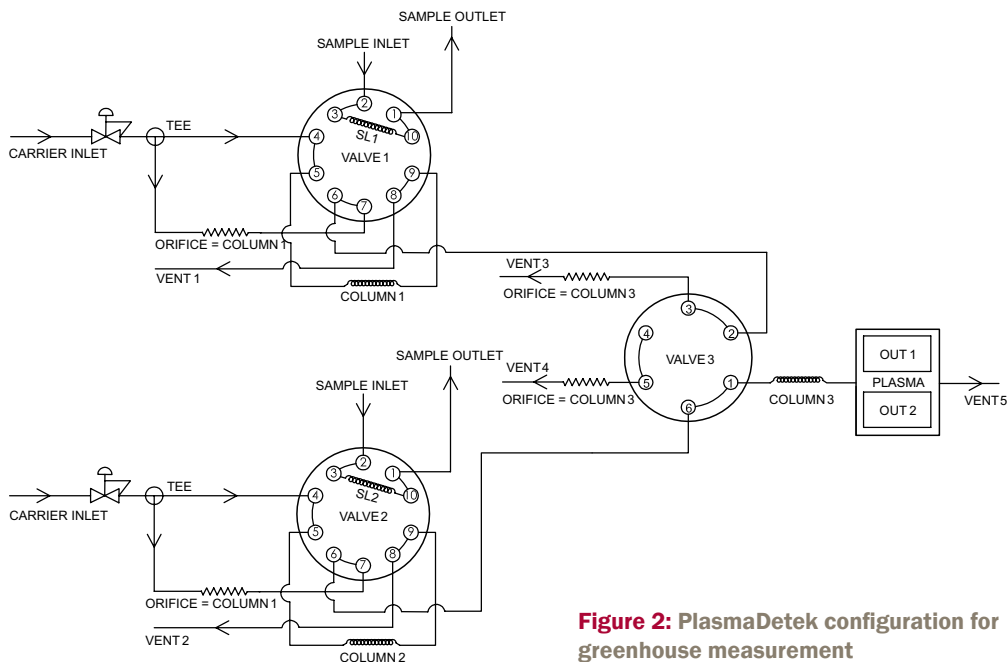
Typical configuration to make such measurement requires methanizer, FID and ECD detectors,  $\text{H}_2$  Fuel, make up gas and air supply.



**Figure 1:** Typical configuration for greenhouse measurement

With the PlasmaDetek, only one detector can be used to measure CH<sub>4</sub>, CO<sub>2</sub> and N<sub>2</sub>O in air. All three components elute in the same detector. That reduces cost and complexity of the system.

Another advantage is the use of argon or helium as carrier gas. Both carriers are suitable and give the performance desired.

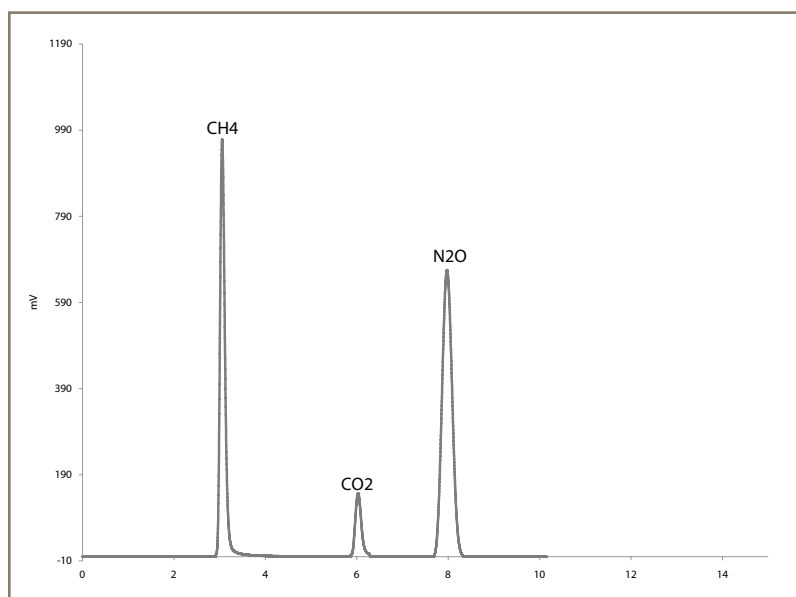


**Figure 2:** PlasmaDetek configuration for greenhouse measurement

Valve 1 is used for CH<sub>4</sub> and CO<sub>2</sub> measurement. The backflush to vent configuration vents out water from the sample with a HayeSep D 100/120 10'(column 1). Valve 3 is used to vent out air before going to the other HayeSep D 100/120 10'(column 3). This second column separates CH<sub>4</sub> and CO<sub>2</sub> from the remaining air.

Valve 2 is also configured in a backflush to vent with a HayeSep D 100/120 10'(column 2). A different sampling loop size is used to be able to measure N<sub>2</sub>O. Valve 3 is used to vent out air and CO<sub>2</sub>. N<sub>2</sub>O is then brought to the detector by itself and can be measured in very low concentration.

## RESULTS AND PERFORMANCE:

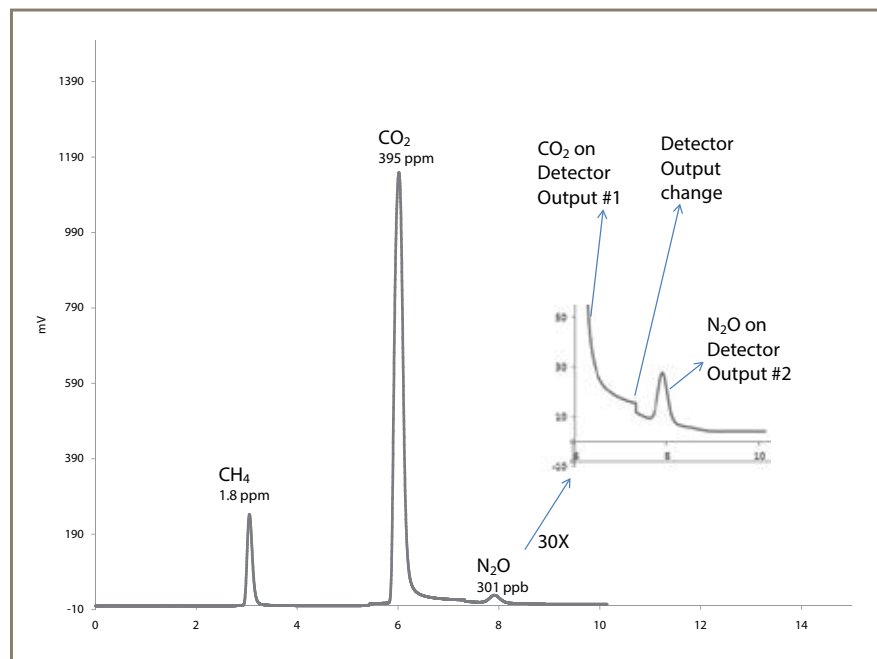


**Figure 3:** 8 ppm CH<sub>4</sub>, 50 ppm CO<sub>2</sub> and 10 ppm N<sub>2</sub>O in helium

Figure 3 shows the chromatogram obtained with the LDetek configuration described above, with a 8 ppm CH<sub>4</sub>, 50 ppm CO<sub>2</sub> and 10 ppm N<sub>2</sub>O standard. This result was used to calculate the LOQ and LOD of each compounds shown in figure 4.

COMPONENT	CONCENTRATION	PEAK HEIGHT	NOISE	S/N	LOD (ppb) S/N = 3	LOQ (ppb) S/N = 5
CH <sub>4</sub>	8 ppm	965 mV	0.04 mV	24125	1	1.65
CO <sub>2</sub>	50 ppm	143 mV	0.04 mV	3575	42	70
N <sub>2</sub> O	10 ppm	671 mV	0.04 mV	16775	1.8	3

**Figure 4: LOQ and LOD calculation**



**Figure 5: CH<sub>4</sub>, CO<sub>2</sub> and N<sub>2</sub>O in ambient air**

All three components are measured without interference in air providing accurate and very sensitive detection. The LOD of N<sub>2</sub>O ensures that its measurement in air is detected easily.

Those results and performances depend on the chromatographic system and conditions of operation.

## CONCLUSION:

This technique is simple and cost effective compared to the most common configurations that can be found on the market. No make-up gas, fuel, air, FID and ECD radioactive detector are required to make this measurement. Only one PlasmaDetek detector with two outputs using argon or helium as carrier gas can be used to achieve level of sensitivity needed. The ease of installation and startup of the PlasmaDetek makes it perfectly suitable for this environmental application.



# APPLICATION NOTE

# LD15-03



## Measurement of part per billion N<sub>2</sub>O in air




With the global warming concerns, it is more and more critical to measure the nitrous oxide (N<sub>2</sub>O) concentration in the ambient air. This application note will demonstrate how efficient the use of the PlasmaDetek-E is for the measurement of extremely low concentration of N<sub>2</sub>O in ambient air without interference.

### LDETEK SOLUTION:

It is well known that the measurement of N<sub>2</sub>O can be achieved with different kinds of detectors using specific chromatography techniques. The ECD, HID and conventional PED are the mostly used type of detectors for this greenhouse application. The radioactive source coming from the ECD makes this detector less attractive due to the latest worldwide regulations about radioactivity, even for low source of radioactivity. The HID and conventional PED are relatively good detectors for such analysis, but create more chromatography challenges caused by lack of selectivity and sensitivity. With the LDetek PlasmaDetek-E, the enhanced sensitivity and selectivity make it the ideal tool for measuring extremely low concentration N<sub>2</sub>O in ambient air with reduced interference mostly coming from the high concentration carbon dioxide and moisture.

The improved operation's mode and the optical design of the PlasmaDetek-E combined with right chromatography configuration in the MultiDetek-2 compact GC remove the interference usually coming from the carbon dioxide and moisture.

The MultiDetek-2 system is configured with one injection diaphragm valve V1, which is used for injecting the sampling volume into the chromatography system. A first packed Shincarbon column is combined with a heartcut diaphragm valve V2 and a second packed Shincarbon column to catch the desired N<sub>2</sub>O peak and flush to vent the undesired interference gases. The N<sub>2</sub>O peak is then going to the PlasmaDetek-E where proper analysis is performed.



▲ PlasmaDetek-E  
\*Patent pending

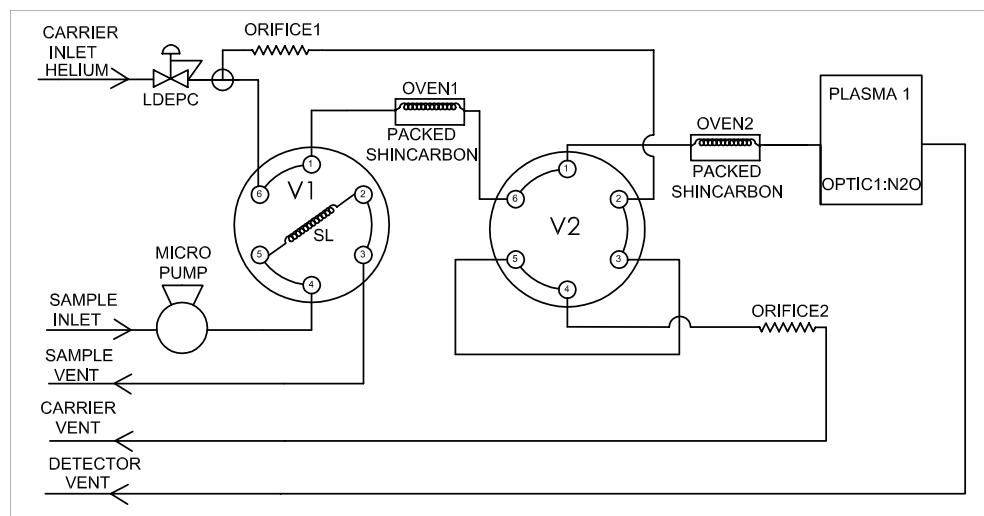


This combination makes it ideal to measure extremely low concentration N<sub>2</sub>O in air without having the N<sub>2</sub>O peak integrated in the high concentration CO<sub>2</sub> tailing. This technique has been tested up to 5000ppm CO<sub>2</sub> for measuring as low as 1ppb N<sub>2</sub>O as demonstrated in the chromatograms.

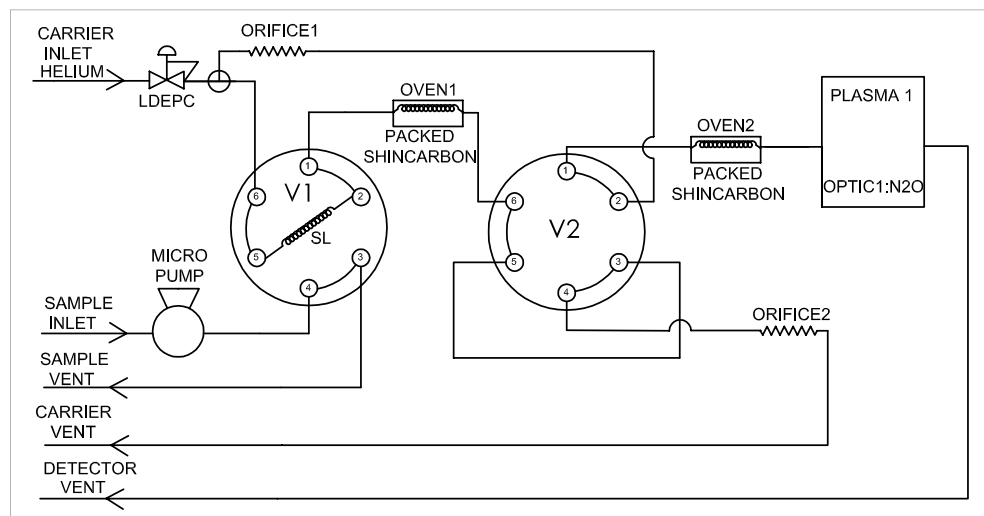
The MultiDetek-2 can be configured with different sampling mode to get the sample gas ready for analysis. The drawing of this application note shows the use of a micro pump that is mounted just before the sampling loop. The pump is fully controlled from the software interface and can be switched On/Off adequately for a specific period of time to allow proper sample gas quantity going to the sampling loop mounted on the diaphragm valve V1. This way, the loop is filled just before running an analysis. This technique allows to minimize the sample gas volume required for analysis since in many cases, the sample gas comes from bags, balloons, canisters or others. It is then critical to minimize the sample gas volume for every analysis.

An optional sample line purge system can also be added to the sampling mode of the MultiDetek-2. This system uses the carrier gas to purge the sample line prior to pump the sample gas from its source. This way, the sample flow path and sampling loop are totally purged with N<sub>2</sub>O free gas since the carrier gas used as purge gas comes from the heated LDetek, model LDP1000 getter that removes N<sub>2</sub>O down to 0.01ppb level.

The MultiDetek-2 can also have an injector system with septum for syringe injection mode. The system is directly mounted on the injection diaphragm valve V1.



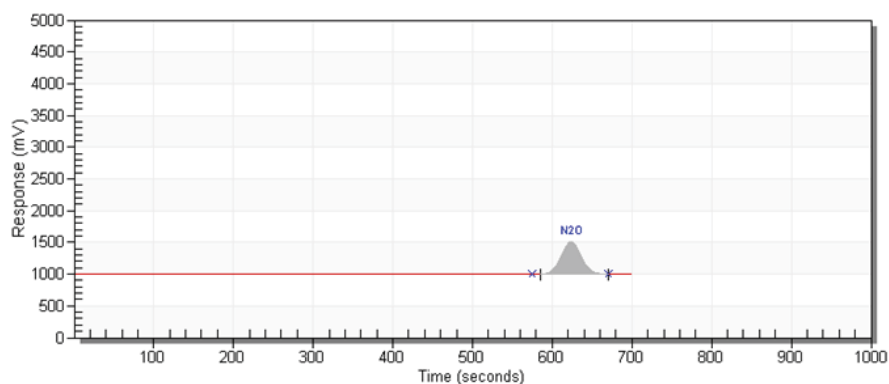
**MultiDetek-2 configuration diagram 1:** V1 position OFF: Filling sampling loop  
V2 position OFF: Catches N<sub>2</sub> peak from the first packed Shincarbon in oven #1 to the second packed Shincarbon in oven #2



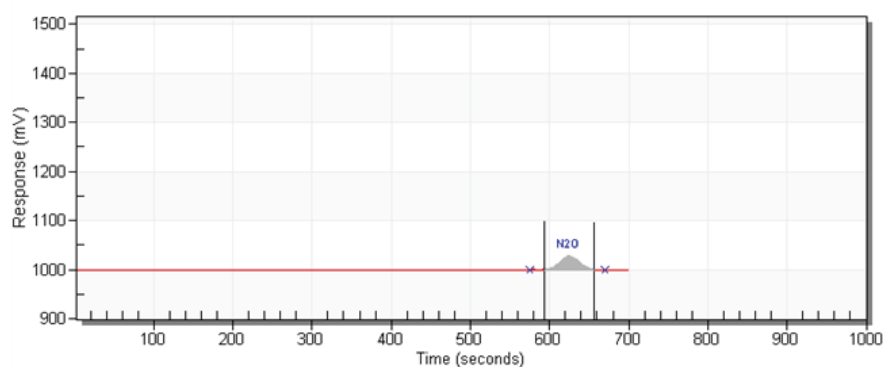
**MultiDetek-2 configuration diagram 2:** V1 position ON: Injecting sampling loop  
V2 position ON: Flushes to vent the interference gases (air, carbon dioxide, moisture and others) coming out from the first packed Shincarbon in oven #1

## RESULTS:

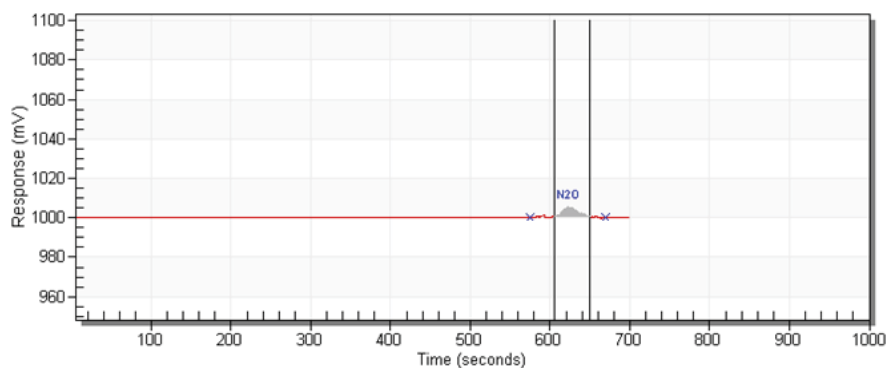
Low ppb Chromatogram examples



**Chromatogram 1:**  
140ppb N<sub>2</sub>O in air



**Chromatogram 2:**  
7ppb N<sub>2</sub>O in air



**Chromatogram 3:**  
1ppb N<sub>2</sub>O in air

LDL calculation:

COMPONENT	CONCENTRATION	PEAK HEIGHT	NOISE	LDL (3X NOISE)
N <sub>2</sub> O	1ppb	6 mV	0.2 mV	0.1 ppb

Note: other LDL could be obtained with different injection volume and chromatographic conditions

## CONCLUSION:

With its user-friendly interface and the simple configuration of this compact GC, the MultiDetek-2 is a perfect fit for this greenhouse application. The enhanced sensitivity and selectivity of the PlasmaDetek-E allow extreme low limits of detection. This new measurement technique combined with the integrated purged low volume sampling gas system brings this technology over the existing conventional measurement methods and systems.

# APPLICATION NOTE

# LD16-01



## Air analysis using the MultiDetek2 and PlasmaDetek2



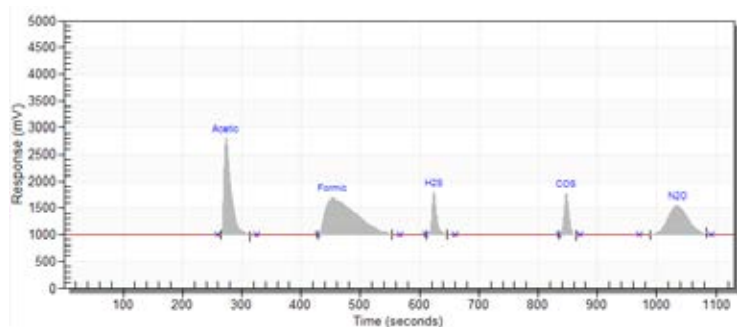
▲ MultiDetek2

▲ PlasmaDetek2

### LDETEK SOLUTION:

The air analysis for environmental applications is more and more required in different regions of the world. In this application note, the trace analysis of acids, sulfurs and nitrous oxide has been combined in one single compact instrument using one detection technology based on plasma emission (PlasmaDetek2). The MultiDetek2 compact GC has been configured with parallel channels to achieve the measurement at low ppb level for the different impurities. The sample collection can be performed with micro pump for ambient pressure application or bags, with a proportional micro valve for positive pressure application to control flow rate or with our auto injector headspace for vials. The MultiDetek2 was built using heated zones to avoid cold points between the columns and the plasma detector. The detector, valves, fittings and tubing are made of coated stainless steel to avoid surface adsorption. This ensures good sensitivity and repeatability measuring impurities.

### RESULTS:

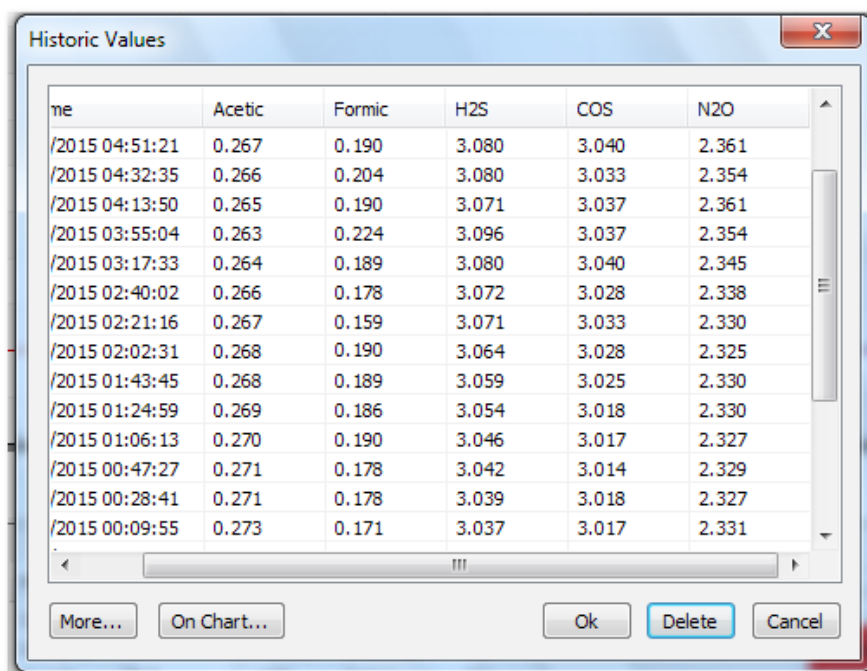


**Figure 1 :**  
Chromatogram of trace  
impurities in balance air

COMPONENT	CONCENTRATION	PEAK HEIGHT	NOISE	LDL (3X NOISE)
Acetic acid	0.27 ppm	2850 mV	36 mV	0.010 ppm
Formic acid	0.20 ppm	1785 mV	46 mV	0.015 ppm
H2S	3.00 ppm	1860 mV	1.6 mV	0.008 ppm
COS	3.00 ppm	1870 mV	1.9 mV	0.009 ppm
N2O	2.30 ppm	1595 mV	0.4 mV	0.001 ppm

Note: other LDL could be obtained with different injection volume and chromatographic conditions

**Figure 2 : LDL based on 3 times noise ratio**



Time	Acetic	Formic	H2S	COS	N2O
/2015 04:51:21	0.267	0.190	3.080	3.040	2.361
/2015 04:32:35	0.266	0.204	3.080	3.033	2.354
/2015 04:13:50	0.265	0.190	3.071	3.037	2.361
/2015 03:55:04	0.263	0.224	3.096	3.037	2.354
/2015 03:17:33	0.264	0.189	3.080	3.040	2.345
/2015 02:40:02	0.266	0.178	3.072	3.028	2.338
/2015 02:21:16	0.267	0.159	3.071	3.033	2.330
/2015 02:02:31	0.268	0.190	3.064	3.028	2.325
/2015 01:43:45	0.268	0.189	3.059	3.025	2.330
/2015 01:24:59	0.269	0.186	3.054	3.018	2.330
/2015 01:06:13	0.270	0.190	3.046	3.017	2.327
/2015 00:47:27	0.271	0.178	3.042	3.014	2.329
/2015 00:28:41	0.271	0.178	3.039	3.018	2.327
/2015 00:09:55	0.273	0.171	3.037	3.017	2.331

**Figure 3 :**  
Repeatability results

## CONCLUSION:

Using a solution combining the PlasmaDetek 2 and the MultiDetek 2 is the best way to achieve sensitivity, robustness and speed in an industrial or laboratory compact system for air analysis.

# APPLICATION NOTE

# LD16-13



## Measurement of Greenhouse gases GHG



Energy (fossil fuel) and agriculture required for human activities on Earth produce Greenhouse gases (GHG) such as Carbon Dioxide (CO<sub>2</sub>), Methane (CH<sub>4</sub>), Nitrous Oxide (N<sub>2</sub>O) and Fluorinated gases mainly Sulfur Hexafluoride (SF<sub>6</sub>). These gases tend to absorb infrared radiation emitted by the Earth surface resulting to reduce the atmospheric heat loss into space and keeping Earth warmer.

The source of every GHG type is associated to different sectors resulting of human activities:

**CO<sub>2</sub> → Fossil fuel, industrial processes, forestry, land use for agriculture**

**CH<sub>4</sub> → Agriculture, waste management, energy use, biomass burning**

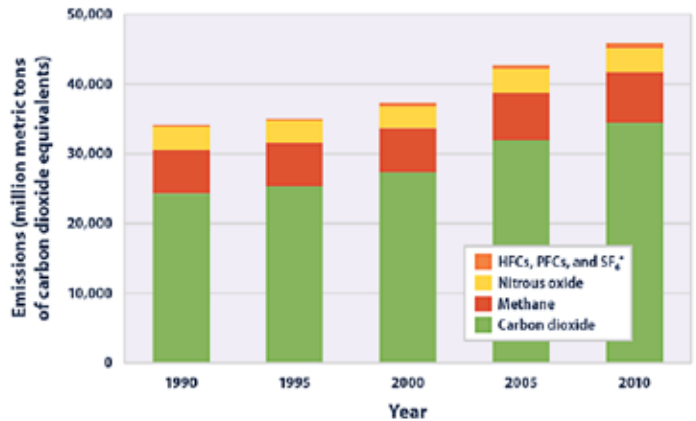
**N<sub>2</sub>O → Agriculture (such as fertilizer use) and biomass burning**

**F-gases (SF<sub>6</sub>) → Industrial processes and refrigeration**

For this reason, the Kyoto Protocol was established in 1997 by the industrialized countries with an objective to measure, control and decrease the GHG in order to reduce the continuous global warming.



Figures 1, 2 and 3 show some data that demonstrate the impact of human activities to increase the Greenhouse gases level worldwide.

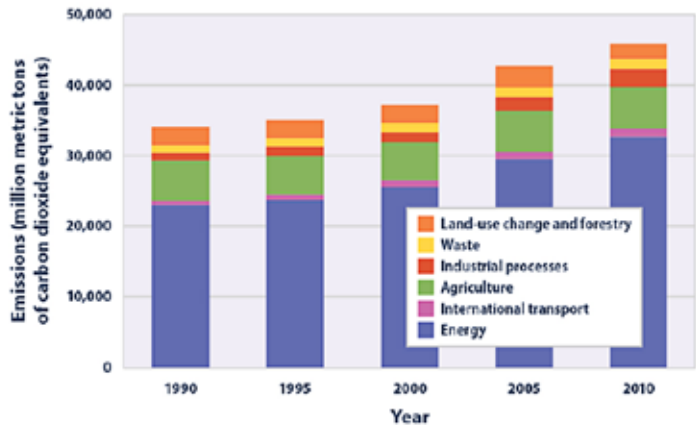


**Figure 1:**  
Global Greenhouse gas emissions by gas type,  
1990-2010

(Data sources WRI 2014, FAO 2014) <sup>1</sup>

This figure shows worldwide emissions of carbon dioxide, methane, nitrous oxide and several fluorinated gases from 1990 to 2010. For consistency, emissions are expressed in million metric tons of carbon dioxide equivalents. These totals include emissions and sinks due to land-use change and forestry.

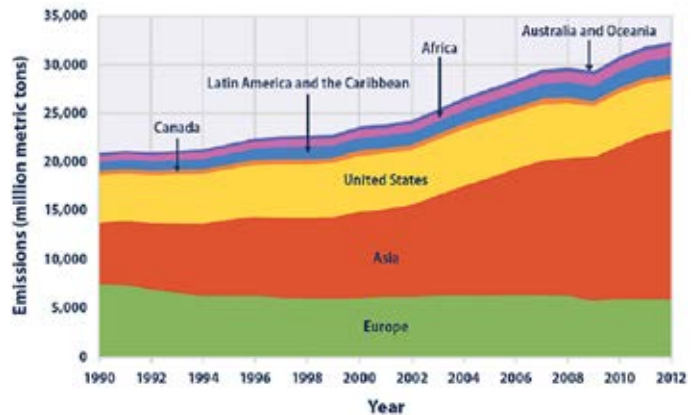
\*HFCs are hydro fluorocarbons, PFCs are per fluorocarbons and SF<sub>6</sub> is hexafluoride



**Figure 2:**  
Global Greenhouse gas emissions by sector,  
1990-2010

(Data sources WRI 2014, FAO 2014) <sup>1</sup>

This figure shows worldwide gas emissions by sector from 1990 to 2010.



**Figure 3:**  
Global Greenhouse gas emissions by regions,  
1990-2012

(Data sources WRI 2015) <sup>1</sup>

This figure shows carbon dioxide emissions from 1990 to 2012 for different regions of the world.

<sup>1</sup> Data and analysis come from the World Resources Institute's Climate Analysis Indicators Tool (CAIT), which compiles data from peer reviewed and internationally recognized greenhouse gas inventories developed by EPA and other government agencies worldwide.

The well known technique to measure and quantify the GHG is Gas Chromatography. It can determine the rate of emission or absorption. These rates are mainly measured using samples of soil, rice, maize or wheat from different areas. The measurement of ambient air is also used. The worldwide GHG can then be better measured and controlled to facilitate the proper actions to be taken to reduce the global warming.

## ALTERNATIVE SOLUTION USING GAS CHROMATOGRAPH

---

The use of multiple detectors in a gas chromatography system is generally necessary to cover the greenhouse application.

A FID detector and a methanizer system for detection of trace impurities of Methane (CH<sub>4</sub>) and Carbon Dioxide (CO<sub>2</sub>). Such detector requires Fuel (H<sub>2</sub>), Air and the carrier gas source to make it works.

An ECD detector to measure traces Nitrous Oxide (N<sub>2</sub>O) and Sulfur Hexafluoride (SF<sub>6</sub>). This type of detector is a source of radioactivity and results in complication for storage, handling and transport.

A TCD is also required for measuring high concentration Carbon Dioxide (CO<sub>2</sub>) when necessary.

It is then a solution combining multiple types of detection technology which makes the system more complex to operate and increases the operating cost.

## OUR SOLUTION

---

Using the PlasmaDetek2 (PED) plasma detector and the MultiDetek2 compact gas chromatograph, the analysis of the most critical trace impurities in air can be achieved in one unit with a single detection technology (PED).

By default, the configuration has 2 channels to cover the analysis of Methane, Carbon Dioxide, Nitrous Oxide and Sulfur Hexafluoride. If additional options for the analysis of other impurities like fluorinated gases (F-gases) are required, then an additional channel still using a Plasma Emission Detector can be added in the same instrument.

**Channel#1:** This channel measures 0-1000ppm Methane (CH<sub>4</sub>) and 0-5000ppm Carbon Dioxide (CO<sub>2</sub>) using the PlasmaDetek2 (PED). Other measuring ranges can be configured. The system is protected against moisture using a pre column in back flush to vent configuration.

**Channel#2:** 0-10ppm Sulfur Hexafluoride (SF<sub>6</sub>) and Nitrous Oxide (N<sub>2</sub>O) still uses the PlasmaDetek2 (PED). Other ranges are also possible. A pre column to protect the system against moisture is also used in this channel.

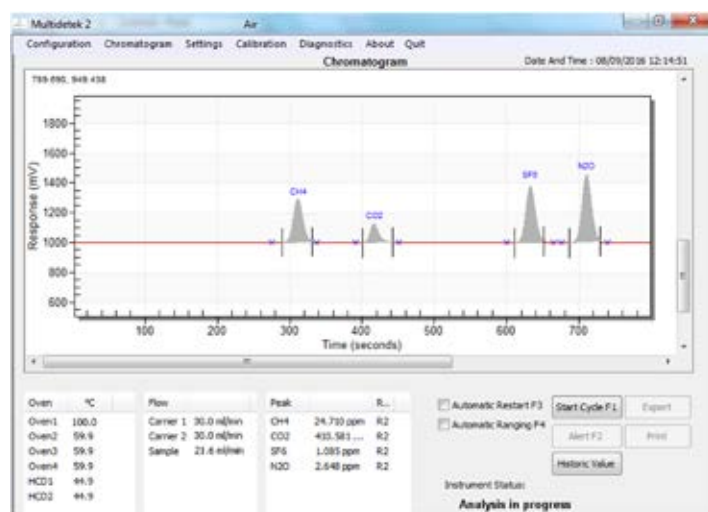
**Channel#3 (optional):** Analysis of other fluorinated gases (F-gases) that would still be using the PlasmaDetek2 (PED) as detector.

The sample preparation is managed by the HTA Headspace auto sampler system mounted on the MultiDetek2 GC. The auto sampler tray configuration can be for 14 or 42 vials having size range of 10ml or 20ml depending of the application requirements. The oven can accept 1 or 6 vials for heating and shaking in preparation of analysis. The auto sampler offers syringe auto cleaning and a purge routine in between each sample collection. The syringe volume can be 2.5ml or 5ml depending of the application.

The Headspace can be controlled from its keypad, touch screen interface or from the software environment installed on an external PC or in the integrated PC of the MultiDetek2.

The data management is done with the MultiDetek2 interface. The unit can be control locally from the MultiDetek2 touch screen interface or remotely using LAN connectivity.

## RESULTS



**Figure 1:**  
chromatogram of trace impurities in balance  
air coming from a certified gas bottle.

For this application, a measuring range of 0-1000ppm was required for the CH<sub>4</sub> with a LDL of 200ppb.

A measuring range of 0-5000ppm was required for the CO<sub>2</sub> with a LDL of 500ppb.

A measuring range of 10ppm was required for the SF<sub>6</sub> and N<sub>2</sub>O with a LDL of 20ppb.

The figure 2 shows a table where the LDL calculation was obtained with a noise/response ratio. It shows the system can achieve better specifications than what was required for the application. Lower detection limits can be obtained with the same system just by changing the injected sampling loop volume. An extended range with lower detection limit capabilities can be obtained with our optional multiple sampling loop injection system.

It becomes possible to measure ppt/ppb/high ppm with the same detector in the same instrument.

COMPONENT	CONCENTRATION	PEAK HEIGHT	NOISE	LDL (3X NOISE)
CH <sub>4</sub>	24.710 ppm	331 mV	0.4 mV	89.6 ppb
CO <sub>2</sub>	410.581 ppm	177 mV	0.06 mV	417.5 ppb
SF <sub>6</sub>	1.085 ppm	389 mV	1.6 mV	13.4 ppb
N <sub>2</sub> O	2.648 ppm	479 mV	0.9 mV	14.9 ppb

Note: other LDL could be obtained with different injection volume and chromatographic condition

**Figure 2**

## CONCLUSION

The combination of the PlasmaDetek2 (PED) detector with the MultiDetek2 compact gas chromatograph and the HTA Headspace auto sampler becomes an interesting reliable and robust solution for the laboratory requirements where Greenhouse (GHG) gases must be measured.





# 3.0 APPLICATION NOTE

## 3.2 INDUSTRIAL GAS



3.0 APPLICATION NOTES



# APPLICATION NOTE

# LD12-02



## Analysis of permanent gases and light hydrocarbons with the PlasmaDetek

The PlasmaDetek is ideal to measure permanent gases and light hydrocarbons in different matrices. Only one detector system is needed to accomplish this task. Such measurement is required in many different applications field: industrial, petrochemical, energy, environmental, etc. The sensitivity, the stability, the ease of start-up and installation make this system very attractive for any users.

### PLASMADETEK CONFIGURATION:

The PlasmaDetek is configured with two outputs signal to be able to detect all components. Both argon or helium carrier gas can be used.

- Output 1 : H<sub>2</sub>, C<sub>1</sub> to C<sub>4</sub>
- Output 2 : O<sub>2</sub>, N<sub>2</sub>, CO, CO<sub>2</sub>

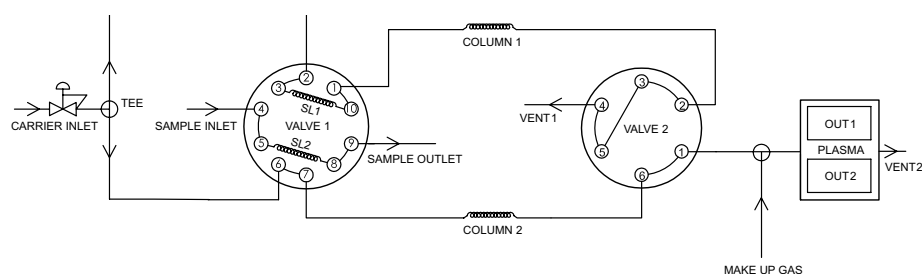
No need of fuel, air, doping gas, methanizer or other devices with the system. This is a stand-alone detector system that requires only carrier gas to make the measurement of each compound.



**Figure 1:**  
▲ PlasmaDetek detector

### CHROMATOGRAPHY CONFIGURATION:

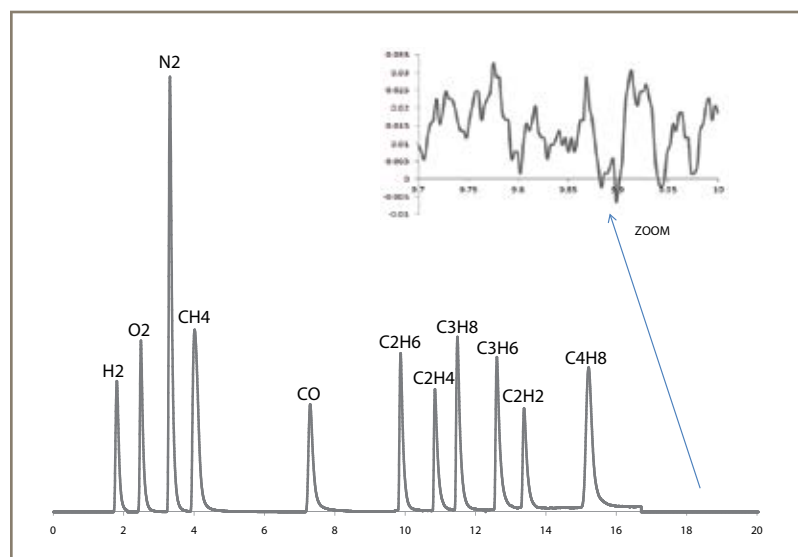
To make the measurement of all components described above, figure 2 describes an easy configuration. Only one 10 ports injection valve and one selection valve are used. One RT Molecular Sieve 5A 30m x 0.53mm(column 2) separates H<sub>2</sub>, O<sub>2</sub>, N<sub>2</sub>, CH<sub>4</sub>, CO before being measured by the detector. The other column, a RT Alumina Bond 30m x 0.53mm x 10mm(column 1), does the same for the CO<sub>2</sub> and C<sub>1</sub> to C<sub>4</sub>.



- 1 x 10 ports injection valve
- 1 x 6 ports valve for channel selection
- 1 x RT Alumina Bond 30m x 0.53mm x 10mm (column 1)
- 1 x RT Molecular Sieve 5A 30m x 0.53mm (column 2)
- Argon or helium carrier
- Carrier Flow : 4 cc/min
- Make-up : 60 cc/min
- Detector : PlasmaDetek two outputs

**Figure 2:** Plumbing configuration for H<sub>2</sub>,O<sub>2</sub>,N<sub>2</sub>,CO, C<sub>1</sub> to C<sub>4</sub> in Helium or Argon

## RESULTS AND PERFORMANCE:



**Figure 3** shows the chromatogram obtained from this configuration. The chromatograph uses output 1 to measure H<sub>2</sub> and the HC's and output 2 for the others.

**Figure 3:** 10ppm H<sub>2</sub> - O<sub>2</sub> - N<sub>2</sub> - CH<sub>4</sub> - CO - C<sub>2</sub>H<sub>6</sub> - C<sub>2</sub>H<sub>4</sub> - C<sub>3</sub>H<sub>8</sub> - C<sub>3</sub>H<sub>6</sub> - C<sub>2</sub>H<sub>2</sub> - C<sub>4</sub>H<sub>8</sub>

COMPONENT	CONCENTRATION	PEAK HEIGHT	NOISE	S/N	LOD (ppb) S/N = 3	LOQ (ppb) S/N = 5
H <sub>2</sub>	10 ppm	342 mV	0.039 mV	8769	3.4	5.7
O <sub>2</sub>	10 ppm	450 mV	0.039 mV	11538	2.6	4.3
N <sub>2</sub>	10 ppm	1142 mV	0.039 mV	29282	1.0	1.7
CH <sub>4</sub>	10 ppm	576 mV	0.039 mV	14769	2.5	4.1
CO	10 ppm	282 mV	0.039 mV	7230	4.1	6.9
C <sub>2</sub> H <sub>6</sub>	10 ppm	402 mV	0.039 mV	10307	2.9	4.9
C <sub>2</sub> H <sub>4</sub>	10 ppm	330 mV	0.039 mV	8461	3.6	5.9
C <sub>3</sub> H <sub>8</sub>	10 ppm	442 mV	0.039 mV	11333	2.6	4.4
C <sub>3</sub> H <sub>6</sub>	10 ppm	426 mV	0.039 mV	10923	2.7	4.6
C <sub>2</sub> H <sub>2</sub>	10 ppm	274 mV	0.039 mV	7025	4.3	7.1
C <sub>4</sub> H <sub>8</sub>	10 ppm	366 mV	0.039 mV	9384	6.4	5.4

**Figure 4:** LOQ and LOD calculation

**Figure 4** shows the performance of the PlasmaDetek for such components obtained with the configuration described above. Those results and performances depend on the chromatographic system and conditions of operation.

## CONCLUSION:

With the PlasmaDetek, we can measure permanent gases and C<sub>1</sub>-C<sub>4</sub> with only one detector. This is a very cost effective solution in terms of gas supply, plumbing configuration and time consuming. The performance is indisputable. Application in ppb is now easy to make with such configuration.

Selectivity on some impurities can also be configured in the PlasmaDetek to make Chromatography easier when working on different background or focus on some impurities. Heavier hydrocarbons can also be measured. Please contact LDetek for more information.

# APPLICATION NOTE

# LD12-03



## Analysis of argon in pure oxygen with the PlasmaDetek and ArgoTek

The complexity of measuring argon as impurity in chromatography comes from the fact that typical columns on the market do not separate argon and oxygen. Both elute at the same time making the analysis difficult in low concentration. There are typical techniques for this measurement:

- Using an oxygen trap which involves regeneration procedure with H<sub>2</sub> supply, maintenance, consumable and complex chromatography system.
- Cryogenic configuration where columns need to be used in cold environment which involves complex manipulation.
- Using an online oxygen analyzer in parallel and subtract the oxygen from the measurement of Ar+O<sub>2</sub>. But this requires a second analyzer and it is difficult to get an accurate measurement in low concentration.

But the combination of the PlasmaDetek and the ArgoTek column is the ideal solution to measure argon in ppt to %.

### PLASMADETEK CONFIGURATION:

The PlasmaDetek is configured with one output signal to be selective to argon. The detector system becomes more sensitive to argon than oxygen by at least a factor of 10.

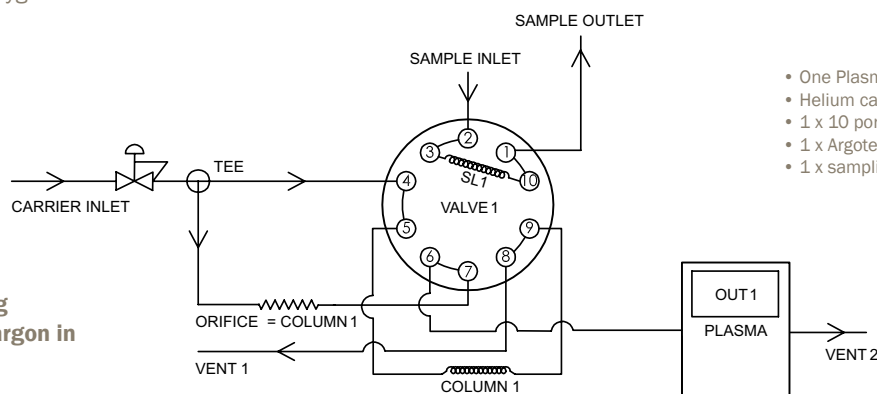
This is a stand-alone detector system that requires only helium carrier gas to make the measurement. No need of doping gas or other devices to make it selective to argon against oxygen.



▲ PlasmaDetek detector

### CHROMATOGRAPHY CONFIGURATION:

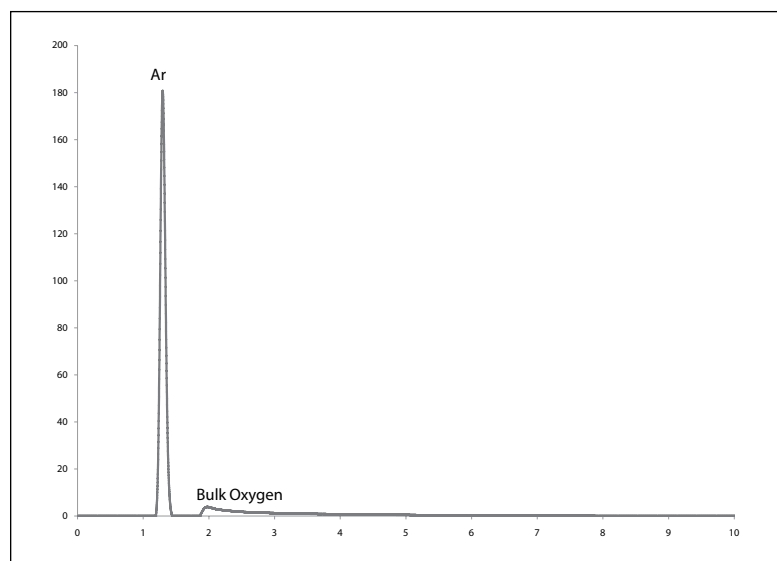
This measurement is done by using a simple backflush to vent configuration. The ArgoTek (column 1) is used to separate the argon from oxygen. The argon comes out first of the column and it is sent to the detector. When the argon is out of the ArgoTek, we simply flush outside the oxygen.



- One PlasmaDetek selective to Argon
- Helium carrier gas: 30cc/min
- 1 x 10 ports diaphragm valve
- 1 x ArgoTek column
- 1 x sampling loop: 20 µl

**Figure 1:** Plumbing configuration for argon in pure oxygen

## RESULTS AND PERFORMANCE:



**Figure 2** shows the chromatogram obtained from this configuration. The low concentration of argon impurity is easily separated from the oxygen bulk. But more importantly, the selectivity of argon with the detector, gives a better separation of the two compounds, which allows a faster recovery time.

**Figure 2: 1 ppm Argon in pure Oxygen**

COMPONENT	CONCENTRATION	PEAK HEIGHT	NOISE	S/N	LOD (ppb) S/N = 3	LOQ (ppb) S/N = 5
Ar	1 ppm	180 mV	0.039 mV	4615	0,65	1

**Figure 3: LOQ and LOD calculation**

**Figure 3** shows the performance of the system obtained with the configuration described above. This PlasmaDetek and ArgoTek combination gives ppt limit of detection with no oxygen interference. Higher concentration, up to %, can be also measured by simply changing the sample volume.

## CONCLUSION:

Using the Argotek and PlasmaDetek combination, it becomes very easy to measure this compound compared to other available technologies. This is a cost effective, maintenance free configuration and quick analysis technique avoiding consumables and regeneration procedures that will reduce complexity of the chromatography system.

# APPLICATION NOTE

# LD12-04



## Analysis of nitrogen in hydrogen and oxygen bulk with the PlasmaDetek

Measuring nitrogen as impurity in low concentration is not an easy task. It is mostly the case in hydrogen and oxygen background. Even if the chromatography system is quite efficient, the remaining bulk gas could influence the reading of nitrogen.

The PlasmaDetek, configured to be selective on nitrogen, brings very good result for this measurement. This document will demonstrate how this technology can help to make better analysis on nitrogen with any gas chromatograph system.

### PLASMADETEK CONFIGURATION:

The PlasmaDetek has the advantage that it can be configured to be more sensitive on some compounds than the others. This selectivity configuration helps the chromatography to be more effective and easier to setup.

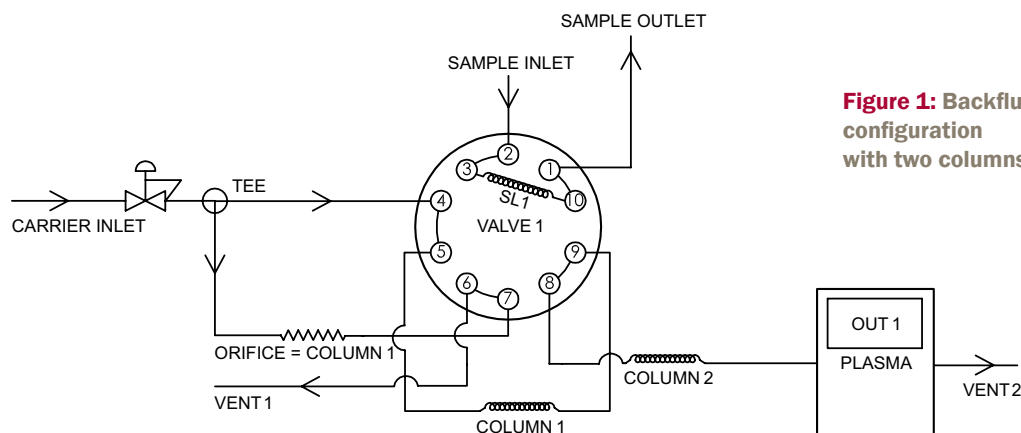
By using proper optical system, the detector becomes selective on nitrogen. No need of doping gas or other devices to make it selective. There is no other such detector on the market that will give this nitrogen selectivity.



▲ PlasmaDetek detector

### CHROMATOGRAPHY CONFIGURATION:

A simple backflush configuration is used to make the measurement of  $N_2$  in  $H_2$  or  $O_2$ . Column 1 will initiate a separation of  $H_2$  or  $O_2$  from  $N_2$  and bulk gas will be vented out as much as possible. Before  $N_2$  goes out, the flow is directed to column 2. Both carrier gases can be used: argon or helium.

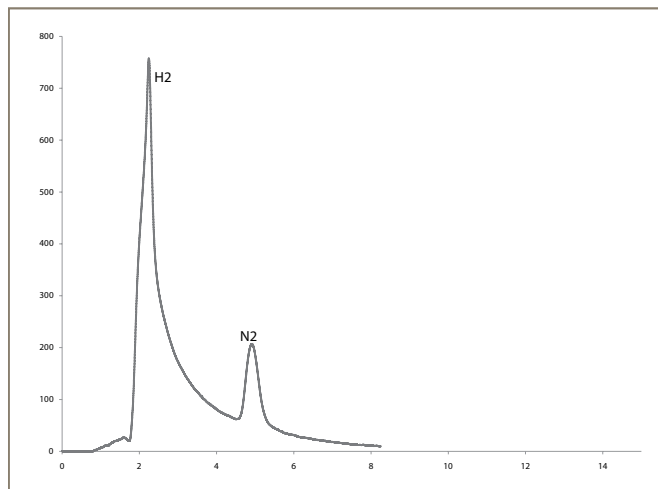


**Figure 1:** Backflush configuration with two columns

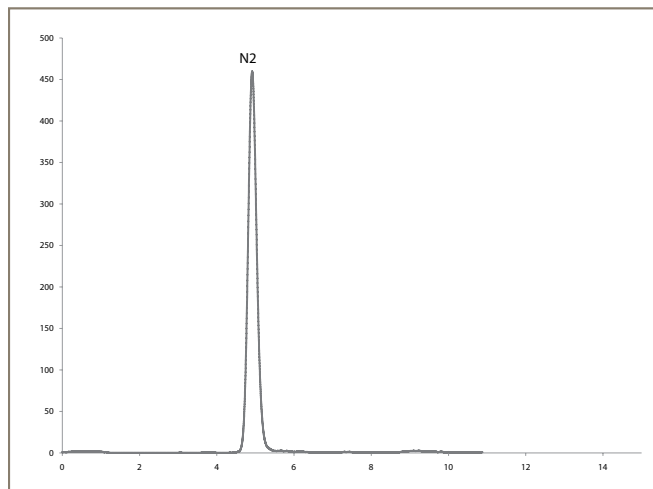


## RESULTS AND PERFORMANCE:

Using a 5 ppm standard nitrogen in bulk hydrogen as sample, two chromatograms were generated with the chromatography configuration described above with a helium carrier. **Figure 2** is using a non-selective detector and **figure 3** the PlasmaDetek N<sub>2</sub> selective configuration. As it is clearly shown, the selectivity from the PlasmaDetek is improving the chromatogram. Almost no hydrogen is seen by the detector.

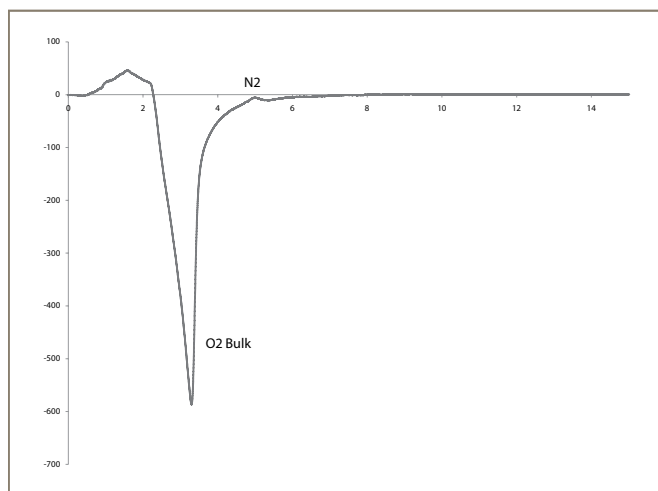


**Figure 2:** 5 ppm N<sub>2</sub> in H<sub>2</sub> with non-selective detector system

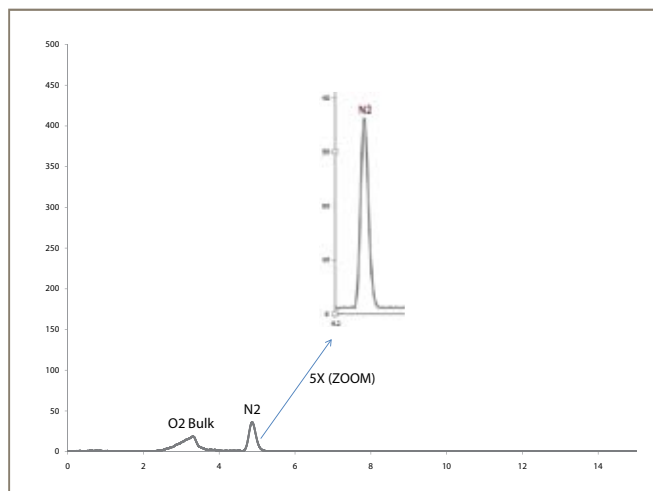


**Figure 3:** 5 ppm N<sub>2</sub> in H<sub>2</sub> with PlasmaDetek N<sub>2</sub> selective system

Same procedure was done with a standard of 420 ppb nitrogen in oxygen in similar backflush configuration with helium carrier. **Figure 4** and **figure 5** show the comparison with a non-selective detector and the PlasmaDetek N<sub>2</sub> selective configuration. It is also obvious in this case that selectivity helps to have better results and less drifting problem for the peak from remaining bulk.




**Figure 4:** 420 ppb N<sub>2</sub> in O<sub>2</sub> with non-selective detector system



**Figure 5:** 420 ppb N<sub>2</sub> in O<sub>2</sub> with PlasmaDetek N<sub>2</sub> selective system

Having 79% of nitrogen in air, It is important to ensure that the chromatographic system is leak free. Low concentration nitrogen requires good hardware components to avoid any inboard and outboard leakages. It is even more the case, when measuring in pure H<sub>2</sub> or O<sub>2</sub>.



**Figure 7: LDP1000 noble gas purifier**

Good quality carrier gas is also mandatory to get analysis in low concentration. With its unique specific design, the LDP1000 noble gas purifier is a cost effective device for any gas chromatograph. It eliminates any contamination problems coming from the gas source.



**Figure 6: High performance diaphragm valve**

In **figure 8**, we have evaluated the performance of both analysis. With the fact that the PlasmaDetek has a very low noise and a good response on the nitrogen, low concentration can be measured. LOD and LOQ can vary depending on sample volume or condition of operation. < 1 ppb LOD can also be obtained by optimizing the system.

COMPONENT	CONCENTRATION	PEAK HEIGHT	NOISE	S/N	LOD (ppb) S/N = 3	LOQ (ppb) S/N = 5
N <sub>2</sub> in H <sub>2</sub>	5 ppm	455 mV	0.038 mV	11973	1,25	2,1
N <sub>2</sub> in O <sub>2</sub>	0.42 ppm	38 mV	0.038 mV	1000	1,26	2,1

**Figure 8: LOQ and LOD calculation**

## CONCLUSION:

This is the ideal configuration to measure nitrogen in different matrices. By having such selectivity, you can reduce analysis time and make fast chromatography. In some cases, consumables such as traps can be avoided. It becomes a cost effective solution, maintenance free system and can give better limit of detection by reducing residual background effect.

The PlasmaDetek can also be configured with multiple selective outputs to allow measurements of different compounds. Please contact LDetek for more information.

# APPLICATION NOTE

# LD12-06



## Increasing argon production with the MultiDetek

Air is composed of nitrogen (78.09%), oxygen (20.94%) and argon (0.934%). To produce pure argon, distillation process separates the air constituent by the use of distillation columns. Such installation on an air separation plant is used for many years.

This separation process is based on vapor pressure of each component. Argon is taken from a low pressure column and introduced in a second column called crude argon. Since argon vapor pressure is close to oxygen, and also between nitrogen and oxygen, its extraction is between those two other components in the low pressure column before being introduced in the second column.

However, the level of nitrogen can be problematic when introducing the extracted gas to the crude argon column. Introducing high volume of nitrogen in the crude argon column will make it stop working. Dumping phenomenon can also arise from the crude argon column.

The extraction of argon in the low pressure column is critical, the goal is to get as much as possible argon and reduce the nitrogen level. Figure 1 shows the vapor pressure of each compound in such column. The maximum level of argon has too much nitrogen. A compromise between argon and nitrogen level must be done.

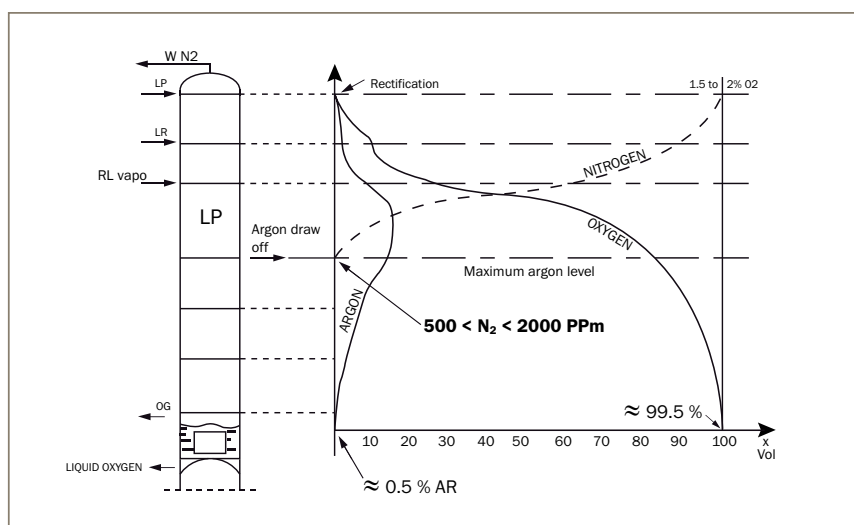


Figure 1

Most of the plants will then take argon at a point where it is safe to keep nitrogen level low. Nitrogen is lower, but argon as well. Oxygen is then relatively high in the crude argon column.

Typical analytical tools are the oxygen and argon measurement. Nitrogen can be approximated and you keep the introduction of nitrogen at minimal level.

Such analysis method gives a safe system, but not optimal argon production can be achieved.

## WHAT CAN BE DONE ?

By using proper analytical tool to measure nitrogen level in the low pressure column, the plant can reach the maximum level of argon extraction with the acceptable nitrogen in the crude argon column. The LDetek's MultiDetek is the ideal tool to measure nitrogen in oxygen/argon mixture. By measuring continuously nitrogen in such mixture, optimal argon production can be achieved.

In some cases, increase of 5% argon can be achieved just by measuring nitrogen level accurately.

The MultiDetek can be interfaced with any acquisition system on ASU. Analog signal or digital signal can be provided. Ethernet connection is also available.

Such analyzer is easy to operate with its user friendly interface and can operate 24/24 to ensure extraction is well tuned up.

Such MultiDetek is using the PlasmaDetek technology with nitrogen selectivity. This avoids any oxygen trap consumable.



▲ MultiDetek



PlasmaDetek detector ▲

## CONCLUSION:

The pay back of such analytical tool is fast. It will operate for many years and gives optimal efficiency of any argon production plant. The combination of MultiDetek platform with the PlasmaDetek technology is a reliable, efficient and accurate system that any plant is looking for.

# APPLICATION NOTE

# LD12-07



## Analysis of Neon-Hydrogen-Argon-Krypton-Nitrogen with the PlasmaDetek & the HSR-Etek column

The analysis of Neon, Hydrogen, Argon, Krypton and Nitrogen by chromatography has always been problematic. The bad separation and the poor sensitivity for the analysis of these impurities are the reasons that make it complicated to realize. Even with the use of capillary columns, cryogenic system and/or hydrogen trapping system, the analysis of low ppb of these impurities cannot be performed in one run. Furthermore, the detectors available in the industry have some sensitivity limitation. It is then very difficult to measure low ppb for the mentioned impurities especially for Neon with the existing technologies.

LDetek has then developed a method for the analysis of Neon, Hydrogen, Argon, Krypton and Nitrogen. Using the PlasmaDetek system and the HSR-Etek column, the low ppb analysis without any interference can be successfully realized using a simple injection.

### PLASMADETEK SYSTEM:

The PlasmaDetek can be configured in a non selective or in a selective mode depending of the lowest detection limit requested and the interference gases. Using its selective mode, the response ratio between the analyte of interest and the interference gases will be increased. The detector can then be very sensitive to the Neon, Hydrogen, Argon, Krypton and Nitrogen without being affected by background gases or interference gases.



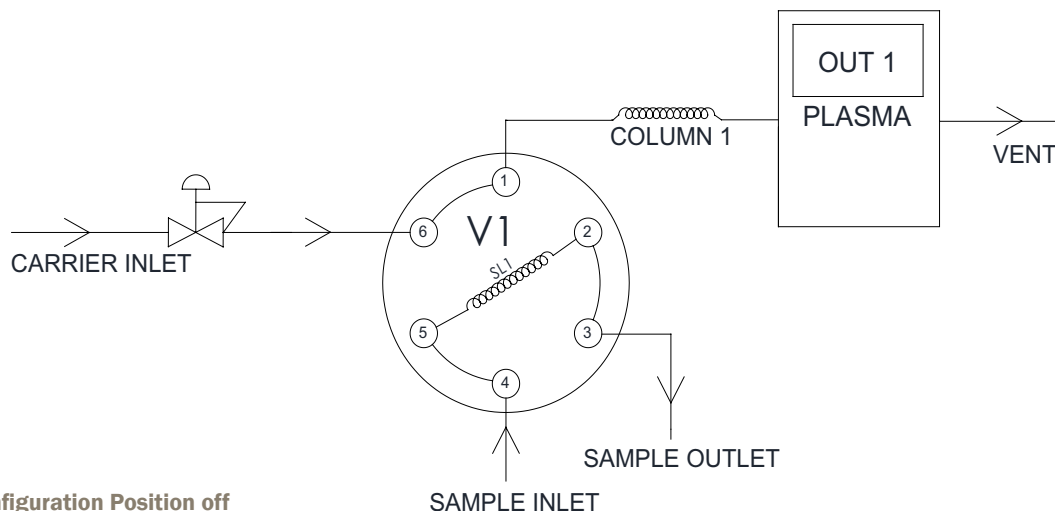
Figure 1: PlasmaDetek detector

This is a stand-alone detector system that requires only helium or argon carrier gas to make the measurement. No need of doping gas or other devices. By using argon as carrier gas, the analysis of neon and argon cannot be realized.



## CHROMATOGRAPHY CONFIGURATION:

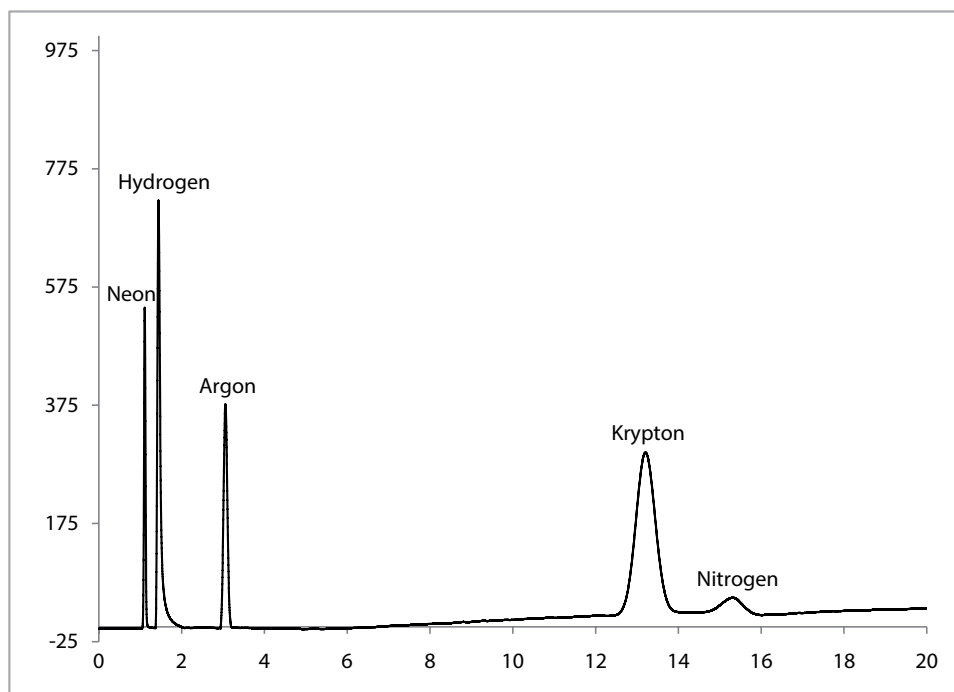
This measurement is done by using a simple injection (see figure 2). The sample is injected through the HSR-Etek column and then goes directly to the PlasmaDetek inlet port. The carrier flow rate must be regulated at 30sccm and maintained stable. The column temperature must operate at 45Celsius until minute 4. The column temperature is then ramped up to 90Celsius at 10Celsius/minute. Using the temperature ramping mode, the analysis of Krypton and Nitrogen can be included in less than 16 minutes.



**Figure 2:** Configuration Position off

## RESULTS AND PERFORMANCE:

Figure 3 shows the chromatogram obtained from this configuration.



**Figure 3:** Mixture 4ppm Neon, 5ppm Hydrogen, 1ppm Argon, 4ppm Krypton, 0.5ppm Nitrogen in balance Helium

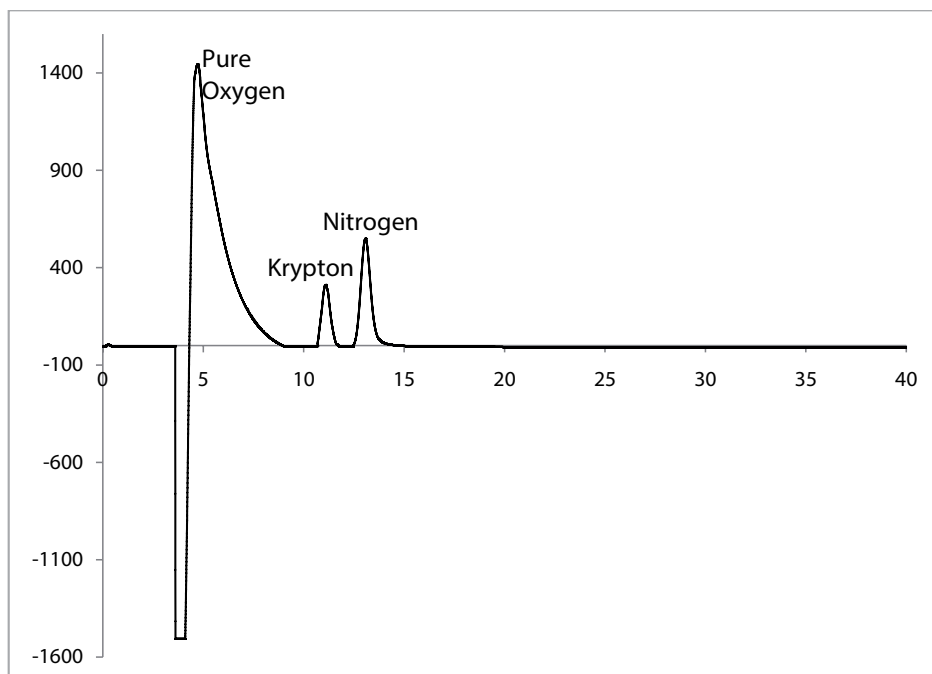
Figure 4 shows the performance of the system obtained with the configuration described above. The PlasmaDetek and HSR-Etek combination gives the possibility to achieve low ppb limit of detection with good resolution for Neon/Hydrogen, Argon/Oxygen and Krypton/Nitrogen using a simple injection. Higher concentration, up to %, can be also measured with the same system.

COMPONENT	CONCENTRATION	PEAK HEIGHT	NOISE	S/N	LOD (ppb) S/N = 3	LOQ (ppb) S/N = 5
Neon	4 ppm	562 mV	0.049 mV	11469	1.04	1.74
Hydrogen	5 ppm	756 mV	0.049 mV	15428	0.97	1.62
Argon	1 ppm	381 mV	0.049 mV	7775	0.39	0.64
Krypton	4 ppm	341 mV	0.049 mV	6959	1.72	2.87
Nitrogen	0.5 ppm	38 mV	0.022 mV	1727	0.86	1.45

**Figure 4: LOQ and LOD calculation**

## PLASMADETEK SELECTIVITY:

Using its selectivity, the PlasmaDetek gives the advantage of being very sensitive to desired impurities only. See below an example of analysis of 2ppm Krypton and 4ppm Nitrogen in a balance of Oxygen using HSR-Etek column.



**Figure 5: Mixture 2ppm Krypton, 4ppm Nitrogen in balance Oxygen**

## CONCLUSION:

Using the combination of the PlasmaDetek and the HSR-Etek column, the analysis of Neon, Hydrogen, Argon, Krypton and Nitrogen becomes an easy task. A simple injection through the HSR-Etek column and to the PlasmaDetek allow to measure ppb, ppm or percentage level of the mentioned compounds. This is a cost effective, maintenance free system and quick analysis technique avoiding consumables and regeneration procedures that will reduce complexity of the chromatography system.

# APPLICATION NOTE

# LD12-09

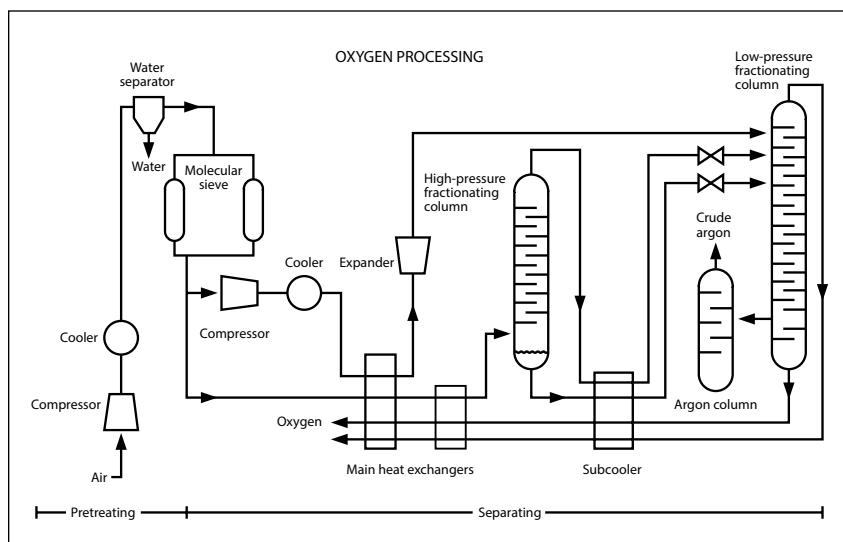


## Hydrocarbons measurement for Oxygen production using PlasmaDetek & Multidetek-2



Oxygen is one of the basic chemical elements. In its most common form, oxygen is a colorless gas found in air. It is one of the life-sustaining elements on Earth and is needed by all animals. Oxygen is also used in many industrial, commercial, medical, and scientific applications. It is used in blast furnaces to make steel, and is an important component in the production of many synthetic chemicals, including ammonia, alcohols, and various plastics. Oxygen and acetylene are combusted together to provide the very high temperatures needed for welding and metal cutting.

The most common commercial method for producing oxygen is the separation of air using either a cryogenic distillation process or a vacuum swing adsorption process. Nitrogen and argon are also produced by separating them from air. The figure 1 represents a common cryogenic distillation process for producing oxygen.



**Figure 1: Diagram of a cryogenic distillation process**

Because this process utilizes an extremely cold cryogenic section to separate the air, all impurities that might solidify—such as water vapor, carbon dioxide, and certain heavy hydrocarbons—must first be removed to prevent them from freezing and plugging the cryogenic piping what could result to an hazardous situation. The removal of hydrocarbons is also very important to avoid any problem in the subsequent air distillation that could lead to explosion.

Then, the operation of cryogenic distillation air separation units must be monitored by automatic analytical instruments. As a result, their output is consistent in quality and ensures safety of the site. Periodic sampling and analysis of the final product ensures that the standards of purity are being met. A good analytical instrument is then necessary to monitor the various sampling points of the air separation unit.

## LDETEK SOLUTION:

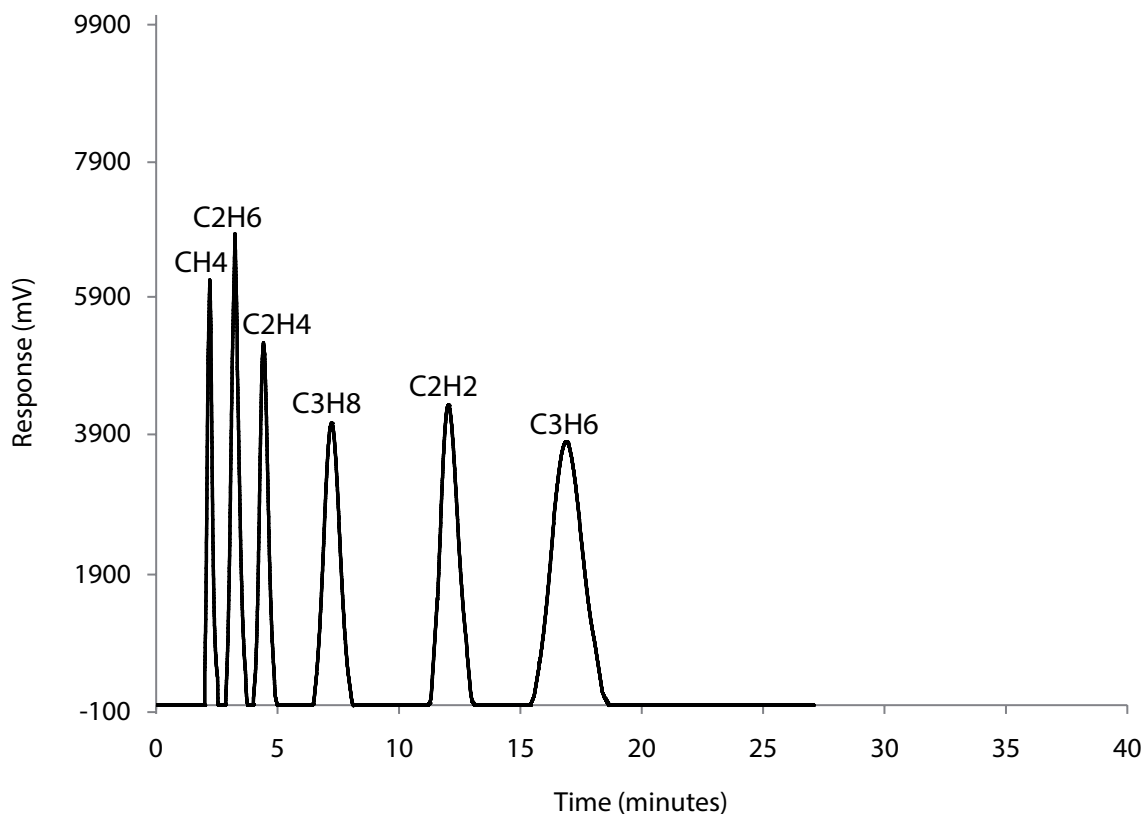
With its integrated plasma technology, The LDetek's Multidetek-2 becomes the ideal tool to measure the purity of the oxygen. Its capability to monitor the hydrocarbons level from ppb level up to high ppm level using its plasma detector gives the ideal alternative to the standard use of a FID detector. With the use of the plasma for monitoring the hydrocarbons, there is no more need of using Fuel/Air mixture additionally to the carrier gas. The Multidetek-2 and its plasma only require argon carrier gas. It is then a big advantage since there is no handling and storage of hydrogen anymore on site. Moreover, the use of argon as carrier gas is also a great benefit because the argon is low cost and is already produced and available on any air separation plant.

The use of the Multidetek-2 for monitoring hydrocarbons level in oxygen production is also the ideal tool for a safety point of view. It is critical to have a reliable unit able to monitor 24/7 basis the level of hc's in oxygen on ASU. Being very sensitive to hydrocarbons, including C<sub>2</sub>H<sub>2</sub> which is the most critical component, the Multidetek-2 becomes the best tool to use.

The Multidetek-2 unit can have multiple configurations to allow the measurement of different sampling points of the air separation unit. The monitoring of quality control at the end of oxygen production process can then be easily realized with a configuration allowing low ppb detection. This will ensure an accurate reading necessary for producing high quality grade oxygen. Using the same unit, a higher scale configured for high ppm measurement necessary to monitor the different sampling points of the crude material is also integrated in the unit.

An analysis example of hydrocarbons measurement in pure oxygen appears on the figure 2.

The Multidetek-2 can be interfaced with any acquisition system on ASU. Analog signal or digital signal can be provided. Ethernet connection is also available for remote control. Such analyzer is easy to operate with its user friendly interface and can operate 24/24 to ensure good oxygen production. For this application, such Multidetek-2 is using the PlasmaDetek technology with its hydrocarbons selective detector. This avoids any consumable.



**Figure 2:** Chromatogram of hydrocarbons in pure oxygen using PlasmaDetek and Multidetek-2

### MORE POSSIBILITIES:

A good return on investment can be also realized by configuring the same instrument for more components:

The analysis of CO<sub>2</sub> and any other permanent gases or sulfurs impurities can be added to the same instrument. Even more, the Multidetek-2 also offers the possibility to have multiple background gas configurations. The analysis of argon and nitrogen purity can then be added to the same unit.

One more time, with the simple use of argon as carrier gas and its integrated plasma, the Multidetek-2 can handle multiple measurements in multiple background gases.

### CONCLUSION:

The pay back of such analytical tool is fast. It requires only argon as carrier gas which is available at low cost on any air separation plant. There is no more need of handling and storing hydrogen what is usually more expensive due to the need of safety sensors and procedures on site. The PlasmaDetek use in the Multidetek-2 is maintenance free and is a clean detector. It requires no cleaning procedure. The Multidetek-2 will operate for many years and gives optimal efficiency of any oxygen production plant.

The combination of Multidetek-2 platform with the PlasmaDetek technology is a reliable, efficient and accurate system that any plant is looking for.

# APPLICATION NOTE

# LD13-01



## Analysis of UHP Hydrogen production using Plasmadetek-2 & compact GC Multidetek-2



◀ PlasmaDetek2



▲ MultiDetek2

The high purity hydrogen production demand is rising quickly and the need of measuring low ppb trace in a quick analysis run is then required. Most of the GC technologies available on the market use the same methods for years which required quite complex systems. Those systems require the use of different detectors to cover the application and a complex chromatograph configuration what make the price of such system increasing. The complexity of the chromatograph operations, the long analysis time and the limitations to achieve low ppb measurement are often faced.

### LDETEK SOLUTION:

With its integrated plasma technology, The MultiDetek-2 from LDetek becomes the ideal tool to measure the hydrogen purity. Its capability to monitor the permanent gases and hydrocarbons from ppb level up to high ppm level using only one plasma detector gives the ideal solution. In comparison to the existing method, the PlasmaDetek-2 gives the advantage of being selective to the desired impurities and then block the interference coming from the matrix gas. In the case of UHP hydrogen production, measuring low ppb traces of O<sub>2</sub> and N<sub>2</sub> is complex since their elution time is very close to the hydrogen matrix.

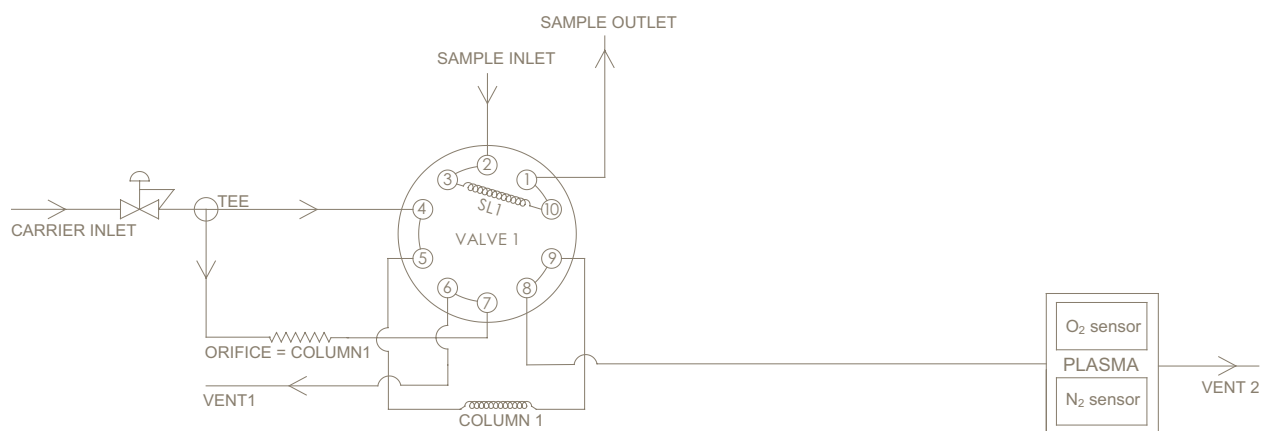
Then, to allow the analysis of O<sub>2</sub> and N<sub>2</sub>, relatively long molecular sieve columns are required in combination with multiple valves for flushing out the hydrogen gas. In some cases, a hydrogen trapping module may be necessary. It then increases the cost of the system and extends the analysis time. Peaks shape can be also affected with the use of longer columns.



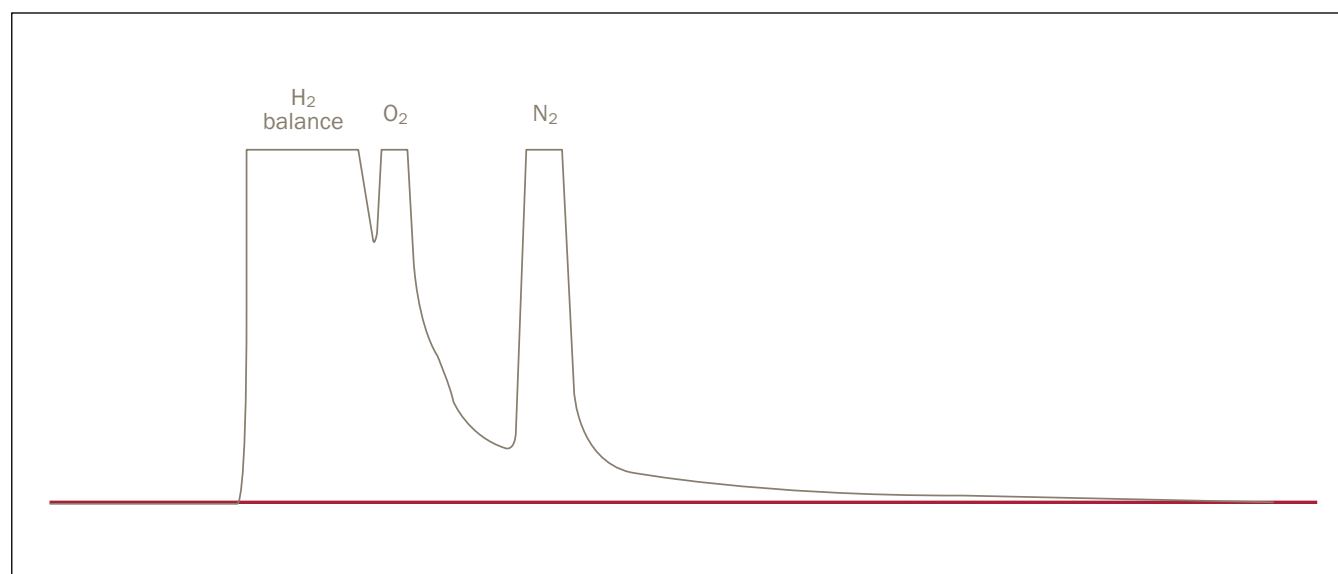
With the PlasmaDetek-2, a simple system having one valve and one Molecular Sieve column is required. The detector is configured with two sensors to measure O<sub>2</sub> and N<sub>2</sub> respectively in selective mode. Refer to Figure 1 for the configuration drawing. Going this way, the analysis time can be reduced, the sensitivity increased and it gives an easy to use system with no consumable or maintenance required.

An analysis example of impurities O<sub>2</sub> & N<sub>2</sub> in a hydrogen sample, using a standard ionization detector in combination with the same configuration that appears on Figure 1, has been used to generate the chromatogram that appears on Figure 2. We can clearly see the interference of the hydrogen over the traces O<sub>2</sub> and N<sub>2</sub>. The hydrogen matrix interference overlapping the traces O<sub>2</sub>-N<sub>2</sub> will be amplified when going lower at low ppb level and it will become not possible to measure the impurities without using another techniques requiring more long columns, additional valves and H<sub>2</sub> trap.

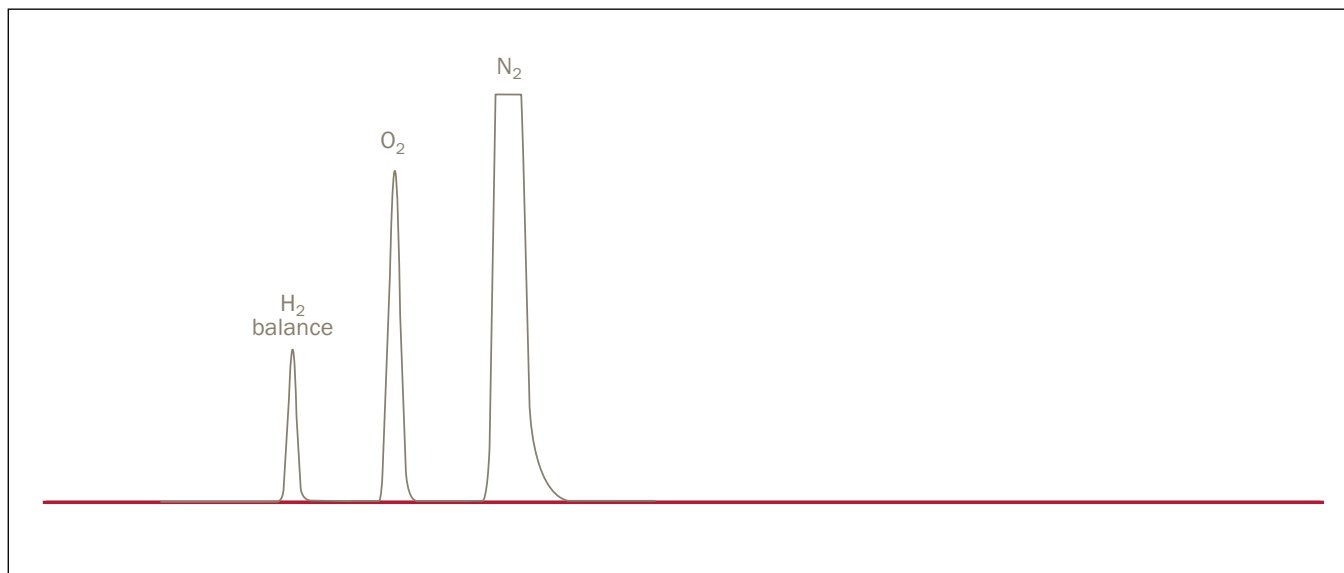
At the opposite, on Figure 3 appears a chromatogram of traces O<sub>2</sub> and N<sub>2</sub> with the use of the PlasmaDetek-2 using its selective mode. It is clearly demonstrated that the selectivity gives an important benefit that makes such type of analysis possible with a simplified chromatography method demonstrated on Figure 1.



**Figure 1:** Configuration used for measuring traces O<sub>2</sub> - N<sub>2</sub> in matrix hydrogen. (One additional non selective sensor can be added to the same plasma for measuring traces CH<sub>4</sub> - CO with the same channel.)



**Figure 2:** Chromatogram of traces O<sub>2</sub> - N<sub>2</sub> in a hydrogen matrix using a conventional non selective ionization detector.



**Figure 3:** Chromatogram of traces  $O_2$  -  $N_2$  in a hydrogen matrix using PlasmaDetek-2 in a selective mode.

## ARGON AS CARRIER GAS:

Since the PlasmaDetek-2 can be used with argon as carrier gas, you get some more advantages over conventional ionization detector.

Operation cost of the system is reduced compared to system that requires helium. With the helium shortage worldwide and its price increasing constantly, the use of argon becomes the best alternative to keep same sensitivity level.

Furthermore, in the case when argon as impurity is not required, the use of argon as carrier gas simplifies the chromatography. With conventional ionization detector using helium, the Ar will interfere with  $O_2$  measurement. If Ar measurement is needed, the PlasmaDetek-2 can also be used and configured accordingly to get Ar and  $O_2$  separately (see application note LD12-3).

## COMPLETE SOLUTION:

Using the PlasmaDetek-2 as detector and the MultiDetek-2 as compact GC platform, the same instrument can be used to measure additional components in hydrogen matrix.

The analysis of traces Ar-Ne- $CH_4$ -CO- $CO_2$  and hydrocarbons can be added to the same instrument just by configuring additional channels to the compact GC MultiDetek-2. Some other sensors can be added to the same plasma for the added impurities. No needs of additional detectors like FID or consumables are required.

## CONCLUSION:

The pay back of such analytical tool is fast. It requires only argon as carrier gas which is available at low cost on any air separation plant. The PlasmaDetek-2 used in the MultiDetek-2 is maintenance free and is a clean detector. It requires no cleaning procedure. The compact GC MultiDetek-2 will operate for many years and gives optimal efficiency of any hydrogen production plant.

The combination of MultiDetek-2 compact GC with the PlasmaDetek-2 technology is a reliable, efficient and accurate system that any plant is looking for.

# APPLICATION NOTE

# LD13-02



## Measurement of nitrogen in a mixture of Argon/Oxygen (crude argon) online with the LD8000-Crude



▲ LD8000

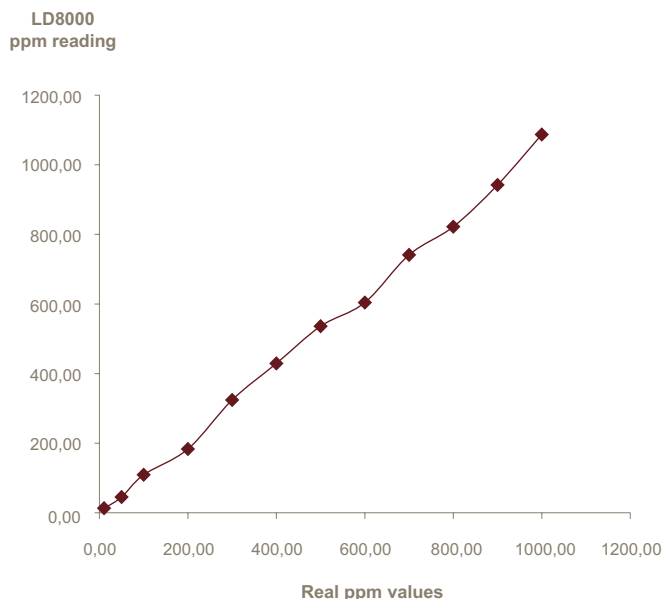
The measurement online of nitrogen in UHP argon is widely used and the LD8000 is now a reference in such measurement. However when measuring crude argon with a few % of oxygen, the conventional online instruments are not suitable anymore. Such crude liquid argon (also called CLAR) needs to be analyzed in many cases to be sure the level of nitrogen is within the specification either as a final product for steelmaking or welding applications or before being purified to produce UHP argon. Good analytical tool is then required to have a good process control. The use of Gas Chromatograph (GC) has been widely used to measure this nitrogen level. Even if GC is giving good and accurate results, the analysis time is quite long. In many cases the response time is too long to take proper action if the nitrogen goes too high in concentration. A few minutes are required to get the analysis results and this delay can bring a lot of problems to the plant if it increases suddenly.

The need of having an online instrument with a few second response time has been desired for a long time. The LD8000-Crude can now achieve this task and give a better process control for any plant or application that needs to measure N<sub>2</sub> in the Crude Argon having up to 5% oxygen.

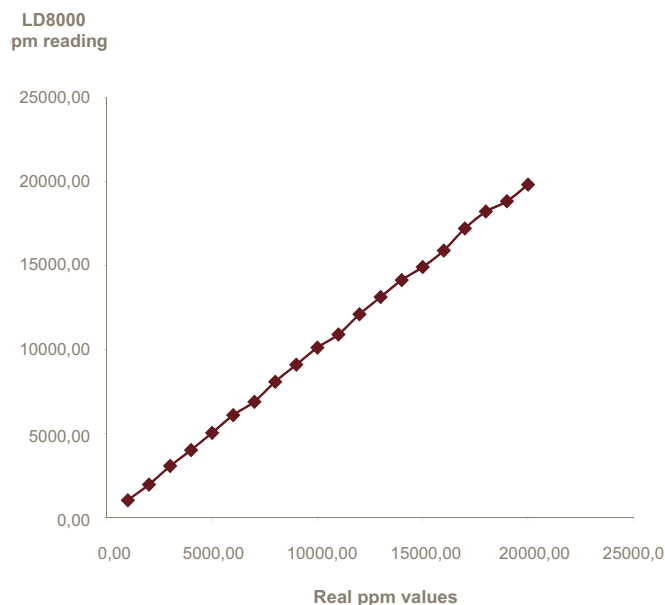
### DESIGN:

The LD8000-Crude is still using the unique PlasmaDetek technology, but incorporated in a special design, it makes possible to have this plasma emission detector (PED) working with up to 5% oxygen. Common PED cannot create a stable plasma with oxygen. The interference and instability of the plasma is a big challenge. But LDetek has developed a method and a design to have such argon micro-plasma being able to measure from ppb to % of nitrogen with up to 5% oxygen.

A specific algorithm has been developed and implemented in the microcontroller unit giving a linear and accurate measurement of nitrogen.



**Figure 1 : LD8000 Crude linearity 0-1000 ppm**



**Figure 2 : LD8000 Crude linearity 0-20000 ppm**

With the 3U cabinet, this instrument can fit in any rackmount cabinet or plant installation. No need of carrier gas and external consumable parts like purifier or oxygen scrubber. Only sample is needed to provide this quick measurement.

The micro controller unit inside combined with the LCD display provide a user friendly interface easy to operate. But it also gives all features that such instrument needs on a plant (dry contact relay for range ID, status contact for error monitoring, 4-20 mA output for value reading, auto-resolve alarms system, etc).

## RESPONSE TIME:

The response time for such application is critical. The use of a gas chromatograph has been widely used and it gives good results, however the analysis time can be as high as 5-6 minutes. It is very important, in most of such applications, to have a quick response time to act quickly on the process when the level of nitrogen goes too high.

Using the LD8000-Crude, you get a response time of a few seconds ( $T_{90} < 20$  sec) with a measurement of a few ppm. With the 4-20mA output signal, the process plant can track the level of nitrogen continuously. If serial communication is required, this instrument can send and be controlled by such communication port.

## HIGHER OXYGEN CONTENT:

For measurement of N<sub>2</sub> in Crude Argon containing more than 5% Oxygen level, the LD8000-Crude instrument can be configured to achieve such task. The unique plasma detection system (PED) for Crude Argon measurement stays the same. An additional module for sample gas treatment is added to the instrument, which makes the detection of N<sub>2</sub> in Crude Argon having more than 5% Oxygen possible.

For more information and details, do not hesitate to contact LDetek.

# APPLICATION NOTE

# LD14-01



## Light hydrocarbons measurement with the \*PlasmaDetek-E system with nitrogen carrier gas and the MultiDetek-2.



◀ PlasmaDetek-E



MultiDetek-2 ▲

Hydrocarbons are ones of the most important impurities measured in the industry. Whether it is for safety, quality control, special gases or any other needs, those compounds are everywhere.

The techniques used to measure those compounds have been the same for quite some years. The FID (Flame Ionization Detector) is surely the most widely used in the industry. The selectivity for hydrocarbon (HC) gives the simplicity desired for all gas chromatograph (GC) users. However the need of air, but mostly hydrogen as fuel is the drawback of this technology. Many plants and laboratories would like to get rid of the hydrogen as potential explosive gas. All the safety feature (valves, extra lines, procedures, etc) are required and brings extra cost and manpower.

Other technologies to measure the light hydrocarbon have arisen over the years. The Discharge Ionization Detector (DID) brought a solution without the need of air and fuel. Working on helium carrier gas, the safety problem was resolved. However the selectivity is not present and the need of helium is required. With the worldwide shortage of helium and its increasing price constantly, it becomes a more costly solution not attractive enough for gas chromatograph developer.

Another solution was brought to the market: the Plasma Emission Detector (PED). With its advantage to work in helium and argon carrier gas, this solution becomes more attractive because of argon pricing. It is also produced and available anywhere in the world. Furthermore, the PED has some selectivity against some other gases, not completely, but enough to make the GC user life easier. However, there is no selectivity for HC against many compounds, including air and oxygen. Measuring HC in a stream of Oxygen or Air is very important in Air Separation Unit (ASU). There is also a lack of sensitivity in some case by using argon as carrier. Measuring C<sub>2</sub>H<sub>2</sub> for a ASU plant is critical and it needs to be measured in low concentration.

### LDETEK SOLUTION:

With the patent pending PED system (PlasmaDetek-E) provided by LDetek, it is now possible to improve and overcome the drawbacks of other available technologies.

## NITROGEN CARRIER GAS:

First of all, such system can work with argon and helium, but with nitrogen carrier as well. Nitrogen is a low cost and inert gas that makes it very attractive to use in a GC. Air contamination and leak are not much problematic as it is with other PED systems. Typical PED detector can be sensitive, but it needs to be in a very pure environment. A little leak or contamination can compromise the whole measurement. The recovery time from column changes and GC start-up is then extremely fast with the PlasmaDetek-E using nitrogen as carrier gas.

A simple injection configuration has been used to inject different matrices to evaluate the response and selectivity over CnHm components. Figure 1 shows such configuration with the PlasmaDetek-E system.

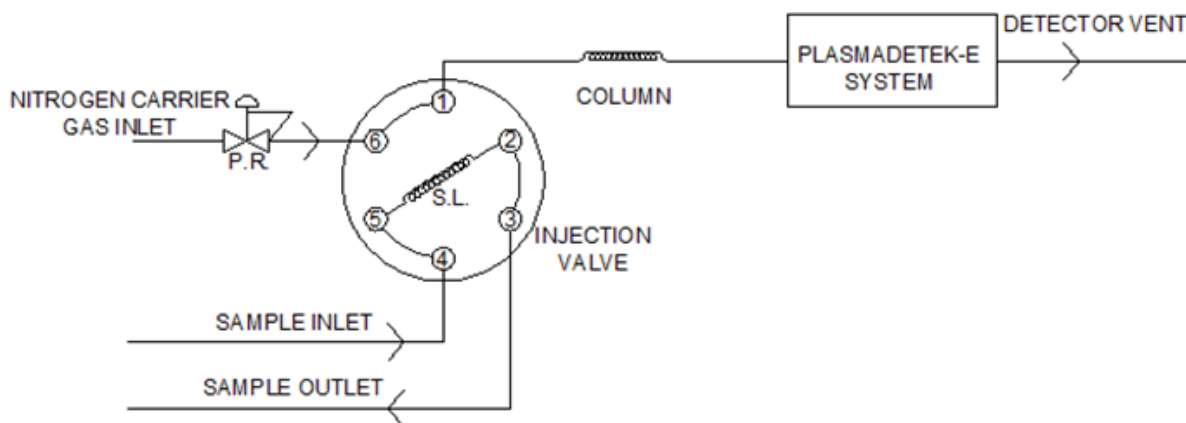


Figure 1

## SENSITIVITY:

To evaluate the response and sensitivity, injection of CnHm impurities in Argon balance has been used. Figure 2 shows the chromatogram with indication of each compounds detected by the PlasmaDetek-E.

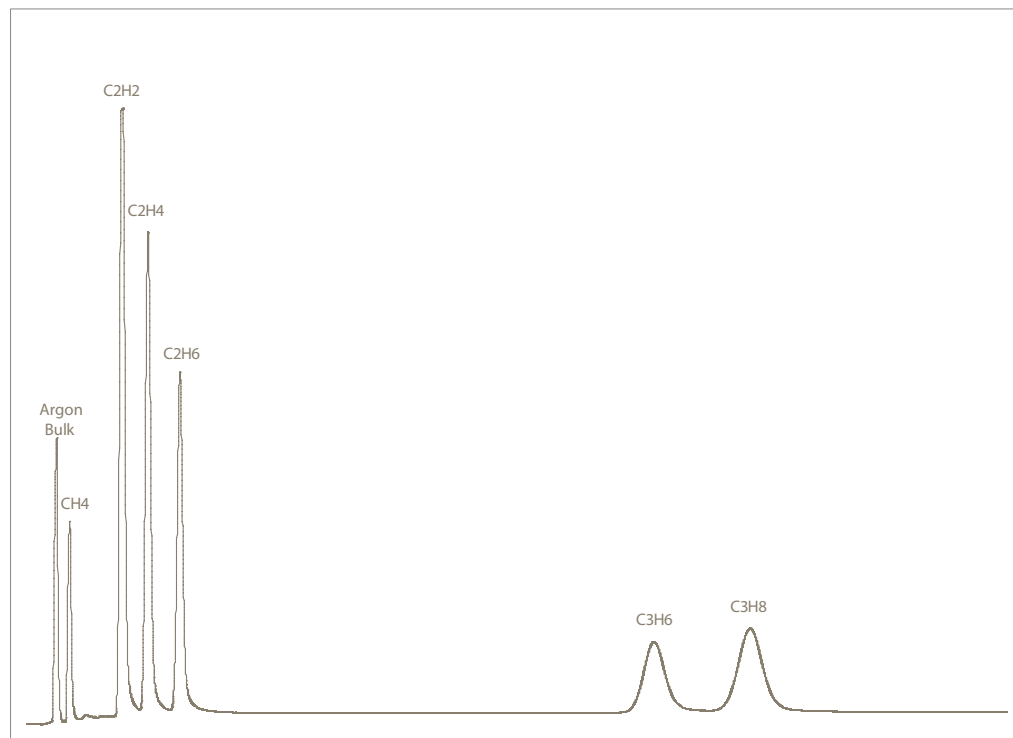


Figure 2



By evaluating the noise level and peak height, LDL for each compounds can be evaluated by considering the limit as 3 times the noise level. Figure 3 is showing the results of this analysis.

COMPONENT	CONCENTRATION	PEAK HEIGHT	NOISE	LDL (3X NOISE)
CH4	9.56 ppm	1300 mV	1.5 mV	11 ppb
C2H2	10.50 ppm	4800 mV	1.5 mV	3 ppb
C2H4	9.96 ppm	3100 mV	1.5 mV	4 ppb
C2H6	10.80 ppm	2300 mV	1.5 mV	7 ppb
C3H6	10.40 ppm	460 mV	1.5 mV	33 ppb
C3H8	9.20 ppm	560 mV	1.5 mV	24 ppb

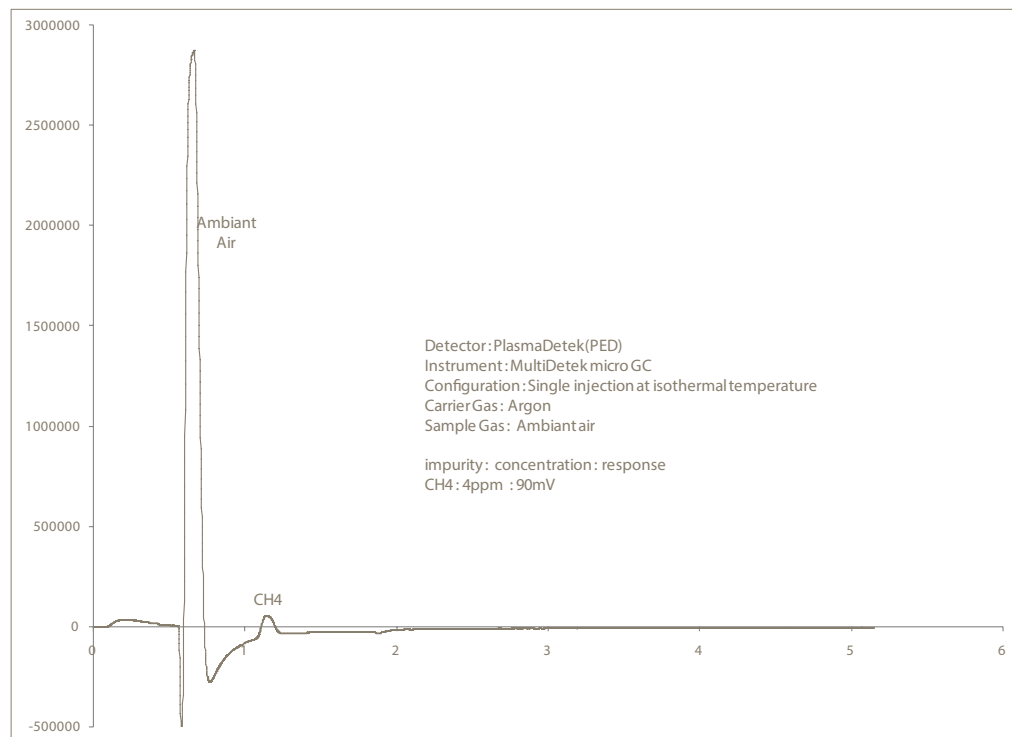
Note: other LDL could be obtained with different injection volume and chromatographic conditions

**Figure 3**

By using different injection volume and/or chromatographic configuration, even lower LDL could be obtained. However, by comparing with same the chromatographic condition than a traditional argon PED, LDL is improved by a factor of about 10 times with the PlasmaDetek-E. It is even more the case for C2H2, where it is about 100 times more sensitive.

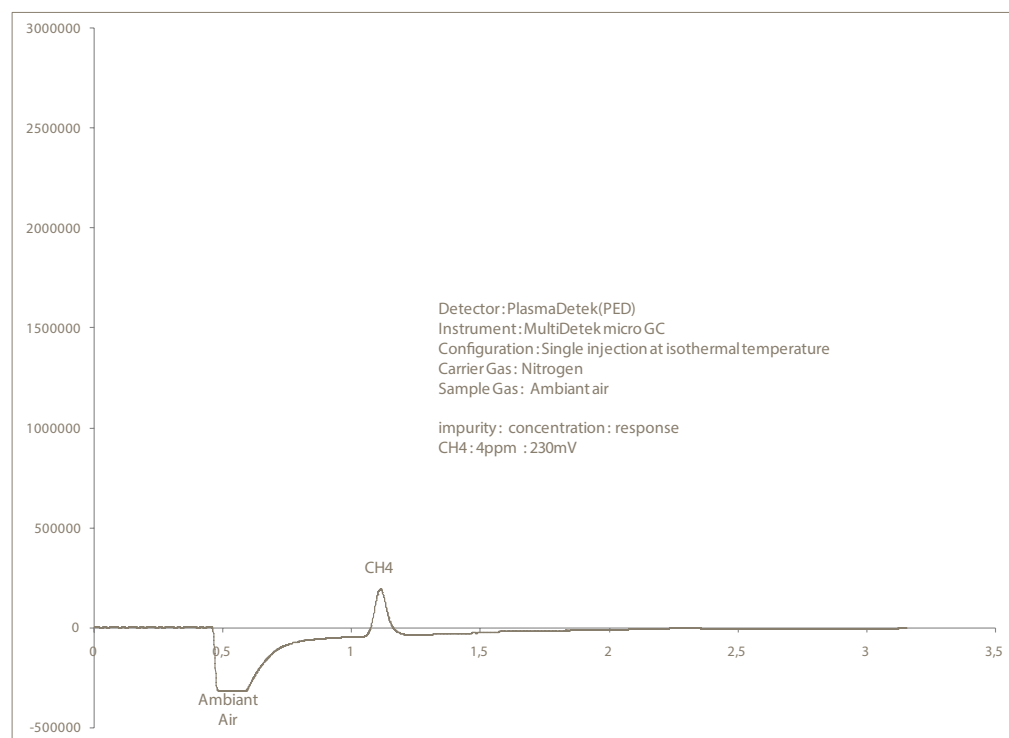
## SELECTIVITY:

By using the same configuration as figure 1, air has been injected to evaluate the interference that can occur with the first hydrocarbon content out of the column, which is CH4. Figure 4 shows an injection with the PlasmaDetek-E using argon as carrier gas optimized for the best response to Hydrocarbon in air. It is obvious that the CH4 is influenced by the residual air. In such cases, extra valves or hardware would be required to achieve possible measurement.



**Figure 4**

Figure 5 is using the same system with nitrogen carrier gas. Air response has been reduced considerably compared to argon carrier gas. Only with a simple injection configuration will make the CH<sub>4</sub> detectable.



**Figure 5**

## CONCLUSION:

With the PlasmaDetek-E system, lights hydrocarbon measurement is now safe and easy. No fuel, no air and no safety features needed, only nitrogen carrier gas.

It is also the lowest operation cost solution, but the sensitivity is not compromised where low ppb can be achieved.

# APPLICATION NOTE

# LD15-08



## Measurement of impurities in UHP helium using MultiDetek2 and PlasmaDetek2



▲ MultiDetek2

▲ PlasmaDetek2

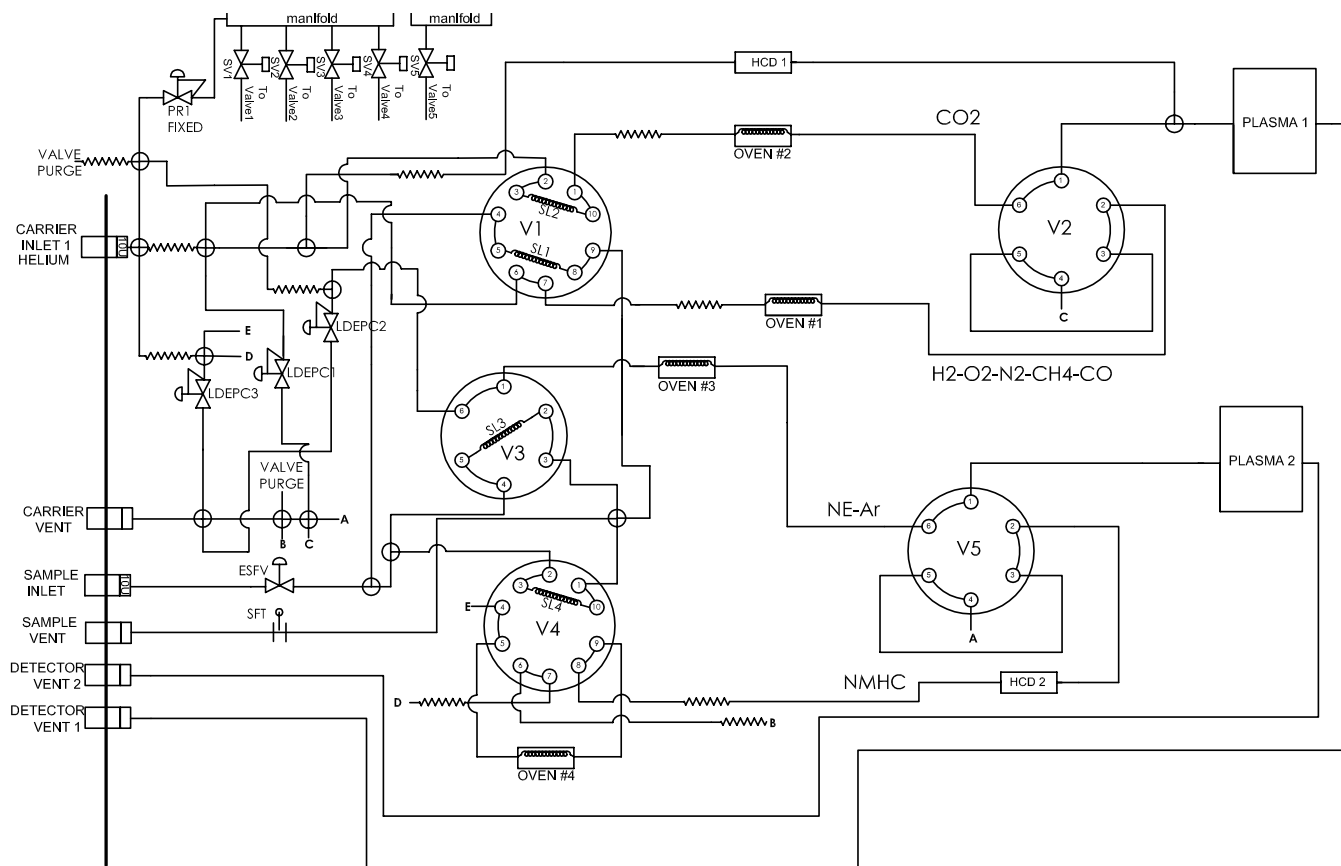
Helium is a widely used gas in different needs such as cryogenics, pressurizing and purging, welding, controlled atmospheres, leak detection and breathing mixtures. Having a good analytical tool is mandatory to ensure the required purity of helium.

The most popular technique for UHP helium analysis is to detect impurities by gas chromatography. But some detection technologies within the GC do not provide the desired detection limit or can simply not measure some critical impurities like neon.

### LDETEK SOLUTION:

The MultiDetek2 combined with the PlasmaDetek2 detector provides an ideal solution to measure the different impurities in UHP helium. With the PlasmaDetek2, based on plasma emission detection, impurities in low ppb can be detected, even neon. The discharge ionisation detector (DID) can simply not detect neon or require a different operation mode to achieve ppm measurement. Which is not enough for many helium producers where they need lower detection limit in ppb. The operation is also more complex since the ionisation voltage needs to be changed when neon has to be detected.

LDetek solution gives an easy system to use with very good sensitivity. Figure 1 shows such configuration.



**Figure 1**

Two plasma cells are used to reduce the number of selection valves. Simultaneous injection in both plasmas is possible to accelerate analysis time. The parallel analysis feature within the MultiDetek2 software can be enabled to give the opportunity to acquire two chromatograms at the same time.

Neon and argon are measured within the same channel using the argotek column from LDetek. Such column gives a true argon peak by separating O2 and argon completely. Be sure to check application note LD12-3 on our website for more details. It also makes possible the measurement of neon against H2.

When using the PlasmaDetek2 technology, different optical filters are used to ensure true measurement of the components when interference can occur. For example, O2 is measured accurately against argon by using a specific optical filter giving a signal specifically to O2 and not argon.

Figure 2 shows a chromatogram of such system with a standard gas.

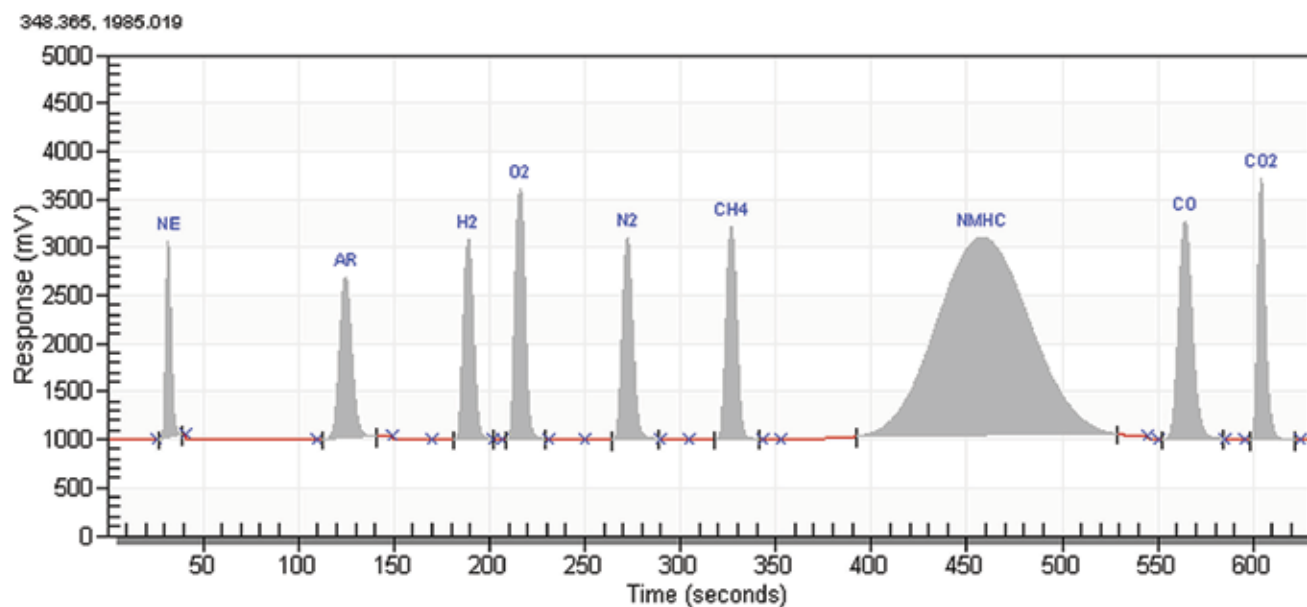


Figure 2

Based on noise to ratio, LDL is calculated as follows:

COMPONENT	CONCENTRATION	PEAK HEIGHT	NOISE	LDL (3X NOISE)
Ne	4.8 ppm	3010 mV	2 mV	0.009 ppm
Ar	4.1 ppm	2720 mV	2 mV	0.009 ppm
H <sub>2</sub>	5.5 ppm	3120 mV	2 mV	0.011 ppm
O <sub>2</sub>	6.2 ppm	3552 mV	2 mV	0.010 ppm
N <sub>2</sub>	5.4 ppm	3099 mV	2 mV	0.010 ppm
CH <sub>4</sub>	5.5 ppm	3254 mV	2 mV	0.010 ppm
NMHC	4.6 ppm	3101 mV	3 mV	0.007 ppm
CO	5.4 ppm	3331 mV	2 mV	0.013 ppm

Note: other LDL could be obtained with different injection volume and chromatographic conditions

## COMPLETE SOLUTION:

Our Helium purity analysis offers a complete cabinet solution including the MultiDetek2 compact GC system, the LDGSS ultra high purity remote stream selector system, the LDP1000 carrier gas purifier and the moisture analysis instrument all integrated in one cabinet. The stream selector can be manually controlled using the front switch or can be remotely controlled with the MultiDetek2. A pre programmed sequence can also be done with LDGSS. The moisture analysis is re-directed to the MultiDetek2 analog input. This way, all data can be managed by MultiDetek2 using one channel communication protocol. The system is pre-configured and certified by experts at LDetek facility before shipping.



## CONCLUSION:

Using both the PlasmaDetek2 and the MultiDetek2, only one system can measure all permanent gases with the sensitivity required. No need of additional oxygen analyzer or other setup for neon measurement. Furthermore, with the LDetek technology this maintenance free system avoids any trap or scrubber for the argon impurity.



# APPLICATION NOTE

# LD16-02



## Analysis of hydrocarbons, CO<sub>2</sub>, N<sub>2</sub>O in Oxygen with the MultiDetek2 compact GC system using Nitrogen as carrier gas and the PlasmaDetek-E detection technology



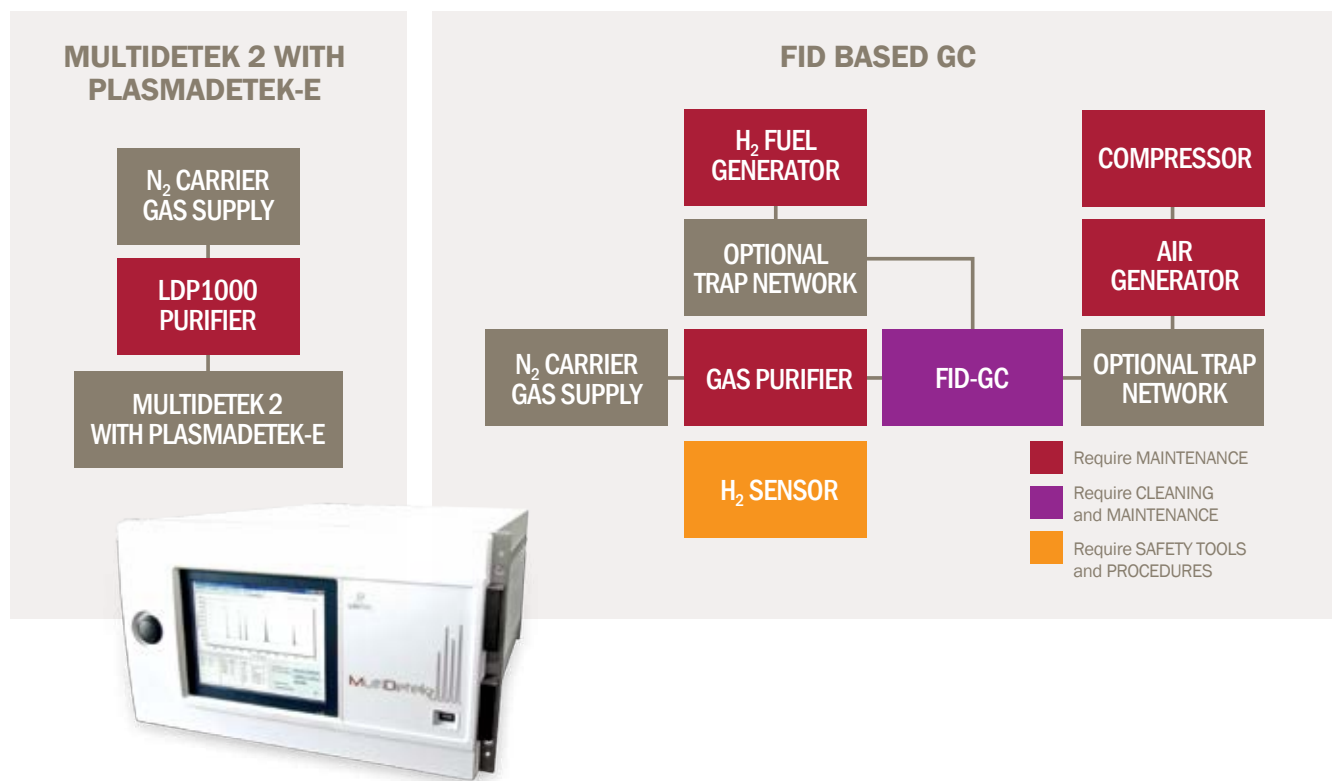
▲ MultiDetek2

▲ PlasmaDetek2

### LDETEK SOLUTION:

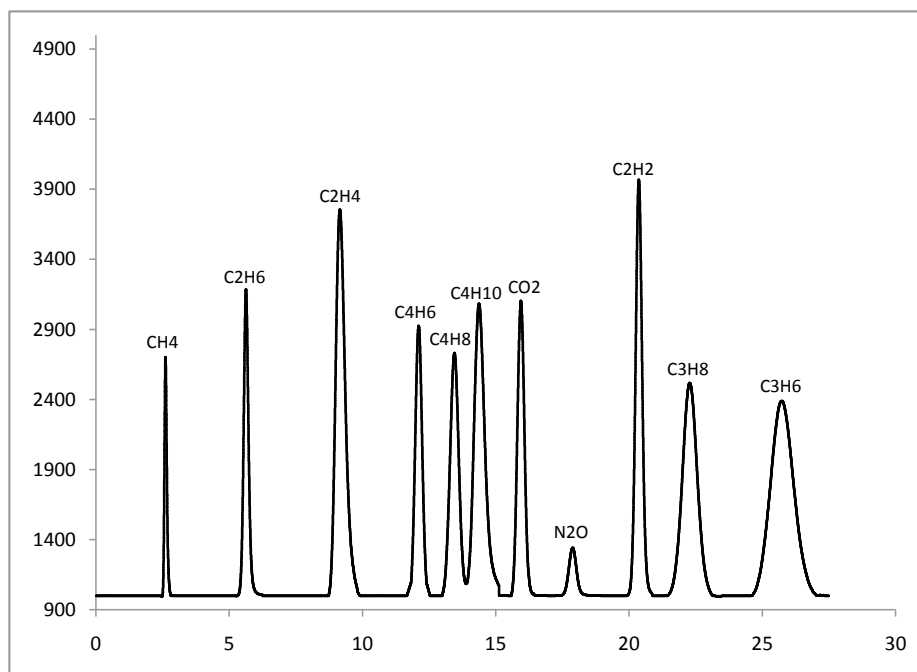
The hydrocarbon analysis for the production of high purity Oxygen on air separation plants is essential for safety of the operations and quality of the product. For a very long time, the flame ionisation detector has been used for detection of trace hydrocarbons in different gas mixtures. This detector has now many different designs all based on carbon ions collection. The FIDs require a mixture of Air and Hydrogen to generate the flame used for ionisation. It is also necessary to have extra safety based on Hydrogen gas handling. All these points result in increase of operating and start-up costs as demonstrated in Figure 1.

LDetek has developed a detection system based on plasma emission detector (PlasmaDetek E) for the analysis of trace hydrocarbons in different gas mixtures. This PED technology offers enhanced sensitivity and selectivity to hydrocarbons using Nitrogen as single discharge/carrier gas. Other emission and ionisation detection technologies are known in the market for the analysis of hydrocarbons using Argon or Helium as discharge/carrier gas. However, these systems don't offer the selectivity and sensitivity to allow running a single injection through a column without having interferences from residual Oxygen. Other techniques offering NMHC detection are also available and are sufficient in certain cases. Nevertheless, the NMHC detection doesn't give the ability to focus on the measurement of critical impurities like low concentration acetylene in Oxygen production. Using the MultiDetek2 combined with the PlasmaDetek E with Nitrogen carrier gas, the system can be customized for the range and LDL that are specifically required for each impurity. This way, it is possible to configure the system according to each air separation plant specification. As shown in figures 2 and 3, low detection is possible using Nitrogen as carrier gas with PED technology. No need of complex valve and column chromatography configuration for flushing out the background gases.



**Figure 1 :** Comparison between FID based GC and MultiDetek2 compact GC with PlasmaDetek-E

## RESULTS:



**Figure 2 :** Chromatogram of trace impurities in balance Oxygen

COMPONENT	CONCENTRATION	PEAK HEIGHT	NOISE	LDL (3X NOISE)
CH4	18.1 ppm	2760 mV	2.1 mV	0.041 ppm
C2H6	8.6 ppm	3308 mV	4.0 mV	0.031 ppm
C2H4	8.2 ppm	3888 mV	4.3 mV	0.027 ppm
C4H6	2.1 ppm	2969 mV	11.0 mV	0.023 ppm
C4H8	1.8 ppm	2798 mV	11.8 mV	0.023 ppm
C4H10	2.1 ppm	3190 mV	11.5 mV	0.023 ppm
CO2	4.1 ppm	3199 mV	11.0 mV	0.042 ppm
N2O	0.8 ppm	1401 mV	3.0 mV	0.005 ppm
C2H2	1.1 ppm	4098 mV	10.5 mV	0.007 ppm
C3H8	8.9 ppm	2559 mV	4.1 mV	0.043 ppm
C3H6	8.7 ppm	2501 mV	3.9 mV	0.041 ppm

Note: other LDL could be obtained with different injection volume and chromatographic conditions

## CONCLUSION:

With Nitrogen gas used as carrier, the MultiDetek2 with Plasmadetek-E becomes the ideal gas measuring instrument for trace detection of hydrocarbons on the air separation plants for high purity Oxygen monitoring. Keeping the start-up and operating costs low and offering enhanced hydrocarbon detection, LDetek is proud to offer its robust and easy to operate system.

# APPLICATION NOTE

# LD16-06



## LD8000 MultiGas online gas analysis solution for high purity compressed Helium used in cryogenic installations.



▲ LD8000 MultiGas

▲ PlasmaDetek2

Cryogenics is the branch of physics that deals with the production and effects of very low temperatures. Helium was a natural choice of coolant as its properties allow components to be kept cool over long distances. Super fluid helium has remarkable properties, including very high thermal conductivity; it is an efficient heat conductor. These qualities make helium an excellent refrigerant for cooling and stabilising the LHC's large-scale superconducting systems. The Large Hadron Collider (LHC) at institutions like the CERN in Switzerland is the largest cryogenic system in the world and one of the coldest places on Earth. It is one of the examples where the use of cryogenic Helium is essential for good working of the system.

The difference from conventional industries is that repairing a cryogenic system and reaching the process nominal conditions is a time-consuming action due to the thermodynamic constraints. For this reason, fault diagnostic functions, capable to detect and identify faults before their degeneration into failures, become more and more important. In cryogenic installations, the most critical class of equipment consists of rotating machinery, such as pump, turbines and compressors. Beside the problems related to failures of compressors, turbines, etc... The limitation of plant runtime and failures are also due to impurity loads to the cold box. Mostly smaller sources of water and air contamination are found just before the beginning of appearance of the Breox oil in the vacuum screw compressors that leads to a high load of the cold box with water, formaldehyde and other organic components. This fault situation must absolutely be detected at the beginning to minimize the impact of failure.

This is why it is required to have an impurity monitoring instrument for the cold box feed gas that measures the ratios of air, water, hydrocarbons and oil in the gas running from the recycle compressor to the cold box. This way, the maintenance and actions can be taken at the right moment. The analytical instrument must monitor trace N<sub>2</sub>-O<sub>2</sub>-water and hydrocarbons in high purity Helium.

## LDetek SOLUTION:

---

LDetek offers its online LD8000 MultiGas based on plasma emission technology (PlasmaDetek2) to trace the O<sub>2</sub>-N<sub>2</sub>-CnHM and water impurities in cryogenic Helium. Using a single detection technique based on plasma emission, the trace impurities can be measured with an online mode. The required range for this type of application is usually 0-100ppm for O<sub>2</sub> and N<sub>2</sub>, 0-25ppm for moisture and 0-10ppm for CnHM. Other ranges can be configured on request. The system monitors in continue the Helium purity without the use of Chromatography columns. The response analysis time for each gas can be done within 30 seconds. Better response time can be achieved depending on the purge flow rate that is adjustable on the LD8000. Since the Helium cost is an important factor, LDetek has designed its unit to ensure low sample flow consumption and this with consideration to ensure keeping a quick response time.

On top of that, the design is based on independent micro plasmas to ensure the protection of the system from oil contamination on long-term operation. A first plasma is isolated for measuring O<sub>2</sub> and N<sub>2</sub> together, having their own selective mode. A second plasma is used for measuring independently the H<sub>2</sub>O concentration alone having its own flow path specifically designed for moisture analysis. And a third plasma combining a plasma converter system is used for measuring the trace CnHM. This third plasma system is designed to ensure that the optic used for measuring the CnHM isn't submitted to carbon deposit contamination.

## FEATURES:

---

The instrument comes with a touchscreen interface and a keypad that facilitate the navigation through the different menus. It has one 4-20mA analog output per impurity. Each impurity has 2 ranges of operation and an individual ID range contact. It also has 2 configurable alarm contacts and one status contact. The unit has an automatic proportional valve for controlling the sample flow rate and a manual valve for adjusting the sample bypass flow rate.

Based on dual plasma operation, a safe mode has been implemented if the oil level goes over a certain concentration. It protects the alternative plasmas to be contaminated with carbons to guarantee a long-term operation in presence of dirty Helium gas containing high level of oil.

## CONCLUSION:

---

The LD8000 MultiGas uses a parallel plasma system configuration that is individually selective to each measured gas to avoid the interferences from other impurities. Using this technique, the LD8000 becomes the right online instrument to be used for Helium purity for monitoring multiple impurities in a single unit on cryogenic installation.

# APPLICATION NOTE

# LD16-07



## Measurement of impurities in UHP Argon using the MultiDetek 2 and PlasmaDetek 2



▲ MultiDetek2

▲ PlasmaDetek2

Argon is a widely used gas in different needs such as steel industries, air separation, welding, purging, chemical plants, semiconductor and others. Having a good analytical tool is mandatory to ensure the required purity of argon.

The most popular technique for UHP argon analysis is to detect trace impurities by gas chromatography. Some of the most common technologies will use a combination of multiple detectors to achieve the analysis requirements. Most commonly used are FID (flame ionization detector) combined with PDD (pulse discharge detector). This technique requires the need of helium as carrier gas what is an expensive gas to be used as carrier gas for the analysis of H<sub>2</sub>-N<sub>2</sub>-CO-CO<sub>2</sub>. The analyses of hydrocarbons will be performed using the FID what requires extra cost due to air and fuel. On top of that, the oxygen analysis must be performed using a separated trace oxygen analyzer due to the co elution of argon and oxygen in the gas chromatography system with helium ionization detection technique.

### LDETEK SOLUTION:

The MultiDetek 2 combined with the PlasmaDetek 2 detector provides an ideal solution to measure the different impurities in UHP argon. With the PlasmaDetek 2, based on plasma emission detection, impurities in low ppb can be easily detected.

The system is simply configured with 3 channels and one plasma detector. Each channel has its own chromatography column mounted in a compact isothermal oven. A simple injection with sampling loop technique mounted on a diaphragm valve is used to introduce the sample gas to the detector.



Channel 1 to trace H<sub>2</sub>-O<sub>2</sub>-N<sub>2</sub>-CH<sub>4</sub>-CO  
 Channel 2 to trace CO<sub>2</sub>  
 Channel 3 to trace NMHC (NMHC can be measured as required hydrocarbon equivalent depending on the need)

A diaphragm valve network is used for synchronizing the impurities to the plasma detector.

Figure 1 shows a chromatogram of such system with a standard gas containing trace impurities in a balance of Argon. Figure 2 shows the LDL that such Argon purity system can achieve based on noise level to signal ratio calculation.

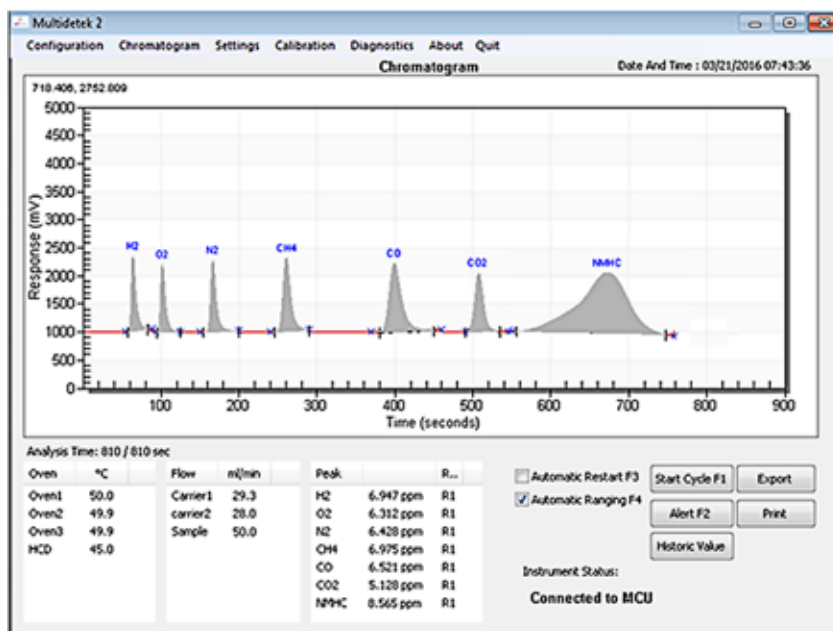


Figure 1

COMPONENT	CONCENTRATION	PEAK HEIGHT	NOISE	LDL (3X NOISE)
H <sub>2</sub>	6.947 ppm	1391 mV	2.5 mV	0.037 ppm
O <sub>2</sub>	6.312 ppm	1311 mV	2.1 mV	0.030 ppm
N <sub>2</sub>	6.428 ppm	1377 mV	1.0 mV	0.014 ppm
CH <sub>4</sub>	6.975 ppm	1390 mV	2.0 mV	0.030 ppm
CO	6.521 ppm	1270 mV	2.6 mV	0.040 ppm
CO <sub>2</sub>	5.128 ppm	1168 mV	2.3 mV	0.030 ppm
NMHC	8.565 ppm	1201 mV	1.6 mV	0.034 ppm

Note: other LDL could be obtained with different injection volume and chromatographic condition

Figure 2

## CONCLUSION:

Using the MultiDetek 2 compact GC, it becomes the most convenient solution for argon purity analysis. It is a maintenance free system that offers the required performances. The use of argon as carrier gas entails a low cost of operation. On top of that, the MultiDetek2 offers all the features required by the industrial market for such type of application.

# APPLICATION NOTE

# LD16-08



## Measurement of hydrocarbons in UHP Oxygen using the MultiDetek 2 and PlasmaDetek-E



▲ MultiDetek2

▲ PlasmaDetek2

This application note shows different methods that have been developed by LDetek for measuring the hydrocarbons in a stream of Oxygen (other matrixes can be analysed as well since the PlasmaDetek-E is strictly selective to hydrocarbons). This application note is the continuity of the application note LD16-02. It is then suggested to first read the LD16-02 to be advised about the technology that was used.

### LDETEK SOLUTION:

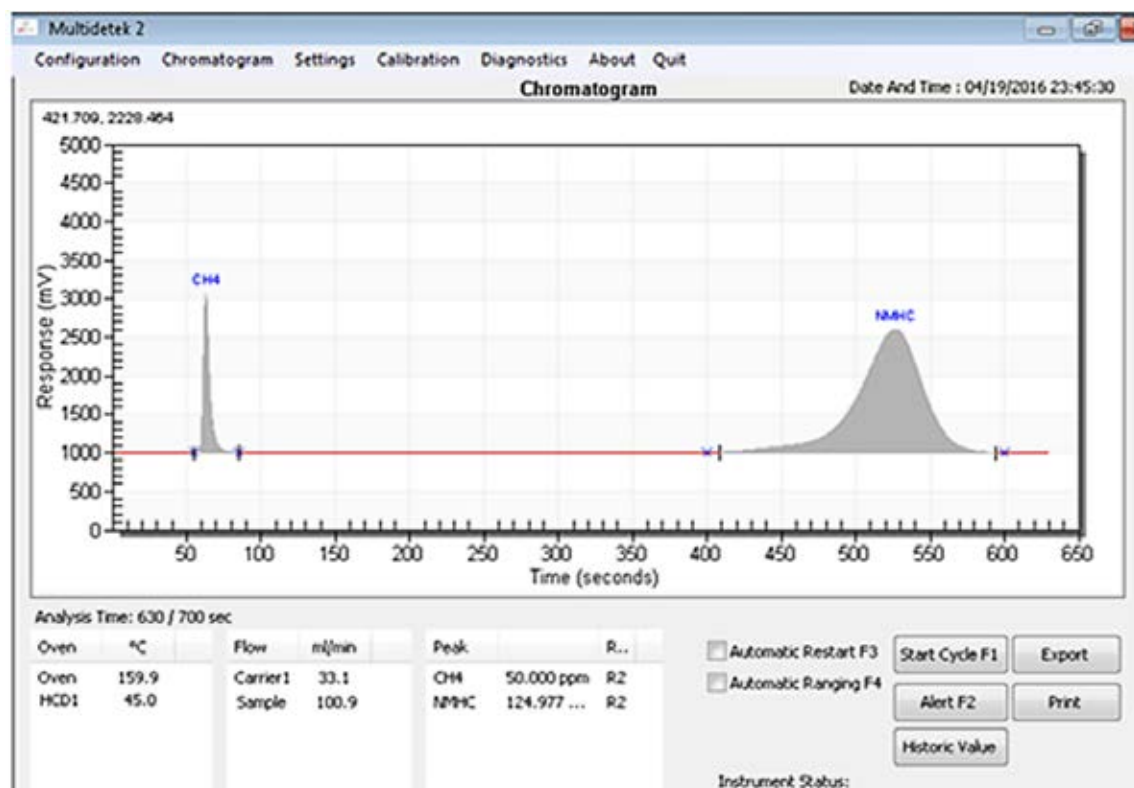
The chromatograms shown in figure 1 and in figure 3 have been performed using a single column with a Plasmadetek-E. The system uses nitrogen as a unique carrier gas. The simplicity of this configuration makes this solution very efficient and simple for operation. No maintenance is required for such micro plasma based system.

### Method for chromatogram in figure 1:

The MultiDetek2 configuration uses a 10 port diaphragm valve mounted in an injection/backflush mode. The sample gas is then introduced in the packed porous polymer type column for eluting the Air/O<sub>2</sub> followed by CH<sub>4</sub> in one direction to the detector before to reverse the flow in the column to get the NMHC redirected to the detector. The selective mode of the PlasmaDetek-E makes the detector being strictly selective to hydrocarbons and makes oxygen/air being invisible to the detector. The detector response and LDLs are demonstrated in figure 2. Please note that different performances can be achieved depending on the maximum and minimum ranges required.

### Method for chromatogram in figure 3:

Using the same valve configuration combined with a different column type and system conditions, the analysis of separated C<sub>2</sub>'s becomes possible. For some applications, where it is critical to measure C<sub>2</sub>s individually, especially acetylene at low concentrations, this method is preferred. The addition of C<sub>3</sub>+ measurement can be done in the same system to cover the whole hydrocarbon analysis solution. It offers better accuracy, sensitivity and simplicity than conventional FID or Argon plasma method. Figures 4-5 and 6 show an example of performances using this method in real life conditions.

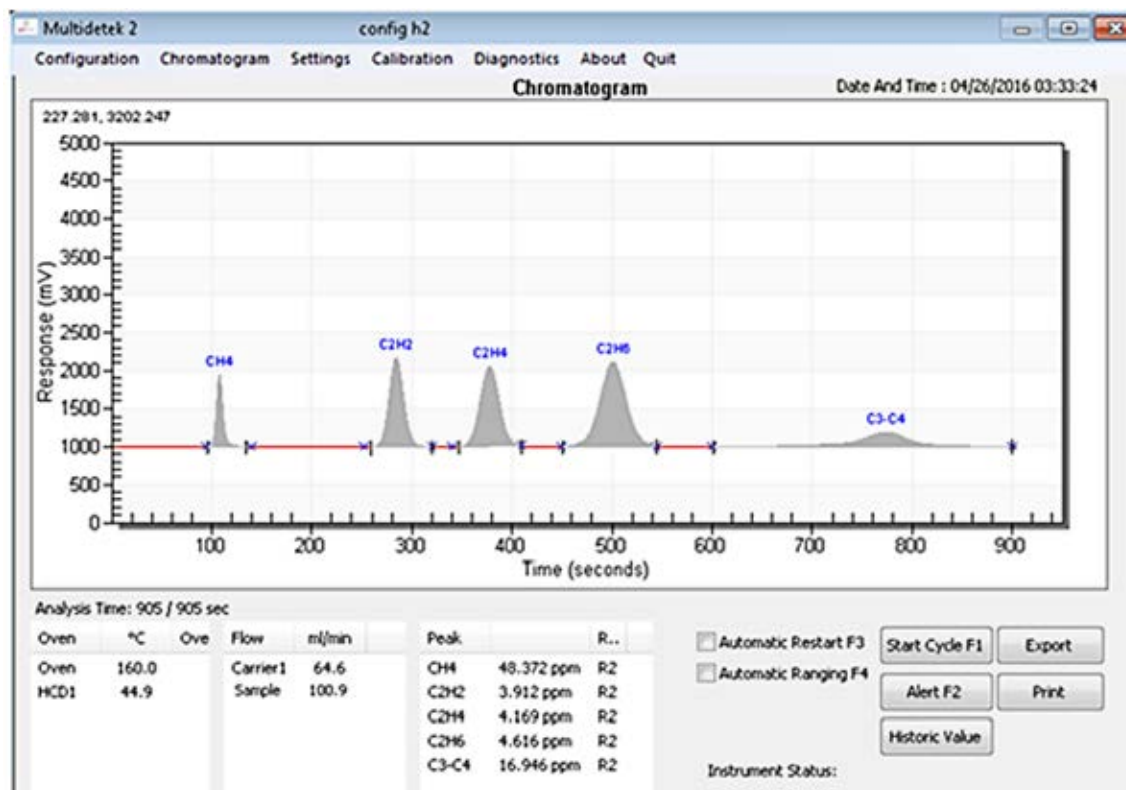


**Figure 1:** Chromatogram of CH<sub>4</sub> & NMHC in oxygen matrix

COMPONENT	CONCENTRATION	PEAK HEIGHT	NOISE	LDL (3X NOISE)
CH <sub>4</sub>	50.000 ppm	2211 mV	0.8 mV	0.054 ppm
NMHC	124.977 ppm	1622 mV	0.4 mV	0.092 ppm

Note: other LDL could be obtained with different injection volume and chromatographic condition

**Figure 2**



**Figure 3:** Chromatogram of trace CH<sub>4</sub>, C<sub>2</sub>H<sub>2</sub>, C<sub>2</sub>H<sub>4</sub>, C<sub>2</sub>H<sub>6</sub> & C<sub>3</sub><sup>+</sup> in oxygen matrix

COMPONENT	CONCENTRATION	PEAK HEIGHT	NOISE	LDL (3X NOISE)
CH <sub>4</sub>	48.372 ppm	951 mV	0.3 mV	0.046 ppm
C <sub>2</sub> H <sub>2</sub>	3.912 ppm	1241 mV	3.3 mV	0.031 ppm
C <sub>2</sub> H <sub>4</sub>	4.169 ppm	1111 mV	3.3 mV	0.037 ppm
C <sub>2</sub> H <sub>6</sub>	4.616 ppm	1146 mV	3.3 mV	0.040 ppm
C <sub>3</sub> <sup>+</sup>	16.946 ppm	220 mV	0.9 mV	0.207 ppm

Note: other LDL could be obtained with different injection volume and chromatographic condition

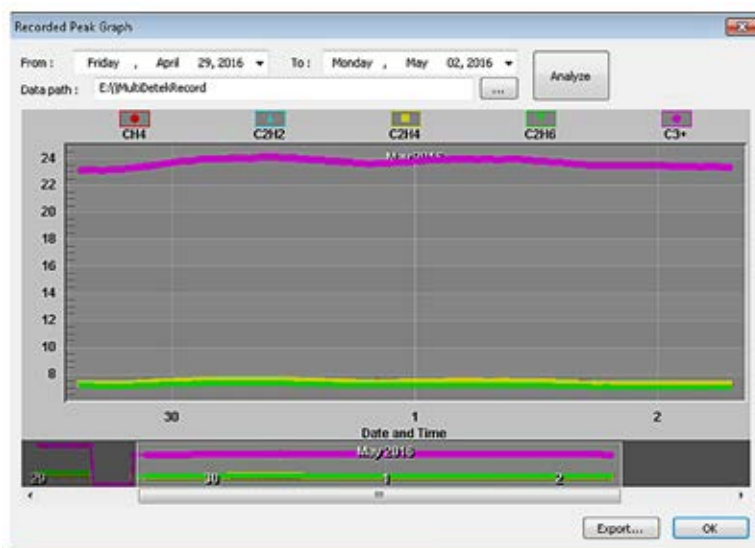
**Figure 4**

Historic Values

Time	CH4	C2H2	C2H4	C2H6	C3+
/2016 04:23:29	7.278	7.368	7.252	6.947	23.382
/2016 04:08:18	7.283	7.365	7.250	6.947	23.383
/2016 03:53:07	7.281	7.364	7.253	6.955	23.397
/2016 03:37:56	7.282	7.361	7.246	6.942	23.387
/2016 03:22:45	7.289	7.362	7.253	6.954	23.409
/2016 03:07:34	7.290	7.368	7.254	6.965	23.422
/2016 02:52:23	7.280	7.369	7.259	6.968	23.428
/2016 02:37:12	7.265	7.369	7.260	6.960	23.419
/2016 02:22:01	7.278	7.377	7.266	6.965	23.419
/2016 02:06:50	7.293	7.379	7.264	6.960	23.406
/2016 01:51:39	7.275	7.382	7.269	6.951	23.417
/2016 01:36:28	7.276	7.385	7.266	6.965	23.420
/2016 01:21:17	7.290	7.390	7.268	6.980	23.424
/2016 01:06:06	7.288	7.390	7.273	6.983	23.453

More... On Chart... Print Ok Delete Cancel

**Figure 5:** Example of stability results over 10 consecutive cycles



**Figure 6:** Example of stability results over a 3 day period

# APPLICATION NOTE

# LD16-09



## Measurement of trace impurities in UHP hydrogen



▲ MultiDetek2

▲ PlasmaDetek2

The production of UHP hydrogen requires analysis of trace impurities to control and certify the gas purity. Multiple instruments are usually dedicated to this task. Combining everything in the same instrument, the MultiDetek2 compact gas chromatograph is very efficient for this type of requirement. The detection down to part per billion can be achieved, what makes the instrument capable of certifying different hydrogen grades.

### LDETEK SOLUTION:

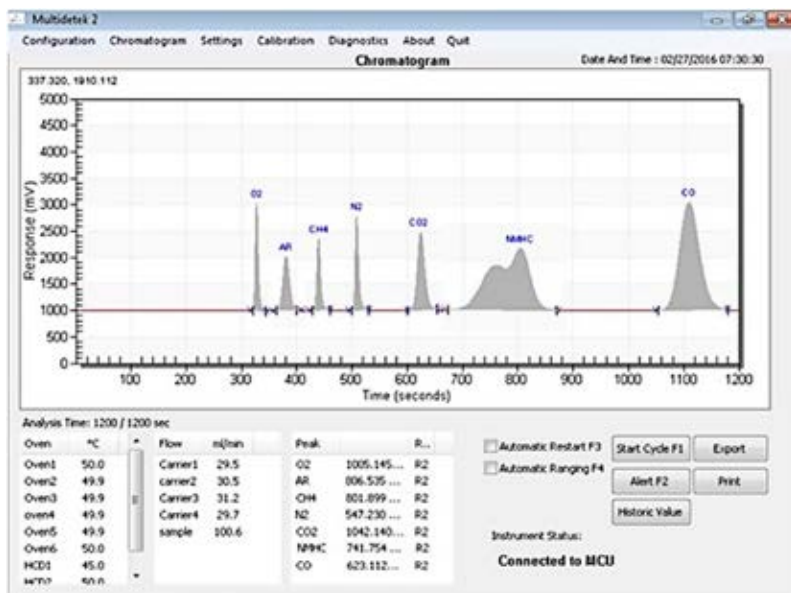
Most of the gas chromatographs will use some combinations of hydrogen traps or membranes for measuring some impurities like Ar-O<sub>2</sub> and N<sub>2</sub> at low part per billion to eliminate the interference from hydrogen. The selectivity of the PlasmaDetek2 detector has the ability to measure those difficult impurities down to ppb level without the use of any hydrogen traps or membranes. It reduces the operation cost and simplifies the running operations of the system.

The configuration has 5 channels all converging in 3 different plasma detectors as follows:

- ▶ **Channel#1:** Measuring CH<sub>4</sub>-CO<sub>2</sub> with HayeSep columns merging in plasma#1
- ▶ **Channel#2:** Measuring O<sub>2</sub>-N<sub>2</sub> with Molecular Sieve columns merging in plasma #1
- ▶ **Channel#3:** Measuring NMHC with HayeSep column merging in plasma #2
- ▶ **Channel#4:** Measuring CO with Molecular Sieve column merging in plasma #2
- ▶ **Channel#5:** Measuring Ar with ArgoTek\* column merging in plasma #3

\*ArgoTek column is manufactured by LDetek to offer the trace argon separation from matrix Oxygen or Hydrogen. The column is packed type operating at 45 Celsius / 20 sccm helium carrier flow rate. With these conditions, the column offers the desired separation for measuring part per billion argon in either oxygen or hydrogen.





The three plasma detectors are respectively configured with the appropriate optical filters for blocking the hydrogen matrix and focussing on the dedicated impurities. This plasma configuration allows the analysis of multiple impurities in one single compact gas chromatograph unit.

Figures 1 and 2 show an example of results that such configuration can achieve for measuring low ppb/ppm concentrations of UHP hydrogen.

**Figure 1:** chromatogram of trace impurities in UHP hydrogen

COMPONENT	CONCENTRATION	PEAK HEIGHT	NOISE	LDL (3X NOISE)
O <sub>2</sub>	1005.1 ppb	2090 mV	2.1 mV	3.02 ppb
Ar	806.5 ppb	1017 mV	0.8 mV	1.90 ppb
CH <sub>4</sub>	801.8 ppb	1415 mV	1.6 mV	2.71 ppb
N <sub>2</sub>	547.2 ppb	1821 mV	1.4 mV	1.26 ppb
CO <sub>2</sub>	1042.1 ppb	1500 mV	2.2 mV	4.58 ppb
NMHC	741.7 ppb	1299 mV	2.2 mV	3.76 ppb
CO	623.1 ppb	2055 mV	5.1 mV	4.63 ppb

Note: other LDL could be obtained with different injection volume and chromatographic condition

**Figure 2**

## CONCLUSION:

The analysis of UHP hydrogen can be performed using this LDetek solution that combines a selective plasma detector configuration, a complete industrial compact gas chromatograph system, a unique separation column type with an impressive expertise in this field of application. Having all this makes LDetek solution perfect for this type of industrial application.

# APPLICATION NOTE

# LD16-10



## Measurement of trace Ar-Kr and N2 in a bulk gas Oxygen



▲ MultiDetek2

▲ PlasmaDetek2

Detecting and measuring trace Ar-Kr and N2 in a bulk gas Oxygen without the need of a cryogenic system, or a trapping adsorbent or an extra long column as generally used to measure trace ppb/ppm Argon as impurity from bulk Oxygen and for separating Krypton and Nitrogen.

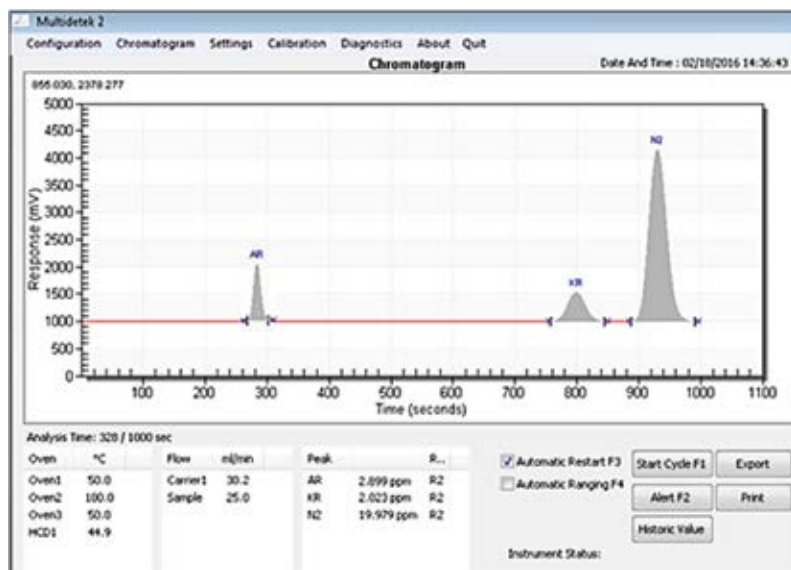
### LDETEK SOLUTION:

Using the compact MultiDetek2 gas chromatograph, with a dual channel mode merging in one PlasmaDetek2 (PED) detector, the analysis of trace Ar-Kr and N2 can be realized easily in a robust and maintenance free system.

- **Channel#1:** Used for measuring trace Argon in bulk Oxygen with the Argotek\* column. The sample gas is injected using a standard 6 ports diaphragm valve directly in the packed type column that operates at isothermal temperature and with a fix carrier flow rate.
- **Channel#2:** Used for measuring trace Krypton and Nitrogen in bulk Oxygen with the HSR-Etek\* column. The sample gas is injected using a standard 6 ports diaphragm valve directly in the packed type column that operates at isothermal temperature and with a fix carrier flow rate.

\*ArgoTek column is manufactured by LDetek to offer the trace argon separation from matrix Oxygen. The column is packed type operating at 45Celsius/20sccm helium carrier flow rate. With these conditions, the column offers the desired separation for measuring part per billion argon in oxygen. (more details appear in application note LD12-3)

\*HSR-Etek column is manufactured by LDetek to offer the trace Krypton and Nitrogen separation from matrix Oxygen. The column is packed type operating at 45Celsius/20sccm helium carrier flow rate. With these conditions, the column offers the desired separation for Kr/N2. (more details appear in application note LD12-7)



Figures 1 and 2 show an example of results that such configuration can achieve for measuring low ppb/ppm concentrations in bulk oxygen.

**Figure 1:** chromatogram of trace impurities in Oxygen

COMPONENT	CONCENTRATION	PEAK HEIGHT	NOISE	LDL (3X NOISE)
Ar	2.899 ppm	1091 mV	0.7 mV	5.6 ppb
Kr	2.023 ppm	503 mV	0.8 mV	9.6 ppb
N2	19.979 ppm	3211 mV	0.7 mV	13.0 ppb

Note: other LDL could be obtained with different injection volume and chromatographic condition

**Figure 2**

## CONCLUSION:

The analysis of specific trace impurities in bulk Oxygen can be performed using this LDetek solution that combines a selective plasma detector with the right chromatography solution. It gives a robust and maintenance free system. Other impurities can be added to this system simply by adding extra channels.

# APPLICATION NOTE

# LD16-11



## Measurement of trace impurities in multiple bulk gases



▲ MultiDetek2

▲ PlasmaDetek2

Having an analytical system that is able to measure multiple impurities in different bulk gases is sometimes required. It is usually a big challenge to combine all the hardware in the same instrument.

### LDETEK SOLUTION:

#### *The MultiDetek2 (compact gas chromatograph)*

This compact gas chromatograph can handle up to 3 detectors with 6 parallel chromatographic channels through a network combining up to 10 diaphragm valves and 12 chromatographic columns. It opens the doors to many applications requiring multiple bulk gases analysis using the same compact analytical instrument.

One configuration (method) is pre programmed for each bulk gas analysis requirement. This way, the user can simply load the desired configuration and the analyser is ready to start the analysis. As well, the impurities can be independently configured with specific ranges and minimum detection limits.

No external PC is required since the robust industrial PC is mounted in the instrument and gives access to a data storage capacity. The instrument can be controlled remotely through the Ethernet connectivity. All industrial communication protocols are accessible. Automatic or manual report printing can be handled.

### ***The LDGSS (stream selector)***

Multiple bulk gases analysis usually requires a stream selector system being able to be controlled locally or remotely. A manual switch is available on the front to select manually the desired stream. Otherwise, the stream can be selected via the MultiDetek2 interface. The interface gives the possibility to edit the names of the streams, to program multiple sequences and to set specific purging time between each stream. The streams can also be selected and identified by a standard DCS system through a dry contacts network.

This ultra high purity system offers a quick response time due to its dead volume free design. An adjustable sample purge valve and flow meter is independent to each stream to adjust the gas line purging before the stream selector. A purge gas being the same of the carrier gas of the MultiDetek2 is used to keep the ambient air away of the analytical flow path to ensure ultra high purity analysis gas for all the streams. Specifically when trace impurity of a bulk gas is also the pure gas of its neighbor stream that was just analysed in the previous analysis. The design of a back purged stream selector system is very important and this is what is included in this solution.

For this application note, since the analysis of hydrogen and oxygen is required, 2 LDGSS systems have been used to avoid mixing of both gases together. The purge gases are independent to each stream selector to avoid any chance of mixing oxygen and hydrogen. The LDGSS used for Oxygen can be certified for O2 Clean.

### ***The COMPACT-LDP1000 (gas purifier)***


The gas purifier generates ultra high purity carrier gas certified for a total of 10ppb total impurities. This compact high capacity gas purifier keeps the system clean and intact even if carrier gas cylinders purity can vary from batch to batch introducing a variation of baselines which has impact on the accuracy of the analytical device. Or in another instance, if by mistake, an air contamination gets in the carrier flow path during the process of changing the carrier gas cylinder.

The gas purifier can also communicate in real-time with the MultiDetek2 to inform about his status. In the event of a default, it generates an alarm in the MultiDetek2 to automatically advise about the fault.

### ***The LDRACK (certified cabinet)***

The complete solution comes assembled and certified in a cabinet. Such system is fully tested to certify the analytical response time when switching between streams. This is more than necessary when low ppb analysis of nitrogen and oxygen are targeted. It doesn't only guarantee that the sample gas lines offers no dead volume and leaks, but also guarantees that the carrier gas lines are properly mounted. It is the best practice to get the best analytical performances especially when traces of impurity at ppb level are also present in ambient air must be detected.

# THE COMPLETE SOLUTION





RESULTS:

Figures 1 to 12 show some examples of results that such configuration can achieve for measuring low ppb/ppm concentrations of multiple trace impurities in multiple bulk gases.

In this example, trace impurities H<sub>2</sub>-Ar-O<sub>2</sub>-N<sub>2</sub>-CH<sub>4</sub>-CO-CO<sub>2</sub> in bulk gases Argon, Carbon dioxide, Hydrogen, Helium, Nitrogen and Oxygen were measured.

An optimized method for high range(HR) covering up to 1000ppm and another method for low range(LR) to ensure good peak detection and stability down to 10ppb are used. This dual methods technique gives the possibility to extend the dynamic range as desired. Conventional analysis techniques will tend to have some limitations on the low ppb detection when a high ppm analysis is required. The linearity and accuracy of our system is improved by having an optimized method for a specific analysis range.

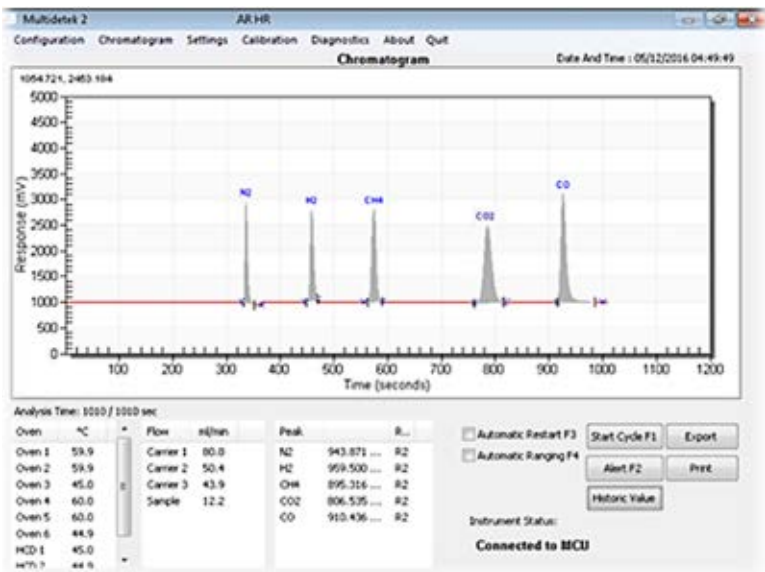


Figure 1: chromatogram of trace impurities in Argon (High range ppm)

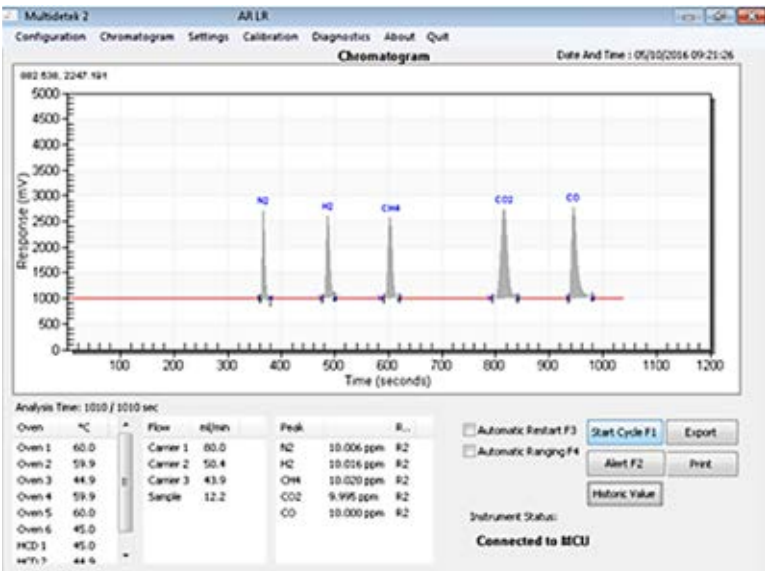
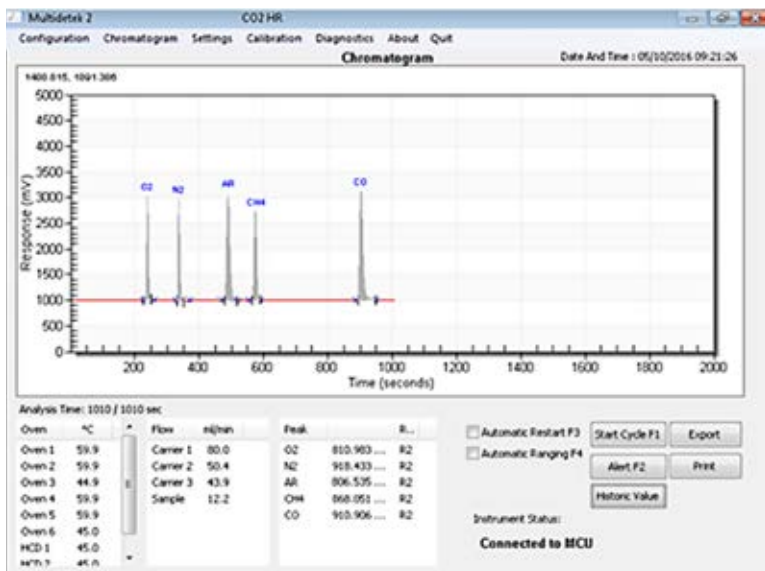
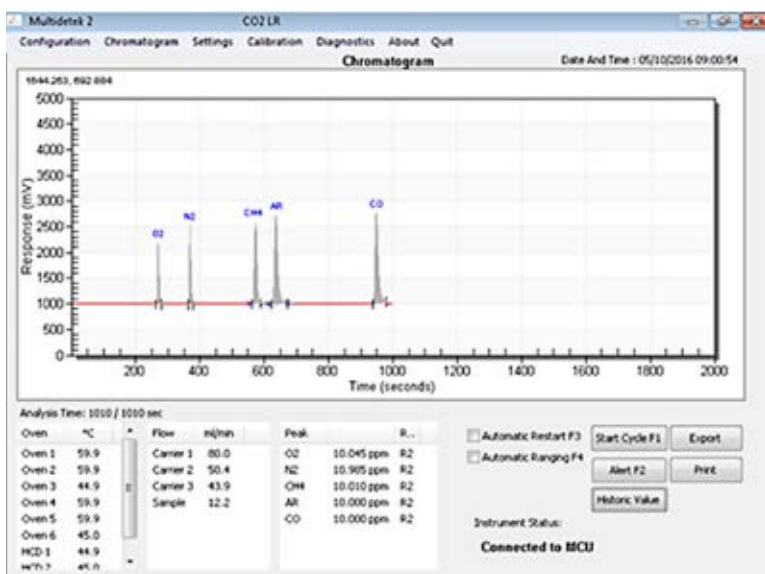


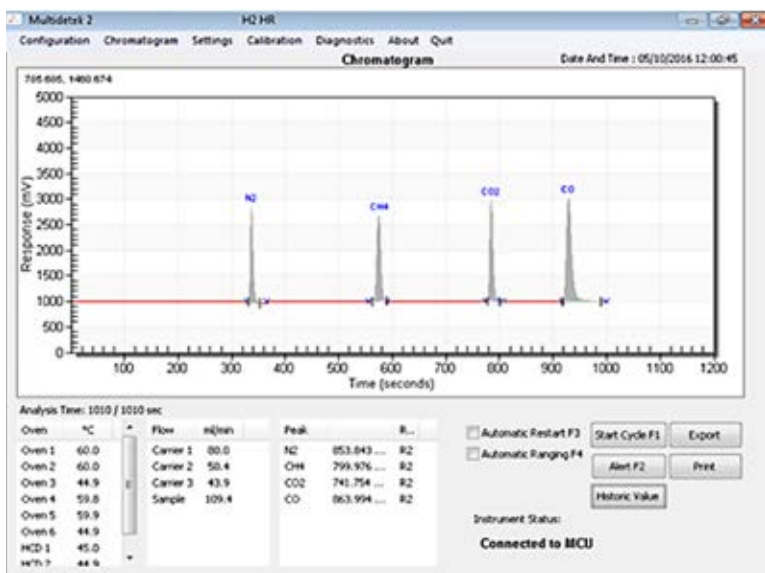
Figure 2: chromatogram of trace impurities in Argon (Low range ppb/ppm)



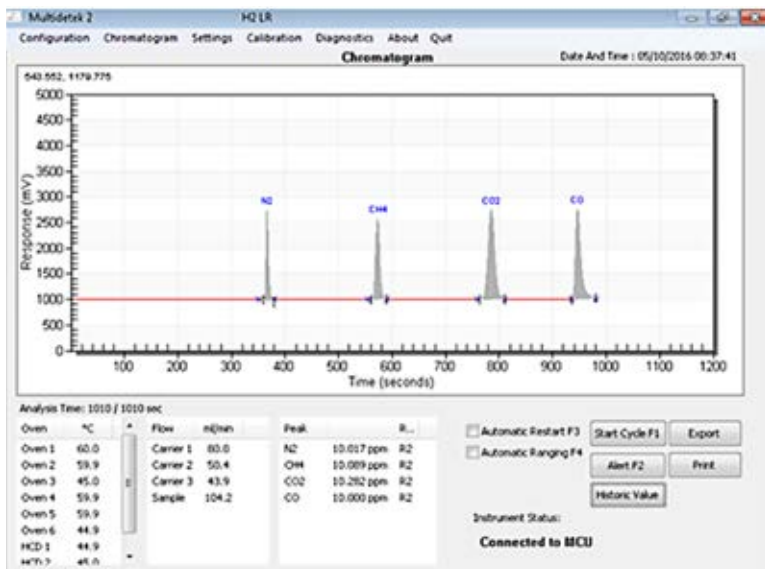
**Figure 3:**  
chromatogram of trace impurities in Carbon Dioxide  
(High range ppm)



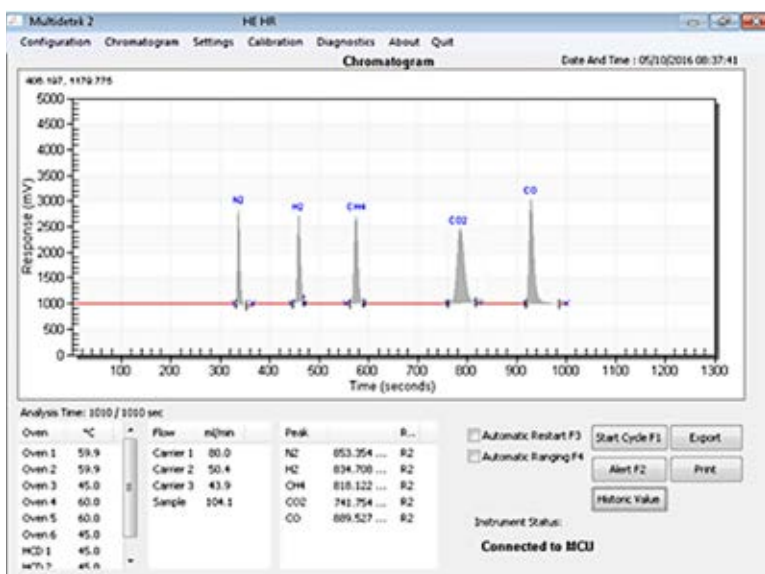
**Figure 4:**  
chromatogram of trace impurities in Carbon Dioxide  
(Low range ppb/ppm)



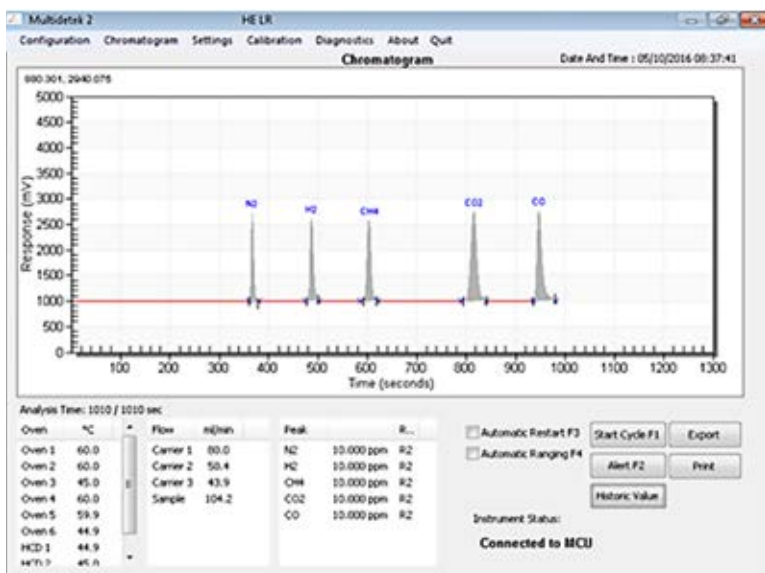
**Figure 5:**  
chromatogram of trace impurities in Hydrogen  
(High range ppm)



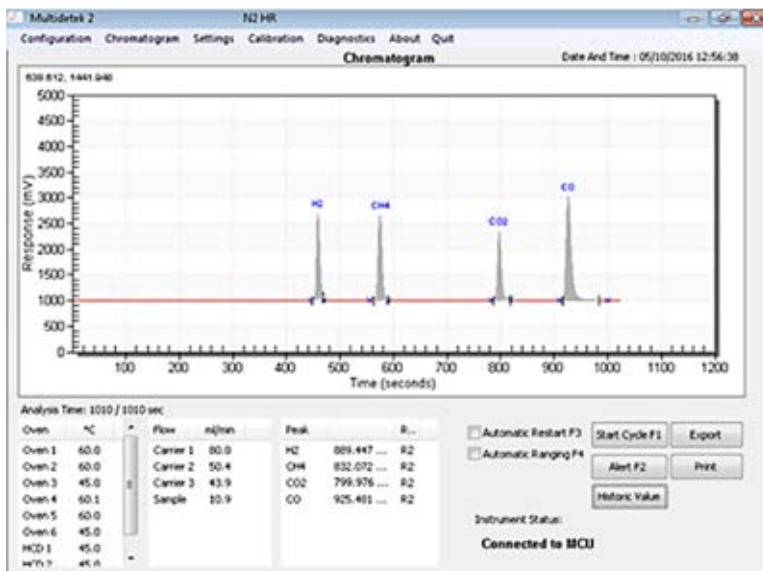
**Figure 6:**  
chromatogram of trace impurities in Hydrogen  
(Low range ppb/ppm)



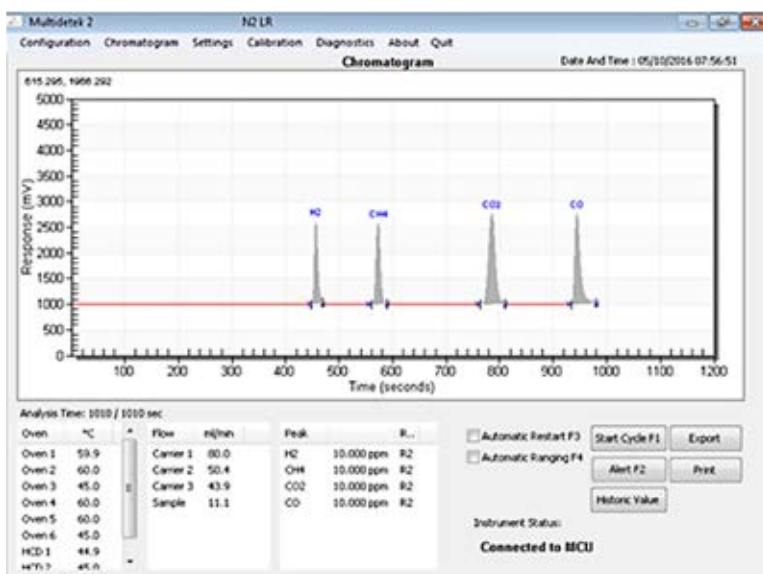
**Figure 7:**  
chromatogram of trace impurities in Helium  
(High range ppm)



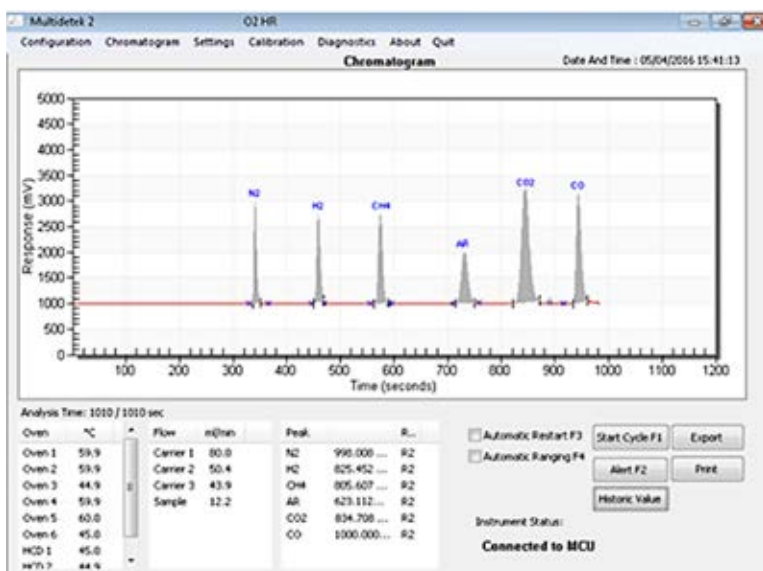
**Figure 8:**  
chromatogram of trace impurities in Helium  
(Low range ppb/ppm)



**Figure 9:**  
chromatogram of trace impurities in Nitrogen  
(High range ppm)



**Figure 10:**  
chromatogram of trace impurities in Nitrogen  
(Low range ppb/ppm)



**Figure 11:**  
chromatogram of trace impurities in Oxygen  
(High range ppm)

COMPONENT	CONCENTRATION	PEAK HEIGHT	NOISE	LDL (3X NOISE)
H2 (fig.8)	10.000 ppm	1621 mV	0.7 mV	12.9 ppb
Ar (fig.4)	10.000 ppm	1780 mV	0.4 mV	6.7 ppb
O2 (fig.4)	10.045 ppm	1320 mV	0.6 mV	13.7 ppb
N2 (fig.2)	10.006 ppm	1821 mV	0.5 mV	8.2 ppb
CH4 (fig.6)	10.089 ppm	1612 mV	0.6 mV	11.3 ppb
CO (fig.10)	10.000 ppm	1806 mV	0.9 mV	14.9 ppb
CO2 (fig.6)	10.282 ppm	1823 mV	0.8 mV	13.5 ppb

Note: other LDL could be obtained with different injection volume and chromatographic condition

**Figure 12**

## CONCLUSION:

Our complete integrated gas analysis solution guarantees the best performances and robustness for any applications combining multiple impurities in multiple streams and/or bulk gas types. It is compact and compatible with standards of the industry.



# 3.0 APPLICATION NOTE

## 3.3 PETROCHEMICAL





# APPLICATION NOTE

# LD12-08



## Analysis of Sulfurs with the PlasmaDetek

The analysis of sulfurs can now be performed using the PlasmaDetek technology. With its sulfurs selective mode, the analysis of low ppb sulfurs can be easily quantified.

### PLASMADETEK CONFIGURATION:

The PlasmaDetek is configured with one output signal to be selective to sulfurs.



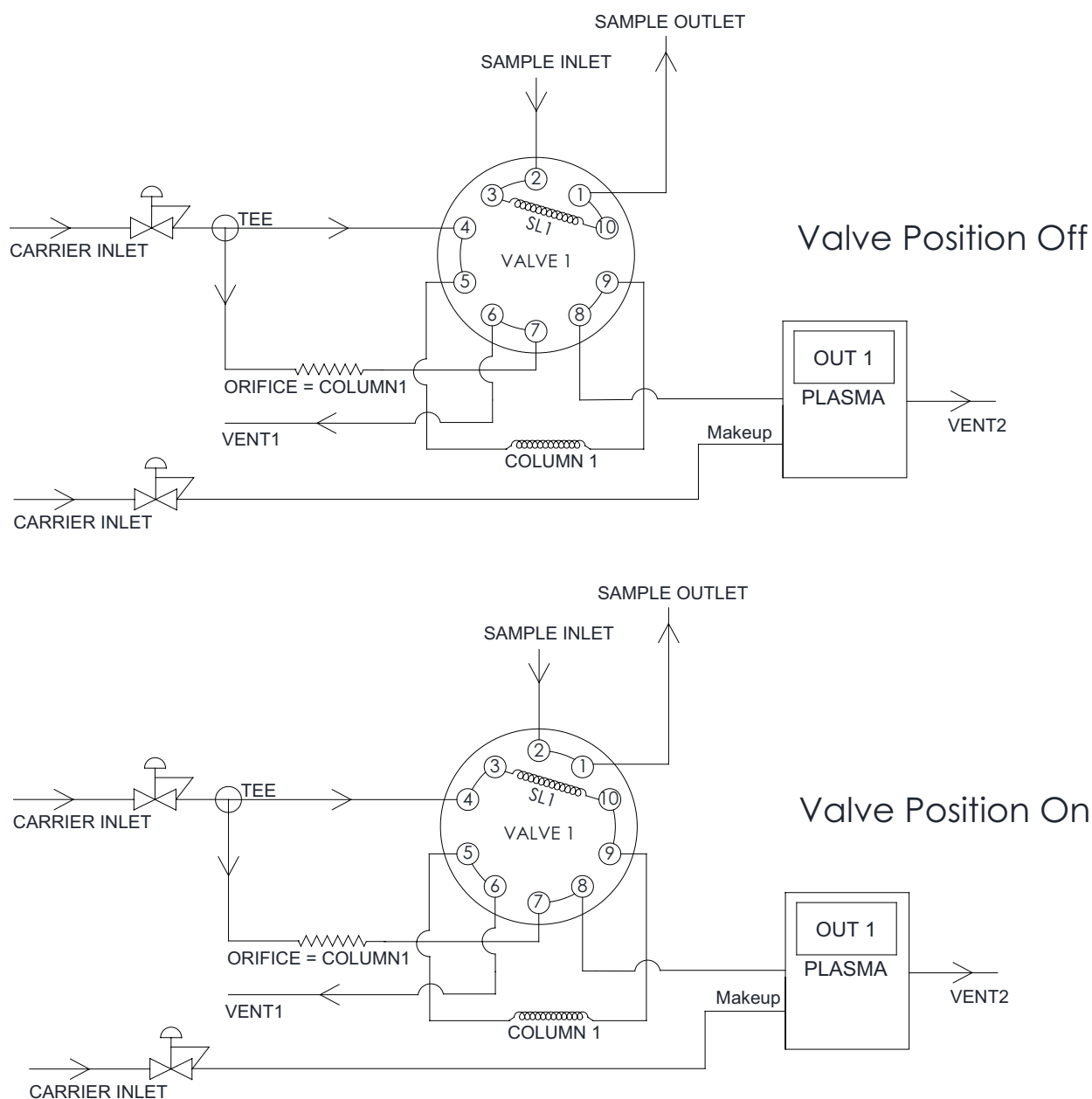
Figure 1: PlasmaDetek detector

This is a stand-alone detector system that requires only **argon or helium** as carrier gas to make the measurement. No need of doping gas or other devices to make it selective to sulfurs.

### CHROMATOGRAPHY CONFIGURATION:

The detector can be used with different configurations to run the sulfurs analysis. As example, the H<sub>2</sub>S and COS analysis in balance nitrogen has been tested using a 2 meter RT-XLSulfur column from Restek with a backflush to detector configuration using a 10 ports diaphragm valve. The carrier flow rate has been adjusted to 5sccm using helium (**Argon can also be used as carrier gas to reduce operational cost**).

The diaphragm valve is first set to "position on" to allow the sample injection through the chromatographic column. Most of the nitrogen and/or air are then vented out of the system. The valve position is hold to "position on" until the major parts of the nitrogen and/or air have been vented out. The valve is then set to "position off" just before the hydrogen sulfide elution time to avoid venting it out. The sulfurs impurities then flow back through the 2 meter RT-XLSulfur and goes one by one to the PlasmaDetek for analysis.

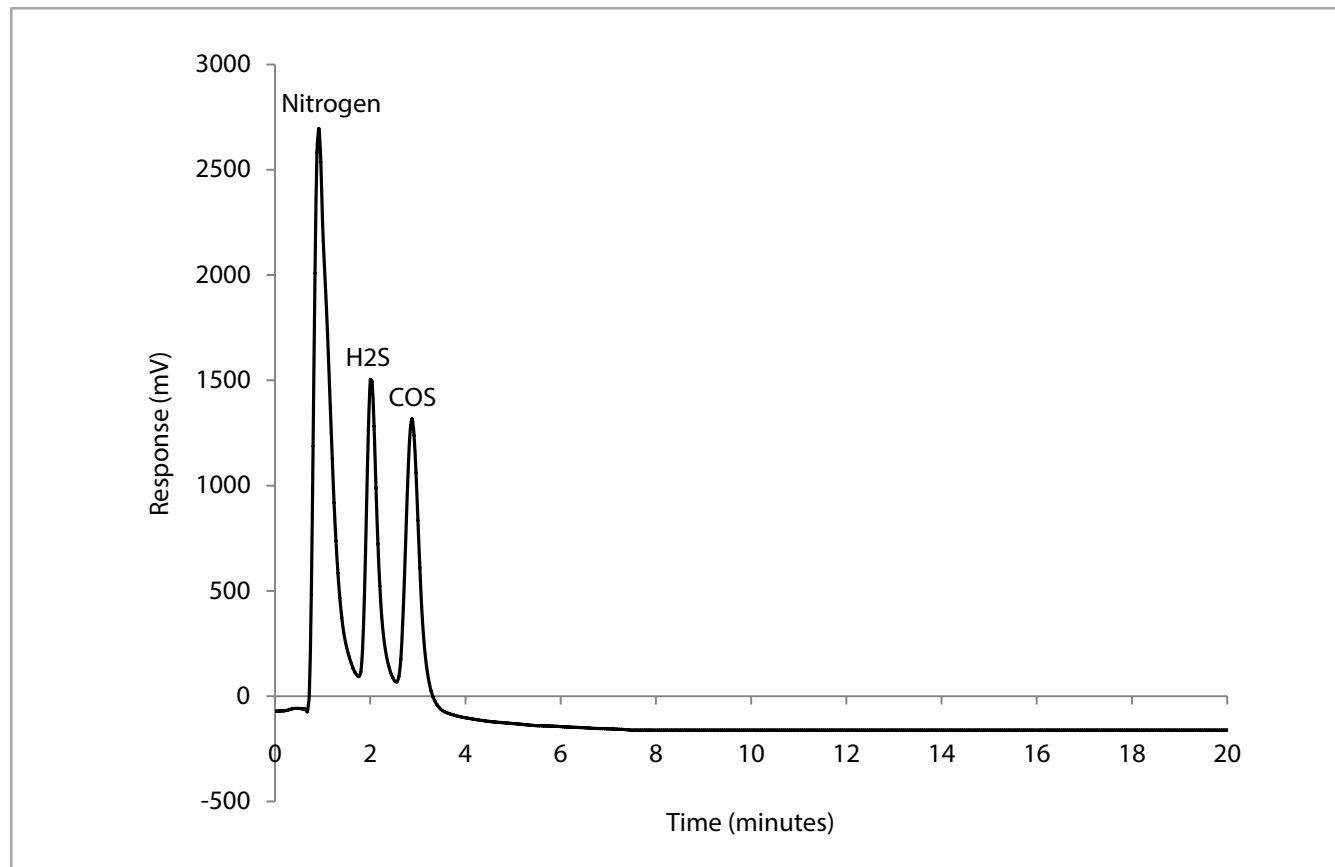


- One PlasmaDetek selective to sulfurs
- Helium carrier gas: 5 cc/min
- 1 x 10 ports diaphragm valve
- 1 x 2 meters RT-XLSulfur micro packed column
- 1 x sampling loop: 250  $\mu$ l

**Figure 2:** Plumbing configuration for analysis of H<sub>2</sub>S & COS in balance Nitrogen

## RESULTS AND PERFORMANCE:

**Figure 3** shows a chromatogram run with this configuration with a sample containing ppm H<sub>2</sub>S and COS in a nitrogen balance. The chromatogram demonstrates the high sensitivity and selectivity to sulfurs in comparison with pure nitrogen.



**Figure 3:** Mixture 10ppm H<sub>2</sub>S, 9ppm COS in balance Nitrogen

**Figure 4** shows the performance of the PlasmaDetek system obtained with the configuration described above. The results demonstrate the high level of sensitivity to sulfurs.

COMPONENT	CONCENTRATION	PEAK HEIGHT	NOISE	S/N	LOD (ppb) S/N = 3	LOQ (ppb) S/N = 5
Hydrogen sulfide	10 ppm	1410 mV	0.054 mV	26111	1.10	1.9
Carbonyl sulfide	9 ppm	1302 mV	0.054 mV	24111	1.11	1.8

**Figure 4:** LOQ and LOD calculation

## APPLICATIONS:

The PlasmaDetek can be easily installed in any laboratory, industrial or portable gas chromatography system. For the sulfurs analysis, the use of a portable unit is often required since the GC system needs to be moved at different locations. The ability of the PlasmaDetek to offer a quick purging and stabilization makes it ideal for portable unit like demonstrated on figure 5.



**Figure 5:** PlasmaDetek installed in a portable unit

## CONCLUSION:

Using the PlasmaDetek, the analysis of sulfurs can be performed with success. The possibility to use argon or helium as carrier gas gives more flexibility and allows reducing operational cost. Its ability to be very sensitive to sulfurs simplifies the chromatographic configuration. This is a cost effective and maintenance free system that offers many benefits.

# APPLICATION NOTE

# LD13-03



## Measurement of H<sub>2</sub>S and COS in Syngas with MultiDetek 2



▲ MultiDetek 2

Syngas (Synthesis gas) a fuel gas mixture, primarily composed of hydrogen, carbon monoxide and carbon dioxide, is mainly used as intermediate in creating synthetic natural gas (SNG) or ammonia or methanol.

To be able to use a clean and environmental friendly fuel and feedstock, the sulfurs compounds must be removed. Right analysis tool is needed to ensure that the concentration of sulfurs is kept at the minimum desired level.

### LDETEK SOLUTION:

The MultiDetek 2 (MD2) along with the PlasmaDetek technology bring an ideal and cost effective solution to monitor hydrogen sulfide (H<sub>2</sub>S) and carbonyl sulfide (COS) in syngas.

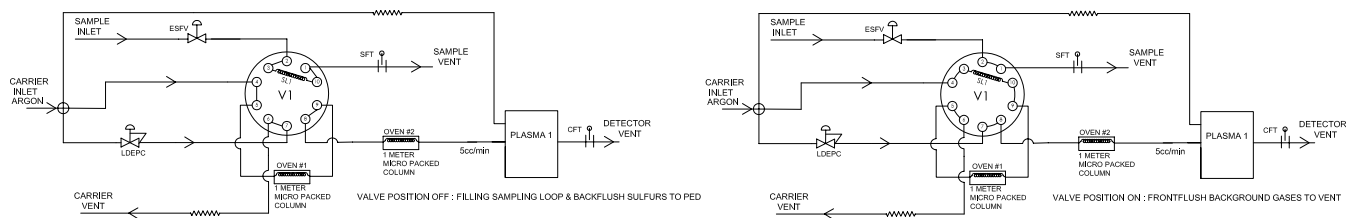
Other common technologies used on the market, like SCD (Sulfur Chemiluminescence Detector) or FPD (Flame Photometric Detector), need hydrogen and air. By using the PlasmaDetek and argon as carrier gas, the MD2 gives a low cost of operation and safer solution. All safety installation for the supply of hydrogen is avoided.



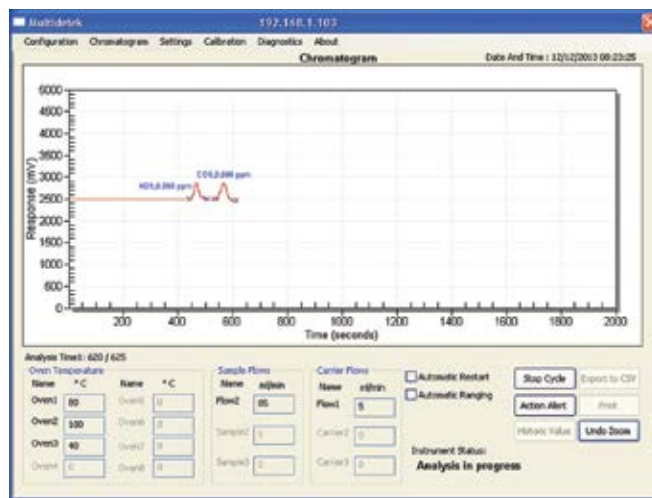
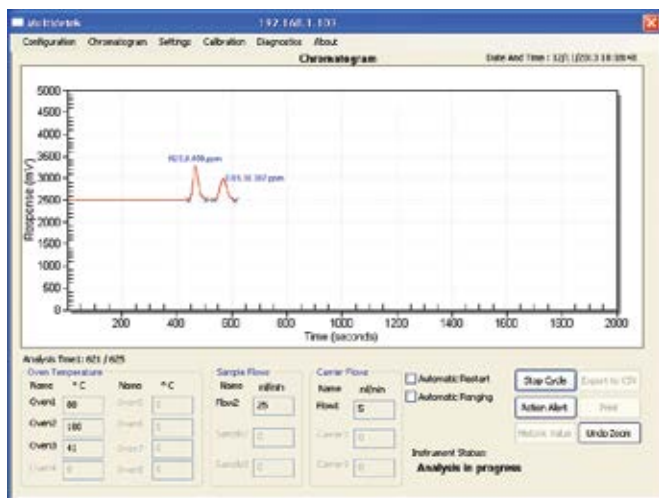
▲ PlasmaDetek

A simple frontflush configuration is used to get rid of the synthesis gas background with the first column. The sulfurs compounds are then well separated by the second column and sent to the PlasmaDetek (PED) especially configured for sulfurs gases. With the use of micro packed type columns, the system can operate with very low carrier flow consumption. The use of argon as carrier gas brings the system even more interesting cause of the low operational cost due to low cost of Argon gas.

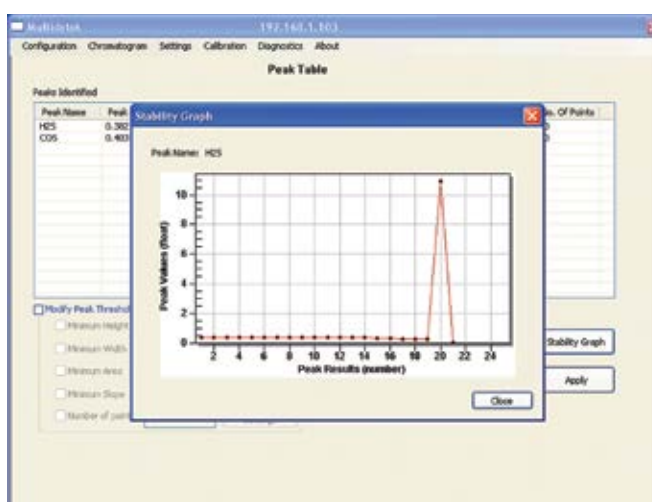
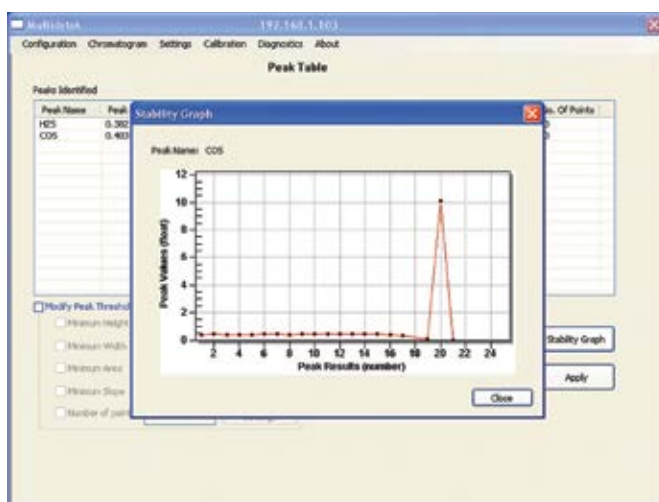
Such MultiDetek operates with column carrier flow of 5sccm. A make up gas of 20sccm is required to the detector to allow good stability and sensitivity. No additional gases or consumables parts are required what minimize the operation and installation cost.



With the combination of the PlasmaDetek and argon carrier gas, detection as low as a few ppb is possible.



Analysis results showing stability on 19 consecutive cycles for H<sub>2</sub>S & COS at concentration of 400ppb. Then switch on span gas at 10ppm for H<sub>2</sub>S & COS, then switch on zero gas for H<sub>2</sub>S & COS.



With the user friendly interface and the configuration of the MD2, it is easy to use the instrument as a process control device or simply a laboratory gas chromatograph to make sporadic analysis.



# APPLICATION NOTE

# LD16-05



## Refinery gas analyses with MultiDetek2 compact gas chromatograph and PlasmaDetek2 gas detector



▲ MultiDetek2

▲ PlasmaDetek2

The analysis of trace permanent gases has many different fields of application in the petrochemical industry. One of the most important is for controlling the manufacturing process and the product quality. For example, some contaminants as carbon monoxide and carbon dioxide tend to deteriorate the catalysts in the propylene and ethylene polymer grade production.

An instrument for monitoring trace impurities is then required. Many different GC techniques are available on the market. Most of the techniques use a combination of TCD, FID and methanizer for the trace analysis of H<sub>2</sub>-O<sub>2</sub>-N<sub>2</sub>-CH<sub>4</sub>-CO-CO<sub>2</sub> in propylene and ethylene. More precisely, an FID and a methanizer are used to trace CH<sub>4</sub>-CO and CO<sub>2</sub>. A TCD with Hydrogen or Helium carrier gas is used to trace O<sub>2</sub>-N<sub>2</sub> detection. Finally, a second TCD with Argon or Nitrogen carrier gas must be added to trace H<sub>2</sub> detection. These solutions require complex GC solutions with multiple detectors and multiple gas sources for carrier, fuel and air. On top of that, an FPD must be added in some cases when the trace analysis of H<sub>2</sub>S is required.

### LDETEK SOLUTION:

The MultiDetek2 compact GC solution combined with the PlasmaDetek2 (PED) can perform the analysis of low concentration H<sub>2</sub>-O<sub>2</sub>-N<sub>2</sub>-CH<sub>4</sub>-CO-CO<sub>2</sub> in different petrochemical gases as propylene, ethylene, propane, butylenes, butane and some others.

This solution offers the advantage of having a single detection technology based on plasma emission detector to achieve detection limits from ppb to ppm as required for this type of application. A single carrier gas source is necessary. It can be Helium or Argon depending on the availability of gases on site.

The method is configured with 2 channels merging in one PlasmaDetek2(PED). The first channel has a 10 port injection/backflush diaphragm valve with a Q Bond pre- column that allows the elution of H<sub>2</sub>-O<sub>2</sub>-N<sub>2</sub>-CH<sub>4</sub>-CO as one peak and then vent out the heavier gases. The second column is a molecular sieve used for the separation of the previously mentioned impurities that will go one by one to the PED through a diaphragm selection valve. The second channel will use the same hardware configuration as the first channel except that no molecular sieve column will be added. Then, after the elution of CO<sub>2</sub> through the pre- column, the heavier impurities as propylene, ethylene and others will be vented out of the system. Again, the CO<sub>2</sub> will be redirected to the PlasmaDete2 through the selection valve.

For some other RGA applications, it is also required to measure some light hydrocarbons and sulfurs. For these cases, the MultiDetek2 is so flexible that the configuration can be modified to achieve such measurement capability in the same compact chassis.

For example, the trace H<sub>2</sub>S analysis can be added in the same channel as the one already used to trace CO<sub>2</sub> with the Q Bond column. No need to add extra detector as FPD or PFPD as generally used since the same PlasmaDetek2 can detect low concentration sulfurs. In the case that H<sub>2</sub>S is added, then coated gas lines must be used to reduce surface adsorption. The detector doesn't have to be modified since it is made of Quartz, which is perfectly inert to trace sulfur.

For the light hydrocarbon analysis using the same MultiDetek2, a diaphragm valve network channel combined with Alumina type column and a second PlasmaDetek2 configured for hydrocarbons can be added. It is also possible to add an FID detector in the same unit if required.

**THE MULTIDETEK2 CAN BE USED IN MANY DIFFERENT APPLICATIONS. FIELDS RELATED TO THE REFINERY GAS ANALYSES.**



RESULTS:

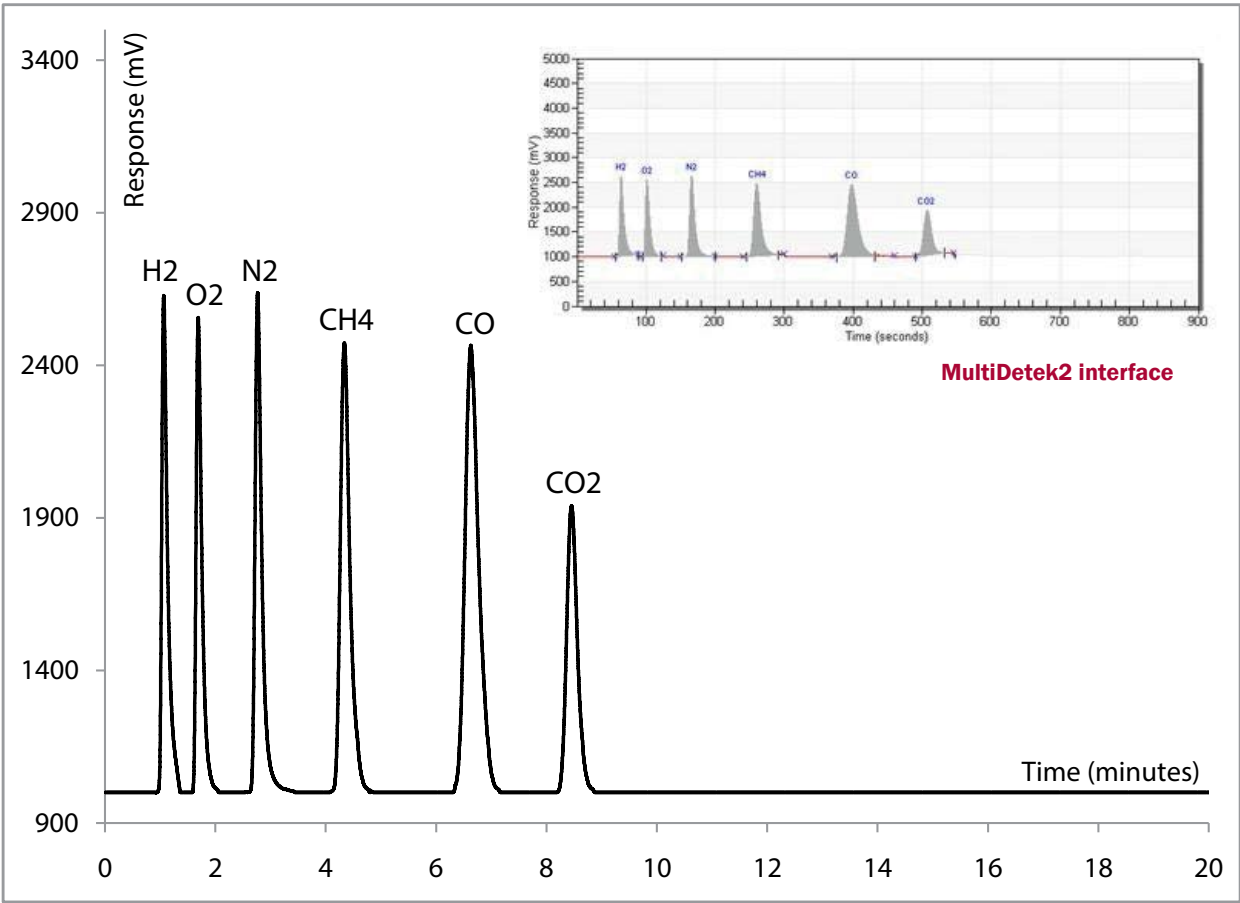


Figure 1: Chromatogram of trace impurities in balance Propylene

Historic Values

	H2	O2	N2	CH4	CO	CO2
0:31	8.103	9.177	10.531	9.687	9.675	5.186
7:05	8.090	9.163	10.532	9.680	9.578	5.193
3:39	8.140	9.185	10.545	9.674	9.544	5.198
0:14	8.113	9.184	10.537	9.657	9.578	5.171
4:03	8.044	8.981	10.532	9.657	9.475	5.188
0:37	8.155	9.197	10.564	9.695	9.578	5.198
7:11	8.155	9.209	10.586	9.694	9.695	5.113
3:46	8.253	9.129	10.596	9.668	9.578	5.138
0:19	8.232	9.163	10.655	9.638	9.535	5.198
5:53	8.233	9.226	10.612	9.602	9.544	5.226
3:28	8.017	9.163	10.564	9.628	9.475	5.193
0:02	8.265	9.271	10.545	9.602	9.475	5.233
5:35	8.218	9.267	10.579	9.644	9.578	5.198
3:10	8.155	9.129	10.564	9.657	9.696	5.236

More... On Chart... Ok Delete Cancel

Figure 2: Results showing stability from a mixture cylinder containing trace impurities in balance gas Propylene

COMPONENT	CONCENTRATION	PEAK HEIGHT	NOISE	LDL (3X NOISE)
H <sub>2</sub>	8.155 ppm	2701 mV	2.2 mV	0.020 ppm
O <sub>2</sub>	9.129 ppm	2655 mV	1.5 mV	0.015 ppm
N <sub>2</sub>	10.564 ppm	2740 mV	1.1 mV	0.012 ppm
CH <sub>4</sub>	9.657 ppm	2501 mV	2 mV	0.023 ppm
CO	9.696 ppm	2482 mV	2.5 mV	0.029 ppm
CO <sub>2</sub>	5.236 ppm	2010 mV	2.1 mV	0.016 ppm

Note: other LDL could be obtained with different injection volume and chromatographic conditions

**Figure 3: LDL based on 3 times noise ratio**

## CONCLUSION:

With this simple method, the MultiDetek2 compact and robust GC brings an innovative solution for this type of application. The platform also offers the standard industrial communication protocols, the remote connectivity and a built- in or external PC with software interface. The refinery gas analysis market can now have a compact, robust and flexible GC analyzer using a single detector type (PlasmaDetek2) and a single carrier type to cover the whole range of applications.







# 3.0 APPLICATION NOTE

## 3.4 AGRICULTURE



3.0 APPLICATION NOTES



# APPLICATION NOTE

# LD15-01



## Measurement of hydrocarbons, including the organic hormone (Ethylene) in CO<sub>2</sub> production with MultiDetek-2 and PlasmaDetek-E.



MultiDetek-2

A Greenhouse CO<sub>2</sub> environment is commonly used for the production of organics like fruits, plants and flowers. In this case, the production and control of the CO<sub>2</sub> gas purity are critical to ensure the proper growth of the organics.

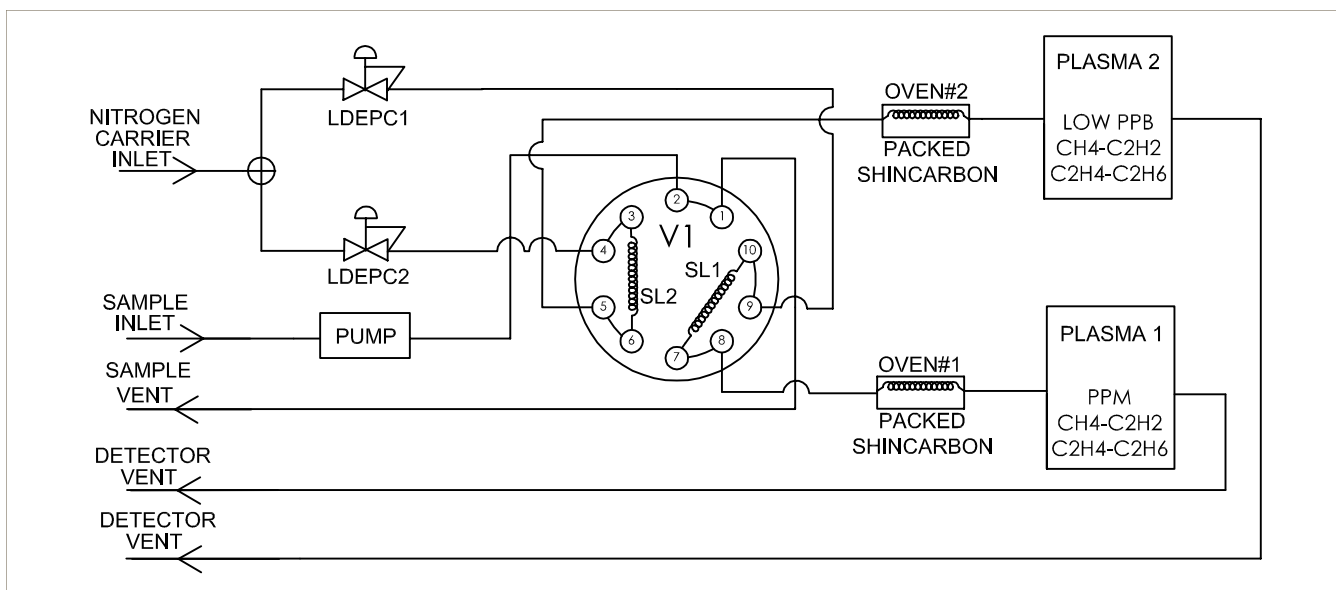
### LDETEK SOLUTION:

The recovery of the flue gas waste is one major source of low cost CO<sub>2</sub> production and it is also part of an environmental well-known solution. The sample gas is extracted from the flue gas or the pure CO<sub>2</sub> source by the gas provider via a sampling unit. After cooling it back to an acceptable temperature, the sample is filtered and dried by sampling filters and a dew point dryer. After this step, a sample pump is simply carrying the sample with a limited flow at a fixed pressure to the MultiDetek-2 and other flue gas sensors. The analyzers are located on the outside of the catalyst building. The sample gas is pumped from the MultiDetek-2 integrated pump that is used to fill the sampling loops for analysing.

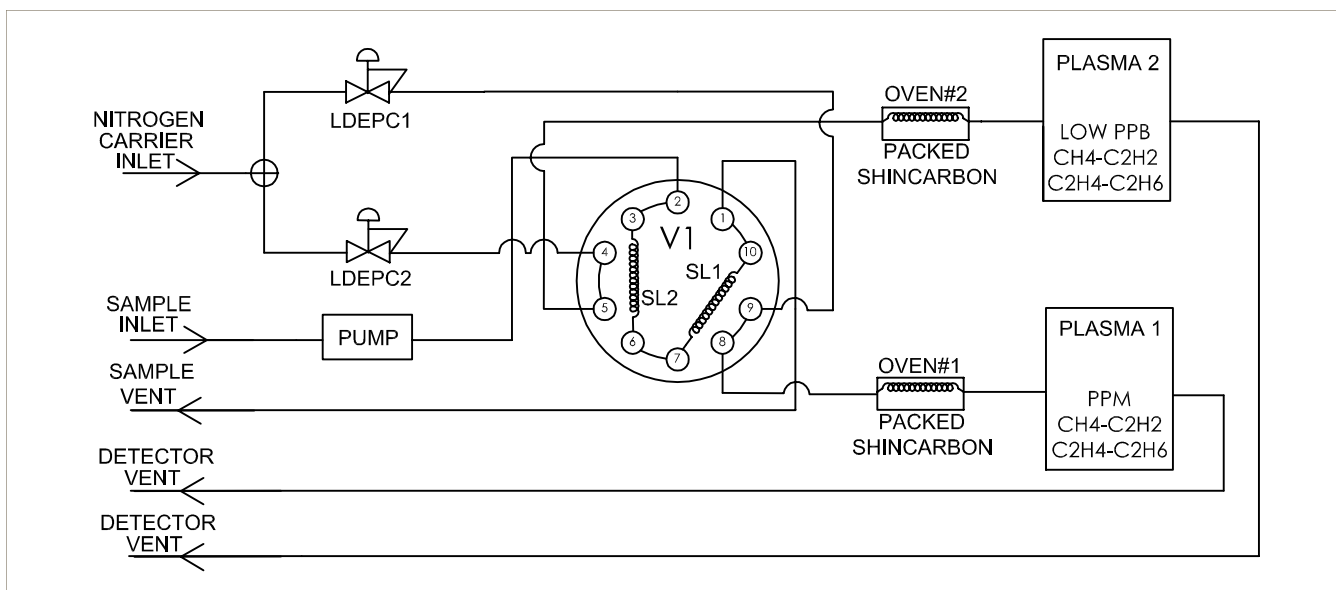


PlasmaDetek-E

\*Patent pending



**MultiDetek-2 configuration diagram 1: Valve position OFF: Filling both sampling loops**



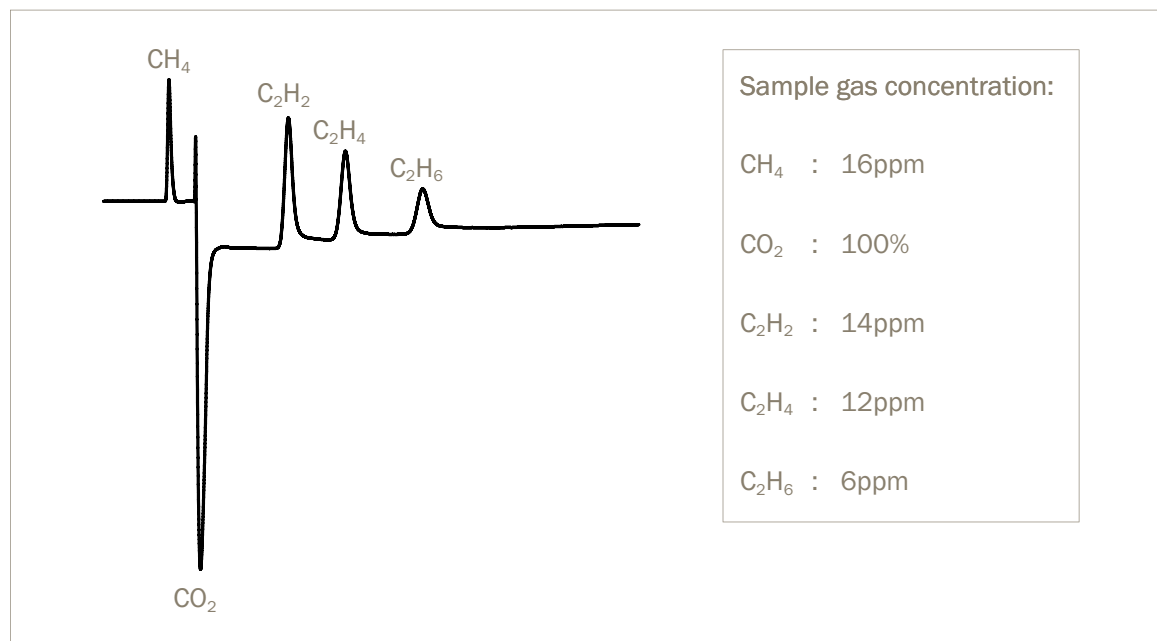
**MultiDetek-2 configuration diagram 2: Valve position ON: Injecting both sampling loops in dual channels and running parallel analysis**

A ten-port double injection valve is configured to inject both sampling loops at the same time through the dual channels. Each channel is configured with a Shincarbon packed column mounted in an isothermal or mini-programmable oven. The loop sizes and Plasma configurations allow a detection range going from 5ppb up to 3000ppm (other ranges are easily configurable depending on the requested application). The analysis time is speed up by using parallel chromatography technique and the possibility of using the LDetek mini-programmable ovens. This way, the high ppm and low ppb can be analyzed simultaneously to allow the full control of the process. The MultiDetek-2 will automatically select the appropriate channel depending on the sample impurity concentrations detected during the analysis.

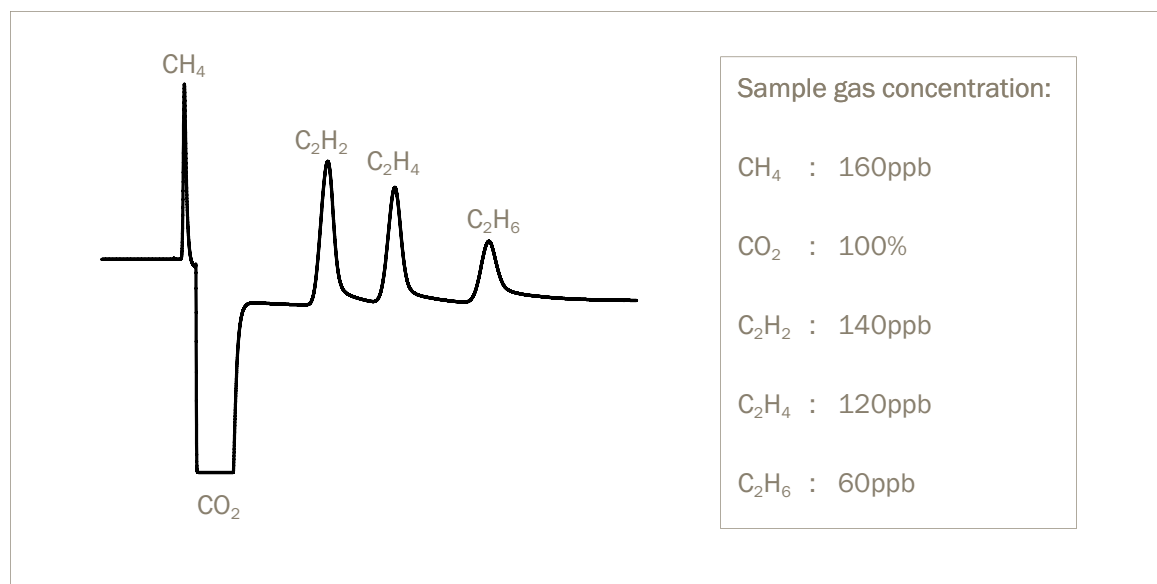
The enhanced selectivity of the LDetek PlasmaDetek-E (patent pending) gives the possibility of using a single injection configuration. This easy to use technique improves the system performances, accelerates the analysis time and reduces the maintenance interventions.

Conventional solutions will tend to use an FID for such analysis. However, such technology requires complex and costly installation with air and fuel gas supplies. Moreover, the safety surrounding the use of an FID becomes complex. Other alternative solution to an FID is the use of a conventional HID or a PED that are non selective to hydrocarbons in CO<sub>2</sub> matrix. This solution will lead to the use of complex chromatography configuration with heartcut valves to remove the interference of CO<sub>2</sub> background gas over the hydrocarbons.

## RESULTS:



**Chromatogram 1:** Ppm hydrocarbon in pure CO<sub>2</sub> measured in MultiDetek-2 Channel #1



**Chromatogram 2:** Low ppb hydrocarbon in pure CO<sub>2</sub> measured in MultiDetek-2 Channel #2


## CONCLUSION:

With its user-friendly interface and the simple configuration of this compact MultiDetek-2 GC, it is easy to use the instrument as a process control instrument that is a perfect fit for this Greenhouse application. Combined with the PlasmaDetek-E (patent pending) which is using a single Nitrogen source as carrier gas, this unique solution provides all the advantages to have a performing and reliable system for continuous monitoring of the CO<sub>2</sub> purity for Greenhouse.



# 3.0 APPLICATION NOTE

## 3.5 ELECTRONIC GASES & SEMICONDUCTOR





# APPLICATION NOTE

# LD15-02



## Measurement of part per billion Ar and N2 in oxygen for semiconductor industry



MultiDetek2 ▲

The oxidation of silicon is a common and frequent step in the manufacture of integrated circuits (IC). The semiconductor industry requires the production of Ultra High Purity oxygen for the wafer production.


### LDETEK SOLUTION:

The oxygen pipeline purity that goes to the semiconductor industry must be properly measured to ensure that there is no contaminant in it. It is critical and challenging to measure the ppb content of argon and nitrogen impurities in oxygen. The conventional technique used for such application is with a heated Oxy-Trap system combined with HID or conventional PED. Such technique requires a complex chromatography system with periodic Oxy-Trap regeneration with hydrogen. The operations of such system require a lot of maintenance and specialist interventions on a routine basis. The limitation of the lifetime of the trap reduces the continuous operation. Depending on the system condition, the Oxy-Trap has to be regenerated more or less once a week.

Our solution consists of eliminating all the consumables and ensuring continuous operation without maintenance and specialist intervention. Moreover, LDetek can also offer an all in one solution using the MultiDeteks-2 combined with the PlasmaDetek-E for monitoring the CO, CO2 and some hydrocarbons which are critical impurities to measure for semiconductor gases.

#### Measuring Ar in oxygen :

A first channel using a straight 10 port double injection diaphragm valve V1 combined with the LDetek unique ArgoTek packed column to separate part per billion argon from pure oxygen at an isothermal temperature of 45° Celsius with a carrier flow rate of 20-30sccm. The helium is used as carrier gas source. There is no need of cryogenic or Oxy-Trap system as commonly used. As simple as a basic injection through our ArgoTek packed column to conduct the accurate analysis of argon in oxygen.



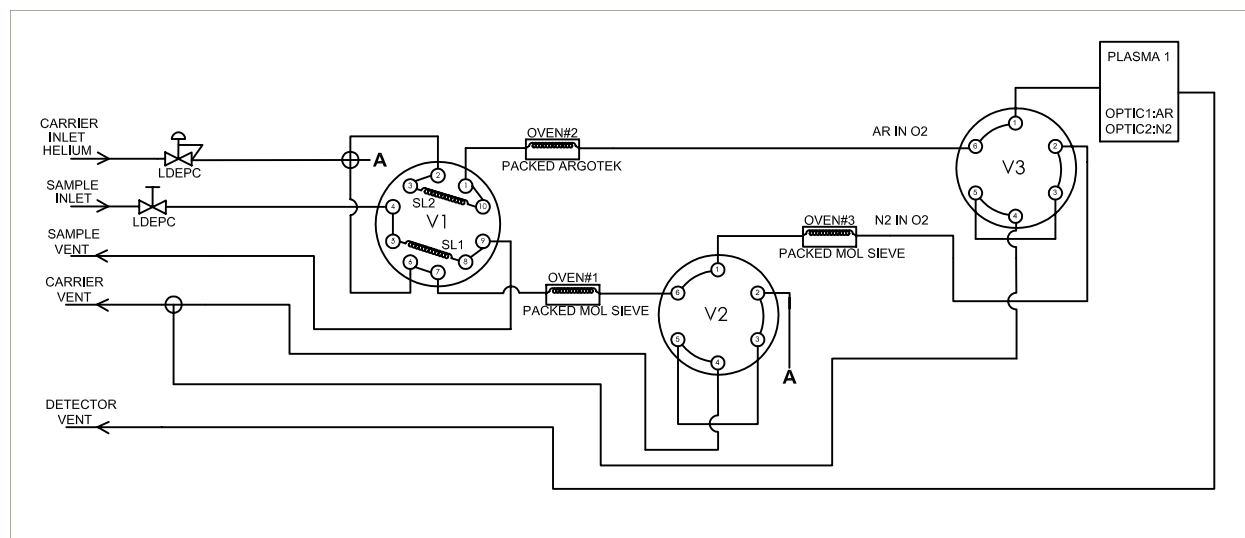
▲ PlasmaDetek-E  
\*Patent pending

## Measuring N2 in oxygen :

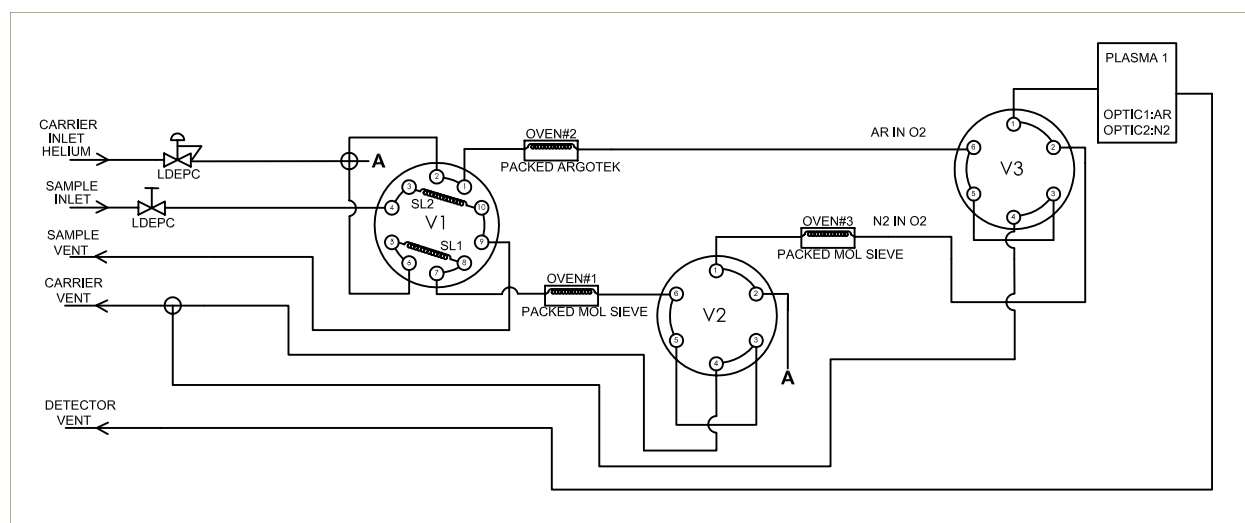
A second channel still using the same straight diaphragm injection valve V1 is used to perform the analysis of N2 in oxygen with two packed molecular sieve columns combined with a Heartcut diaphragm valve V2. One more time, this configuration allows the measurement of N2 in oxygen without the use of a complex Oxy-Trap system. Both channels are selected accordingly at the right time with the selection diaphragm valve V3.

## PlasmaDetek-E configuration for measuring Ar & N2 in oxygen :

The PlasmaDetek-E used for this system has a selective configuration to block the interference coming from the oxygen matrix. A specific optic circuit having its wavelength for measuring selectively the argon is mounted in the PlasmaDetek-E. Another specific optic circuit also having its wavelength for selectively measuring the N2 is in place. The appropriate optic circuit is automatically selected at the proper elution time to allow peak integration. The selectivity of the PlasmaDetek-2 for the Ar-N2 in oxygen gives the ability to have an easy to use system allowing quick analysis time even at ultra low concentration.



**MultiDetek-2 configuration diagram 1:** V1 position OFF: Filling loop #1 and injecting loop #2  
V2 position OFF: Catch N2 peak from the first Packed Mol Sieve in Oven #1 to the second Packed Mol Sieve in Oven #2  
V3 position OFF: Select channel #2 for Ar in O2 to the PED



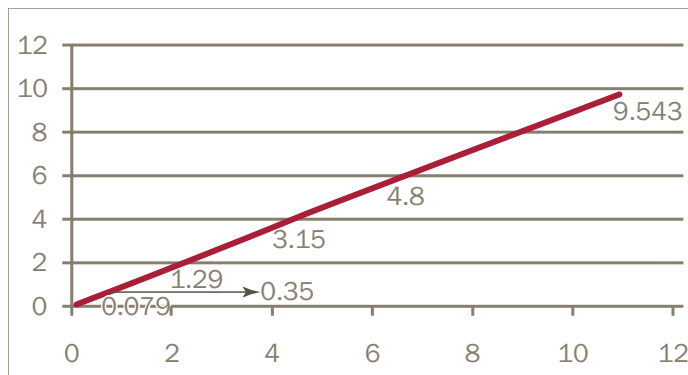
**MultiDetek-2 configuration diagram 2:** V1 position ON: Injecting loop #1 and filling loop #2  
V2 position ON: Venting oxygen out of the system  
V3 position ON: Select channel #1 for N2 in O2 to the PED



## RESULTS: Linearity on a 0-10ppm range

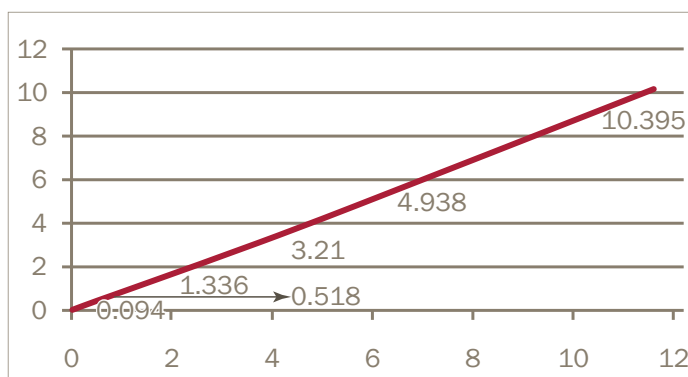
### Argon impurity

DILUTED GAS (PPM)	CALCULATED VALUE (PPM)
0.081	0.079
0.35	0.31
1.3	1.29
3.13	3.15
4.73	4.8
9.6	9.543

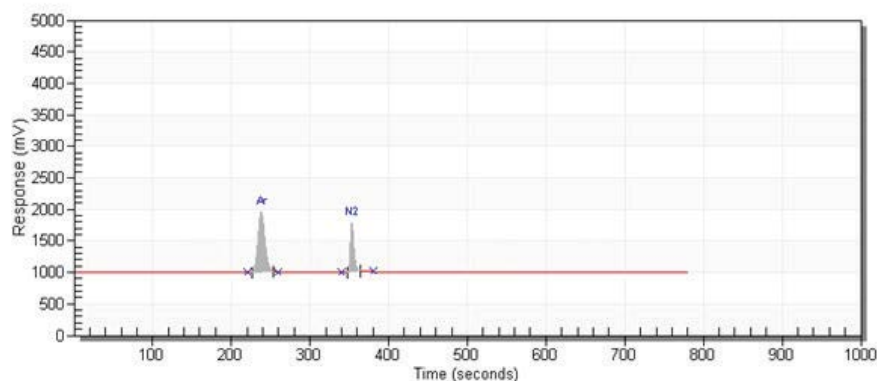


### Nitrogen impurity

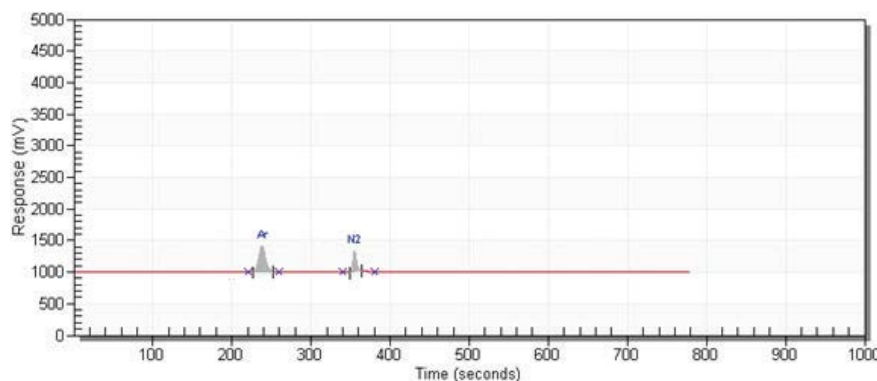
DILUTED GAS (PPM)	CALCULATED VALUE (PPM)
0.097	0.094
0.53	0.518
1.4	1.336
3.36	3.21
5.07	4.938
10.3	10.395



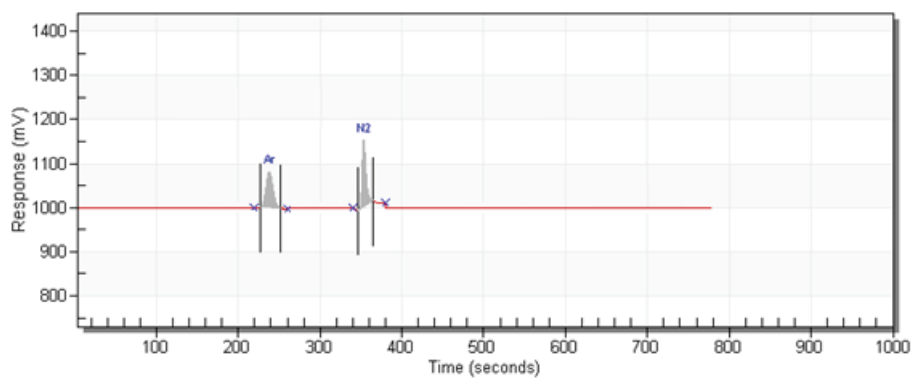
## LOW PPB CHROMATOGRAM EXAMPLES:



**Chromatogram 1:**  
61ppb Ar & 77ppb N2 in pure oxygen



**Chromatogram 2:**  
30ppb Ar & 38ppb N2 in pure oxygen



**Chromatogram 3:**  
3ppb Ar & 3.8ppb N2 in pure oxygen

#### LDL calculation

COMPONENT	CONCENTRATION	PEAK HEIGHT	NOISE	LDL (3X NOISE)
Ar	3ppb	95 mV	1.5 mV	0.1 ppb
N <sub>2</sub>	3.8ppb	156 mV	2.7 mV	0.2 ppb

Note: other LDL could be obtained with different injection volume and chromatographic conditions

#### CONCLUSION:

With its user friendly interface and the simple configuration of this compact MultiDetek-2 GC, it is easy to use the instrument as a process control analyser that is a perfect fit for this semiconductor application. The enhanced sensitivity and selectivity of the PlasmaDetek-E allows extreme low limit of detection. Combined with the LDetek exclusive ArgoTek column, it makes this system perfectly suitable for semiconductor industry.

# APPLICATION NOTE

# LD15-04



## Measurement of silane purity in electronic gases industry using PlasmaDetek-E and MultiDetek2



▲ PlasmaDetek-E  
\*Patent pending

▲ MultiDetek2

Silane ( $\text{SiH}_4$ ), more properly known as monosilane and alternately called silicon tetrahydride or silicane, is a highly flammable and hazardous chemical compound containing silicon (87.45%) and hydrogen (12.55%). With silicon comprising 87.45% of its content by weight, pure silane is a primary source of high-purity silicon for use in industry. It is a critical gas in the manufacture of semiconductor devices, display panels and other electronic devices. The analysis of ultra low part per billion of permanent gases in silane is required for measuring the silane purity. The use of the LDetek compact & industrial MultiDetek2 GC combined with the PlasmaDetek-E is the perfect fit for this domain of application.

### LDETEK SOLUTION:

Handling highly flammable gases like silane requires a high level of safety and this is what LDetek offers with its built-in sample purging and monitoring system inside the MultiDetek2 compact GC. This system consists of 4 steps of safety:

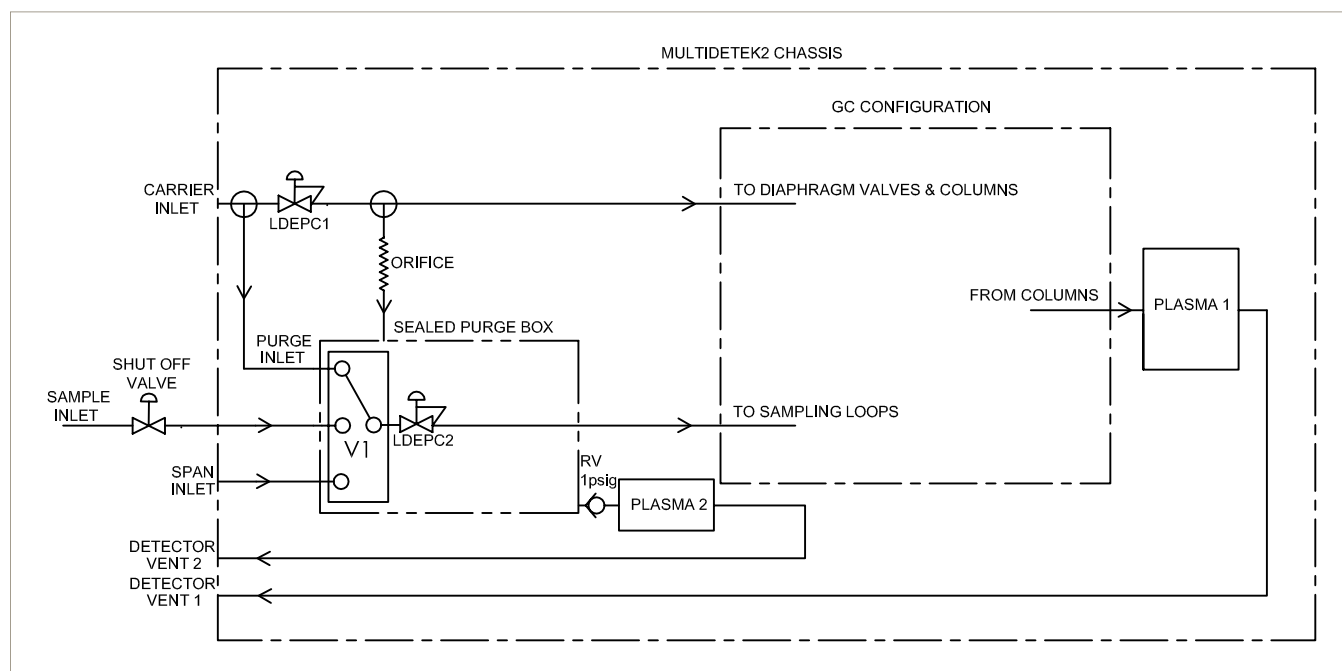
**Step 1:** The sample gas flow path external to the purge box is fully welded offering no possibility of leakage.

**Step 2:** A selection valve (V1) is mounted before the diaphragm valves used for filling the sampling loops in the system. That selection valve (V1) is configured to allow silane to go to the sampling loops only for a predetermined period of time, just before the start of each

analysis. The short period of time is configured in the factory and depends on the system configuration. The rest of the time, the selection valve (V1) is switched to a purge gas, which is normally the same gas type as the carrier gas of the system for purging the sampling loops. In the eventuality of leakage on the sampling loops or on the injection diaphragm valves, the reduced period of time introducing silane in the injection valves combined with the low pressure operation and small volume will avoid any potential hazardous situation.

**Step 3:** A sealed purge box containing the sample flow electronic pressure controller (LDEPC2) and the diaphragm selection valve (V1) is mounted in the MultiDetek2 chassis. That box is normally purged with the same gas type as the carrier gas used for the system. That environment requires low purge flow rate of about 10-30 sccm through a fixed orifice depending on the system configuration. The box is fully ambient air free and the system is ready to use after a short period of about 20-30 minutes depending on the system configuration. This waiting period is only required for initial start-up since once the MultiDetek2 has carrier flow going in it, the box is continuously on purge. Having a box fully purged with UHP carrier gas eliminates the ignition risk in potential presence of silane. A 1psig relief valve (RV) is mounted on the box to build up a minimum sealing pressure and to maintain a constant purge with the carrier gas.

**Step 4:** The sealed purge box is continuously monitored using a micro PED (PLASMA2) to selectively measure trace N2 to ensure there is no air contamination in the sealed box to avoid the ignition in the potential presence of silane. If trace of air is measured in the purge box by the micro PED (PLASMA2), then an alarm is activated to shut off the flow of silane gas inside the MultiDetek2. The shut-off valve must be mounted external to the MultiDetek2 chassis. The feedback signal controlling the shut off valve comes from the MultiDetek2. It is required to maintain the sample gas pressure coming to the shut-off valve below 10psig to minimize the risk of ignition.



The flow type selected by the selection valve (V1) is controlled with the electronic flow controller (LDEPC2) to ensure a stable and constant flow rate whichever the selected gas type.

The GC configuration for this application is configured with Stainless Steel purge diaphragm valves and MXT column types. At the end of the GC configuration, a PlasmaDetek-E detector is configured to selectively measure the impurities requested. Multiple channels can be configured depending on the application. For this application note, the analysis of H<sub>2</sub>-O<sub>2</sub>-N<sub>2</sub>-CH<sub>4</sub>-CO is measured through channel #1 and the CO<sub>2</sub> through channel#2. Both channels are combined together and go in the PlasmaDetek2 detector. The highly sensitive PlasmaDetek-E allows good detection limit, what is required for silane purity.

## RESULTS:

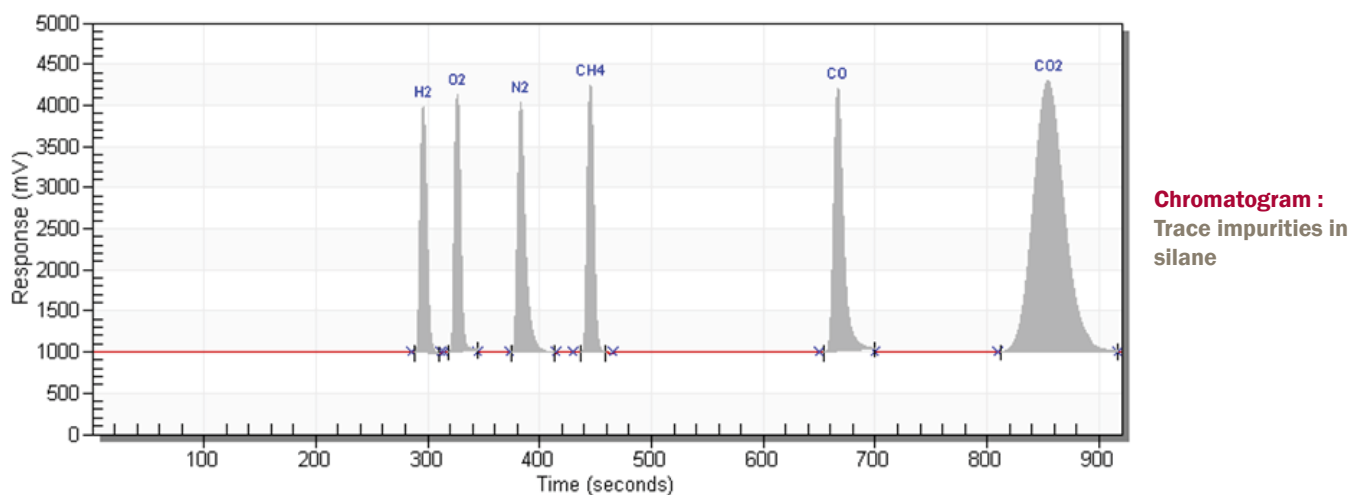


Chart : LDL calculation:

COMPONENT	CONCENTRATION	PEAK HEIGHT	NOISE	LDL (3X NOISE)
H <sub>2</sub>	808 ppb	2995 mV	3 mV	2.5 ppb
O <sub>2</sub>	810 ppb	3220 mV	3 mV	2 ppb
N <sub>2</sub>	810 ppb	3095 mV	2 mV	1.5 ppb
CH <sub>4</sub>	810 ppb	3335 mV	3 mV	2 ppb
CO	820 ppb	3297 mV	4 mV	3 ppb
CO <sub>2</sub>	820 ppb	3380 mV	3 mV	2 ppb

Note: other LDL could be obtained with different injection volume and chromatographic conditions

## CONCLUSION:

The PlasmaDetek-E and the MultiDetek2 combined with the highly safe continuous monitoring sampling system allow the measurement of silane purity with reduced risk. The N<sub>2</sub> monitoring of the purge box is essential to ensure there is no ignition risk inside the MultiDetek2.

The measurement of trace of impurities can be performed with a relatively short analysis time, and can offer very low limit of detection what is required for silane purity.

# APPLICATION NOTE

# LD16-03



## Measurement of part per billion H<sub>2</sub>-NMHC-CH<sub>4</sub>-N<sub>2</sub>-CO<sub>2</sub>-CO for semiconductor gases



It is well known in the semiconductor industry that measuring part per billion of permanent gases in ultra high purity gases as Helium, Argon, Oxygen, Nitrogen and Hydrogen is required. Such measurement ensures quality of the product.

### LDETEK SOLUTION:

Using the PlasmaDetek2 (PED) and the MultiDetek2 (GC), analyses of part per billion below 1ppb level become feasible all in one chassis. The analyses of the impurities H<sub>2</sub>-Ar-N<sub>2</sub>-CH<sub>4</sub>-CO-CO<sub>2</sub>-NMHC at concentration going down to single-digit ppb can be performed in multiple gas backgrounds. This application note will show the results obtained with a MultiDetek2 GC system having multiple configurations.

The MultiDetek2 system detection technology is based on the enhanced plasma emission detector (PlasmaDetek2). The specific configuration of the plasma detector that was used, allows a selective and sensitive detection of the desired impurities and blocks the undesired interference gases. Last years long-term work on the new patented plasma technology used for low ppb detection gives the ability to detect single-digit ppb down to 0.100ppb. It offers the capacity of measuring the complete gas matrix that appears on chart 1, all in one compact industrial GC chassis without the use of any traps as commonly installed by other GC manufacturers.

This document demonstrates the performances of the system by offering chromatograms, charts and graphs all obtained at low ppb concentration to show the real peak shapes and results. For more details about trace ppb Ar-N<sub>2</sub> as impurity, please refer to the application note LD15-02 that gives additional information.



## BACKGROUND GASES

## IMPURITIES

CONFIGURATION NAME	RANGE	H2 (LDL)	NMHC (LDL)	CH4 (LDL)	N2 (LDL)	CO2 (LDL)	CO (LDL)
Helium	0-500ppb	0.350ppb	0.400ppb	0.300ppb	0.100ppb	0.300pb	0.300ppb
Argon	0-500ppb	0.350ppb	0.400ppb	0.300ppb	0.100ppb	0.300pb	0.300ppb
Oxygen	0-500ppb	0.350ppb	0.550ppb	0.400ppb	0.200ppb	0.400pb	0.400ppb
Hydrogen	0-500ppb	X	0.400ppb	0.400ppb	0.200ppb	0.400pb	0.400ppb
Nitrogen	0-500ppb	0.350ppb	0.400ppb	0.400ppb	X	0.400pb	0.400ppb

**Chart 1: MultiDetek2 multiple configuration capabilities**

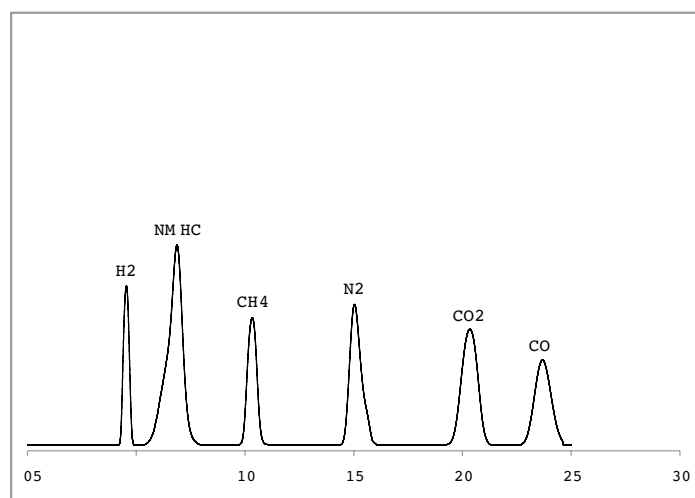
## RESULTS:

The results have been demonstrated using the most complicated configuration, which is Oxygen purity analyses. The chromatograms and results have been obtained by measuring different concentrations between 0ppb and 150ppb for the different impurities. It shows and defines the stability, the accuracy, the LDL and the linearity of such system.

## ACCURACY AND STABILITY:

The accuracy is demonstrated using 3 different concentrations in the range of 0-500ppb for which ten consecutive cycles have been performed. The delta of the minimum and maximum concentrations measured for the ten consecutive cycles is calculated for each impurity. The accuracy is obtained by dividing the delta on the average results. The accuracy results must be within +/- 0.250ppb or +/-10% of the measured value.

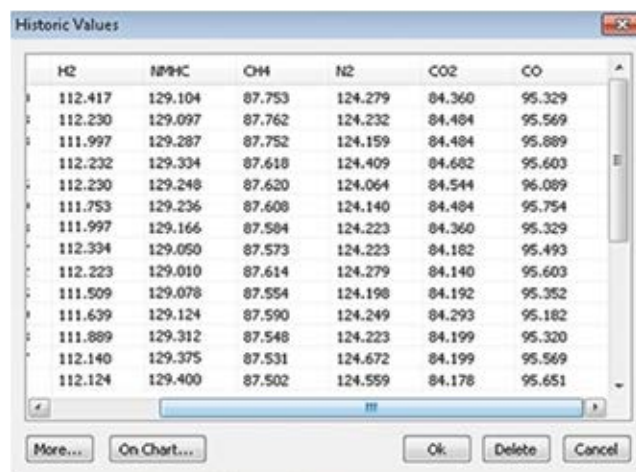
The results indicated on the chromatograms 1, 2, 3 combined with the charts 2, 3, 4 and the figures 1, 2, 3 show well how to interpret the results.



**Chromatogram 1:**  
One chromatogram example of low ppb trace impurities used for accuracy and stability calculation. Sample gas concentration appears in chart2.

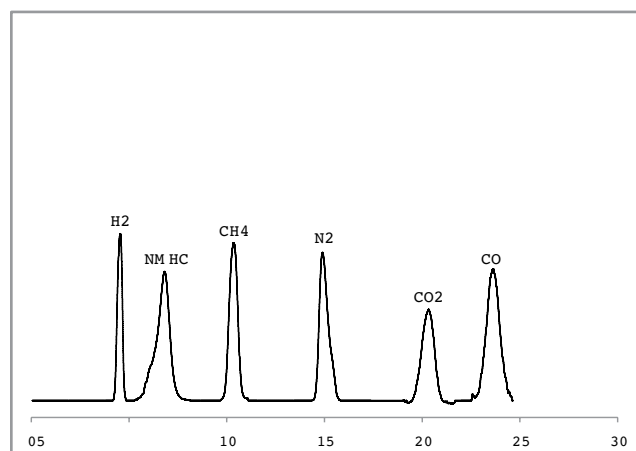
IMPURITIES	MD2 RESULTS PPB (MIN)	MD2 RESULTS PPB (MAX)	MD2 RESULTS PPB (AVG)	MD2 RESULTS PPB (DELTA)	ACCURACY (%)
Hydrogen	111.509	112.417	111.963	0.908	+/- 0.4
Non methane hydrocarbons	129.010	129.400	129.205	0.390	+/- 0.15
Methane	87.502	87.762	87.632	0.260	+/- 0.15
Nitrogen	124.064	124.672	124.368	0.608	+/- 0.25
Carbon dioxide	84.140	84.682	84.411	0.542	+/- 0.32
Carbon monoxide	95.182	96.089	95.635	0.907	+/- 0.47

**Chart 2:** Accuracy & stability (Results are dependent on the system conditions and can vary)



H2	NMHC	CH4	N2	CO2	CO
112.417	129.104	87.753	124.279	84.360	95.329
112.230	129.097	87.762	124.232	84.484	95.569
111.997	129.287	87.752	124.159	84.484	95.889
112.232	129.334	87.618	124.409	84.682	95.603
112.230	129.248	87.620	124.064	84.544	96.089
111.753	129.236	87.608	124.140	84.484	95.754
111.997	129.166	87.584	124.223	84.360	95.329
112.334	129.050	87.573	124.223	84.182	95.493
112.223	129.010	87.614	124.279	84.140	95.603
111.509	129.078	87.554	124.198	84.192	95.352
111.639	129.124	87.590	124.249	84.293	95.182
111.889	129.312	87.548	124.223	84.199	95.320
112.140	129.375	87.531	124.672	84.199	95.569
112.124	129.400	87.502	124.559	84.178	95.651

**Figure 1:** Results of ten consecutive cycles used for accuracy and stability calculation



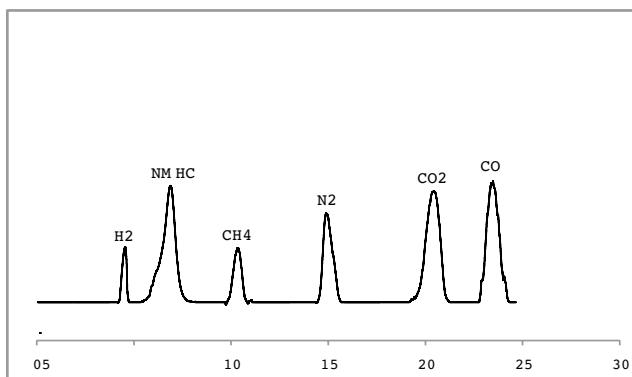
**Chromatogram 2:** One chromatogram example of low ppb trace impurities used for accuracy and stability calculation. Sample gas concentration appears in chart3.

IMPURITIES	MD2 RESULTS PPB (MIN)	MD2 RESULTS PPB (MAX)	MD2 RESULTS PPB (AVG)	MD2 RESULTS PPB (DELTA)	ACCURACY (%)
Hydrogen	37.726	38.686	38.206	0.960	+/- 1.25
Non methane hydrocarbons	24.927	25.526	25.226	0.599	+/- 1.19
Methane	36.472	37.150	36.811	0.678	+/- 0.92
Nitrogen	36.728	37.100	36.914	0.372	+/- 0.50
Carbon dioxide	26.103	26.729	26.416	0.626	+/- 1.18
Carbon monoxide	35.845	36.943	36.394	1.098	+/- 1.50

**Chart 3:** Accuracy & stability (Results are dependent on the system conditions and can vary)

	H2	NMHC	CH4	N2	CO2	CO
1	38.686	25.526	37.149	36.728	26.477	36.773
2	38.562	25.358	37.031	36.821	26.544	36.821
3	38.526	25.216	37.150	36.658	26.456	36.730
4	38.531	25.280	37.107	36.730	26.103	36.651
5	38.646	25.328	37.081	36.845	26.244	36.556
6	38.187	25.092	36.990	36.992	26.434	36.773
7	38.659	25.150	36.958	36.996	26.283	35.951
8	38.642	25.045	36.773	36.920	26.578	35.874
9	38.415	24.927	36.651	36.939	26.729	36.587
10	37.726	24.992	36.556	36.869	26.662	36.839
11	38.173	25.076	36.504	36.951	26.453	36.943
12	38.291	25.135	36.501	36.917	26.529	36.032
13	37.833	25.198	36.472	37.083	26.246	35.845
14	38.321	25.276	36.594	37.100	26.171	35.917

**Figure 2:** Results of ten consecutive cycles used for accuracy and stability calculation



**Chromatogram 3:** One chromatogram example of low ppb trace impurities used for accuracy and stability calculation. Sample gas concentration appears in chart4.

IMPURITIES	MD2 RESULTS PPB (MIN)	MD2 RESULTS PPB (MAX)	MD2 RESULTS PPB (AVG)	MD2 RESULTS PPB (DELTA max-min)	ACCURACY (%)
Hydrogen	7.079	8.051	7.565	0.972	+/- 6.42
Non methane hydrocarbons	8.985	9.235	9.110	0.250	+/- 1.37
Methane	5.721	6.517	6.119	0.796	+/- 6.50
Nitrogen	6.895	7.703	7.299	0.808	+/- 5.53
Carbon dioxide	5.648	6.302	5.975	0.654	+/- 5.47
Carbon monoxide	3.708	4.528	4.118	0.820	+/- 9.95

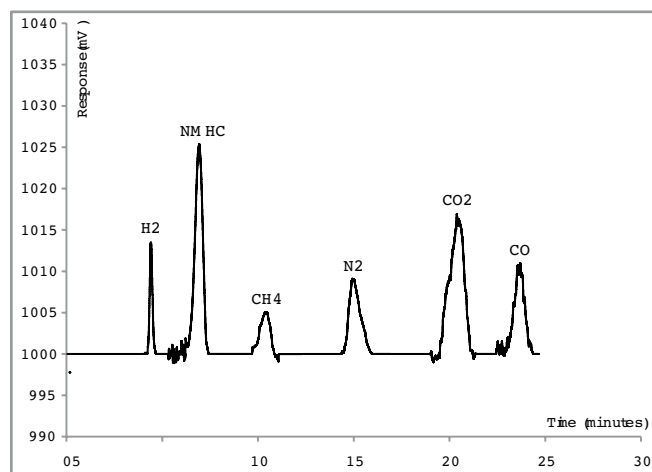
**Chart 4:** Accuracy & stability (Results are dependent on the system conditions and can vary)

	H2	NMHC	CH4	N2	CO2	CO
1	7.469	9.170	5.721	7.547	5.747	4.215
2	7.703	9.171	5.825	7.568	5.694	4.314
3	8.051	9.154	6.172	7.549	5.754	4.528
4	7.783	9.124	6.169	7.703	5.932	4.463
5	8.012	9.077	6.257	7.700	6.104	4.386
6	7.789	9.020	6.266	7.687	6.302	4.388
7	7.606	8.985	5.823	7.682	6.176	4.275
8	7.343	9.026	6.311	7.642	6.062	4.056
9	7.403	9.071	6.309	7.522	5.862	4.068
10	7.162	9.140	6.334	7.426	5.848	4.077
11	7.123	9.229	6.517	7.547	5.648	4.143
12	7.079	9.235	6.234	7.091	5.660	3.708
13	7.703	9.164	6.344	7.011	5.709	4.234
14	7.364	9.098	6.373	6.895	6.200	4.364

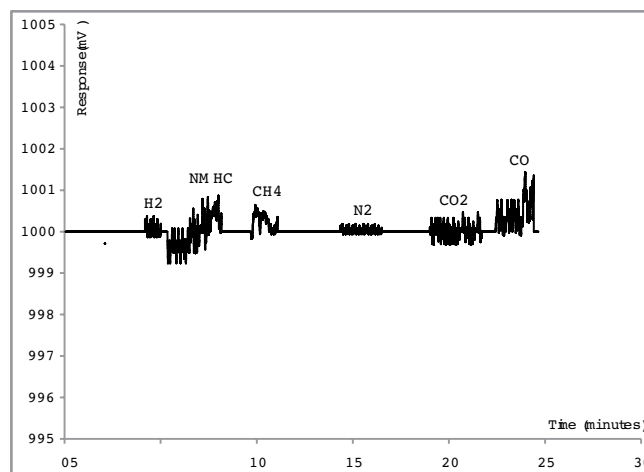
**Figure 3:** Results of ten consecutive cycles used for accuracy and stability calculation

## LOWER DETECTION LIMIT (LDL):

The limit of detection is identified by running an analysis below 5ppb of each impurity to identify the peak response height. Then, noise baseline identification is performed by running a cycle without valve actuation and measuring the noise level during the integration time of each impurity. The limit of detection (LDL) for each impurity is the relation between the peak response at a value below 5ppb and three times the noise level identified with baseline analysis. The results indicated on the chromatograms 4 & 5 combined with the chart 5 show well the performance of the system.



**Chromatogram 4:** One chromatogram example of low ppb trace impurities used for LDL calculation. Sample gas concentration appears in chart5.



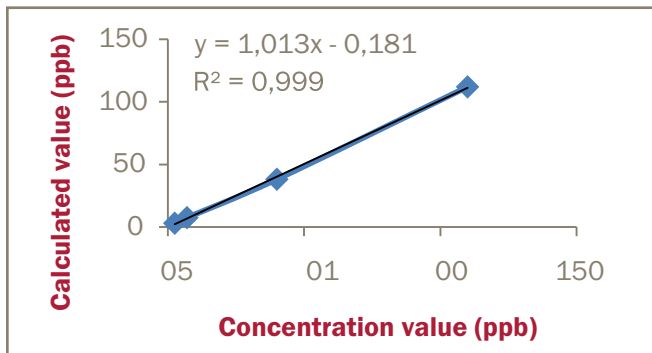
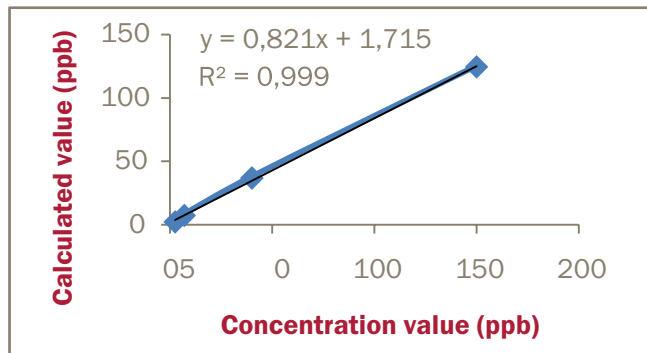
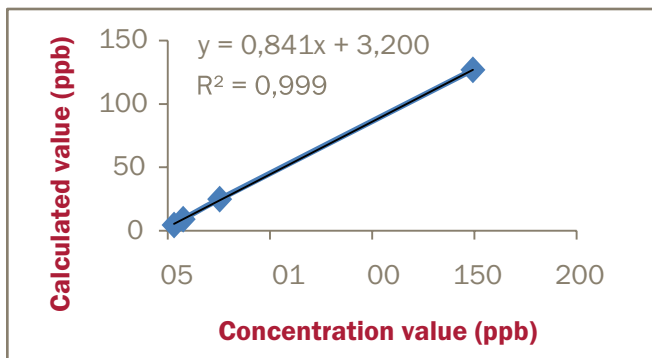
**Chromatogram 5:** Baseline noise analysis used for LDL calculation

IMPURITIES	SAMPLE CONCENTRATION	RESPONSE (MV)	NOISE (MV)	3X NOISE (MV)	LDL (PPB) (3X NOISE)
Hydrogen	3.1	13.49	0.48	1.44	0.331
Non methane hydrocarbons	3.2	25.34	1.47	4.41	0.556
Methane	0.9	5.01	0.74	2.22	0.398
Nitrogen	2.1	9.06	0.23	0.69	0.160
Carbon dioxide	2.3	16.93	0.76	2.28	0.309
Carbon monoxide	1.0	11	1.42	4.26	0.387

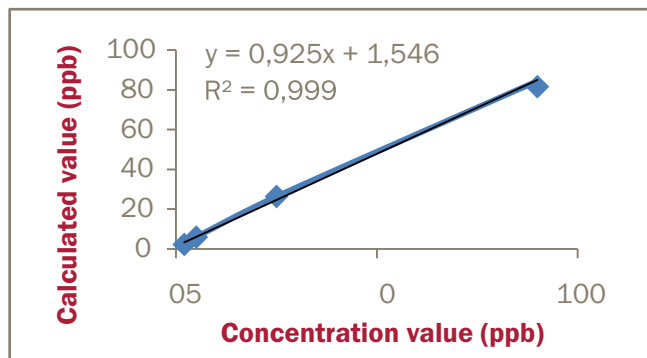
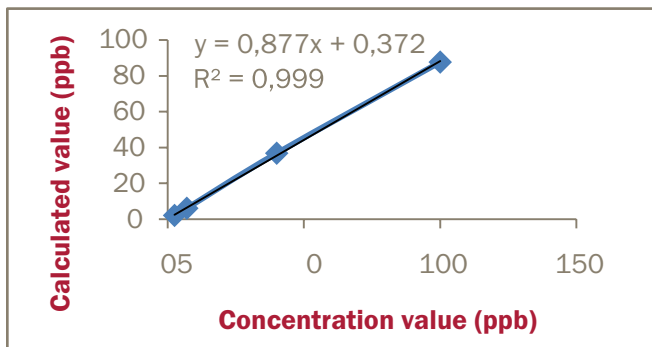
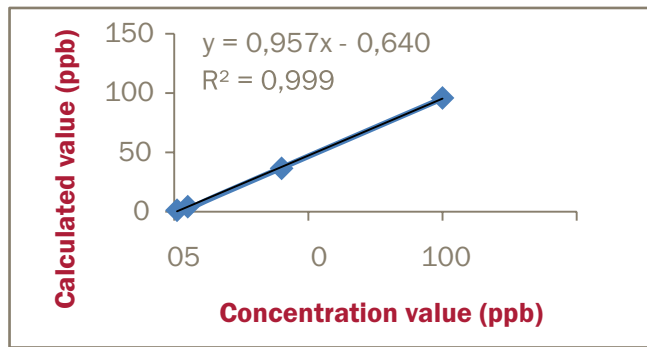
**Chart 5:** LDL calculation (results are dependent on the system conditions and can vary)

## LINEARITY :

The linearity is calculated by running a minimum of 10 cycles at four different concentrations between 0 and 500ppb. The average of the results of the 10 cycles is used to generate the calculated values which are compared to a linear trend in relation to the known concentration values. The graphs 1-2-3-4-5 and 6 show well the good linearity results for each impurity.

Graph 1:  $H_2$  peak linearityGraph 4:  $N_2$  peak linearity

Graph 2: NMHC peak linearity

Graph 5:  $CO_2$  peak linearityGraph 3:  $CH_4$  peak linearity

Graph 6: CO peak linearity

## CONCLUSION:

Combined with the patented PlasmaDetek2, the compact, industrial and rack mount GC MultiDetek2 is a great instrument when analysis of low ppb is required. This compact system is able to manage multiple background gases in a single 6U chassis. No need of extra trap system. With its industrial design, the MultiDetek2 can manage all standard industrial communication protocols and remotely control the streams with communication with high purity LDGSS stream selector. Its remote access also gives the ability to easily support the instrument from distance. Many more features are available in this system what makes it ideal for the semiconductor market.



# **3.0 APPLICATION NOTE**

## **3.6 NATURAL GAS**



3.0 APPLICATION NOTES



# APPLICATION NOTE

# LD15-09



## Measurement of THT in natural gas using MultiDetek2 and PlasmaDetek2



▲ MultiDetek2

▲ PlasmaDetek2

A quick analysis to trace tetrahydrothiophene (THT) in natural gas is required for controlling the amount of this odorant added in the natural gas. Due to its odor, the THT is used to detect any presence of gas leakage in natural gas distribution networks. The THT is composed of a five-membered ring containing four carbon atoms and a sulfur atom. It is also known as thiophane or thiolane. The THT is generally used in mixtures containing tert-Butylthiol (TBM) which is an organosulfur compound with the formula  $(CH_3)_3CSH$ . In the presence of TBM in natural gas, it is required to measure its concentration at low ppb/ppm because of its strong odor that causes nausea. The permissible exposure limit (PEL) is in the range of 500ppb and it is the reason why a highly sensitive detection system is required for measuring both THT and TBM in natural gas.

### LDETEK SOLUTION:

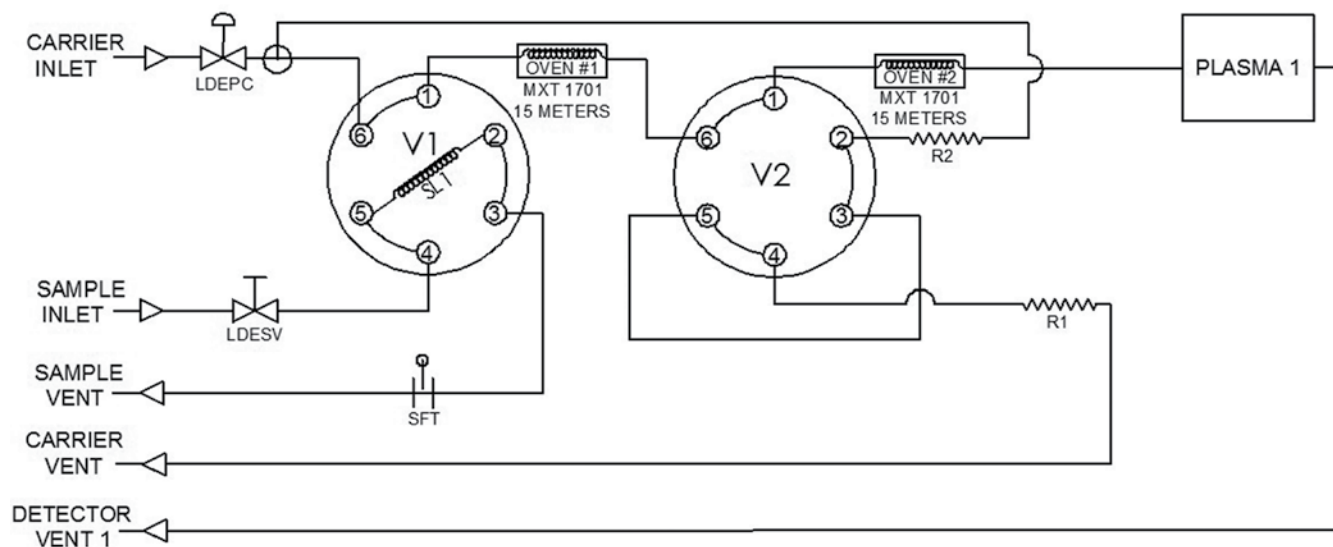
The use of a highly sensitive detection system (PlasmaDetek2) combined with a compact GC system (MultiDetek2) are required for such type of analysis where sensitivity, robustness and speed are necessary. The figure 1 shows the easy to operate 2-valve/2-column configuration used to achieve a quick analysis of THT at low ppb/ppm concentration with no interference from other gases present in natural gas. This type of configuration is straight and ensures a good stability of the measurement over time. The valves, tubing, fittings are made of coated stainless steel to ensure repeatability and durability of the system. The robustness of the injection and detection system makes this solution maintenance free on long-term operation.

According to the minimum detection limit that is required, the analysis time can vary. The figure 2 shows a chromatogram of such system having a limit of detection fixed at 31ppb. Analysis time is then fixed below 4 minutes, what is the average time generally required for this type of measurement. If quicker analysis time is requested, the system parameters can be easily modified to achieve lower cycle time analysis. That generally consists of sampling loop volume and system gain reduction to achieve a higher ppb detection limit.

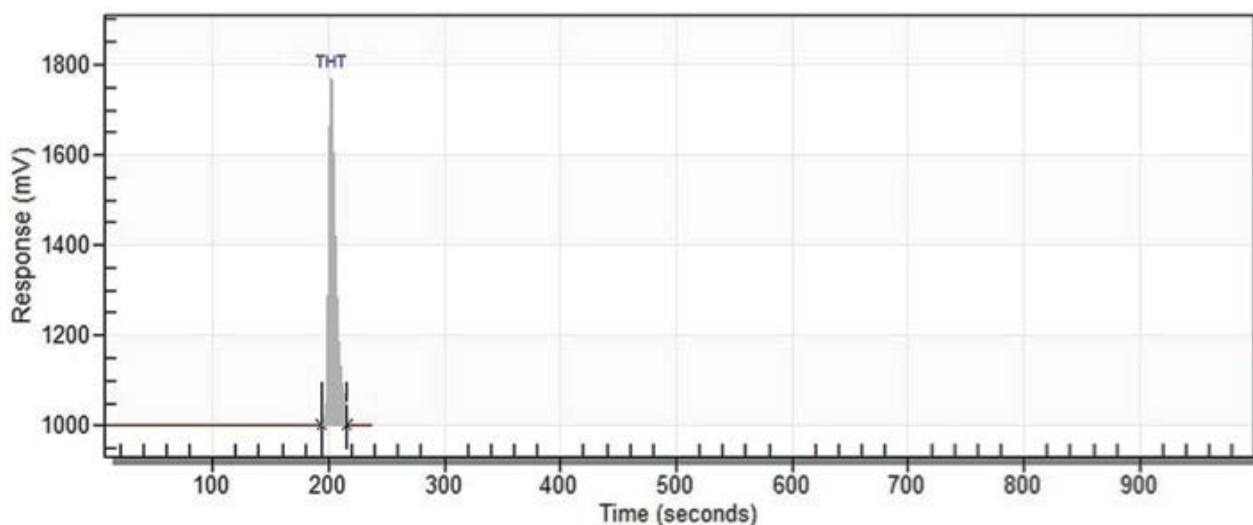
The PED detection system can be configured either with Helium or Argon as carrier gas depending of the sensitivity requested. It is a unique carrier gas source with low gas consumption for cost saving.

The analysis of tert-Butylthiol (TBM) can be added in the same MultiDetek2 compact GC still using PlasmaDetek2 (PED) as the detection system.

With its built in industrial PC, the MultiDetek2 offers all the conventional communication protocols (analog output, Modbus, Profibus, RS232), data storage disk and alarms contacts required for a process GC.



**Figure 1:** Application hardware configuration



**Figure 2:** Chromatogram showing a standard gas containing 9.25ppm THT

Based on noise to ratio, LDL is calculated as follows:

COMPONENT	CONCENTRATION	PEAK HEIGHT	NOISE	LDL (3X NOISE)
THT	9.257 ppm	1780 mV	2 mV	0.031 ppm

Note: other LDL could be obtained with different injection volume and chromatographic conditions

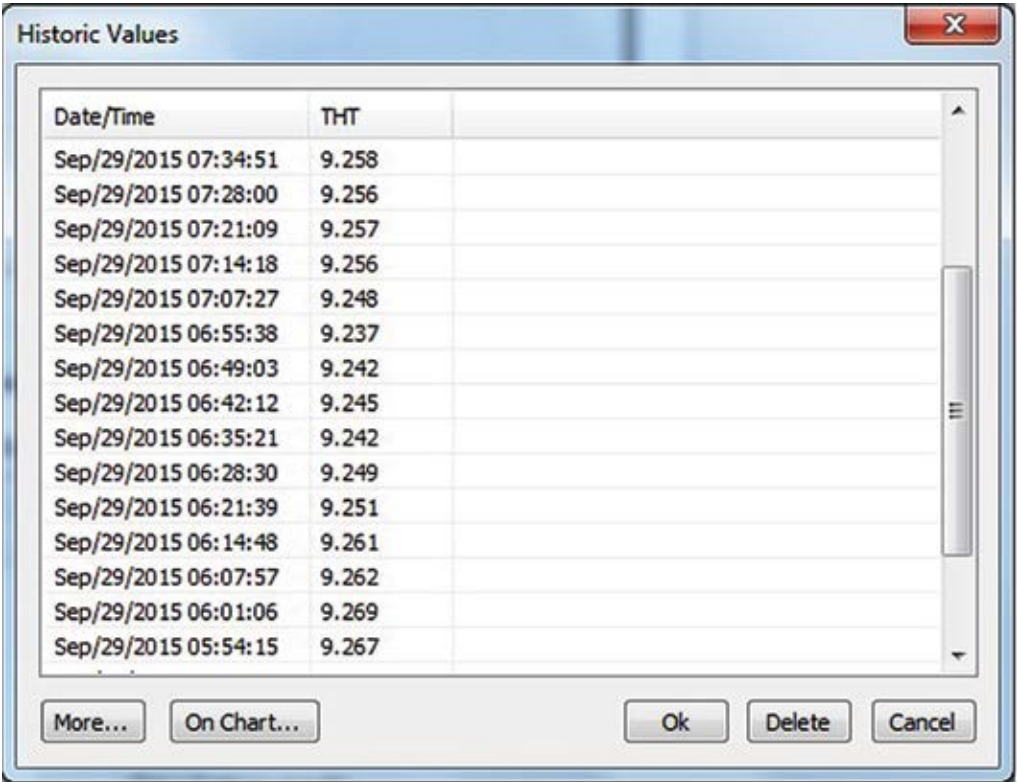


Figure 3: Historic values chart showing repeatability results better than 1% of reading

### CONCLUSION:

Using a solution combining the PlasmaDetek2 and MultiDetek2 is the best way to achieve sensitivity, robustness and speed in an industrial compact system. This is exactly what is required from the natural gas industry.



# 3.0 APPLICATION NOTE

## 3.7 ENERGY



# APPLICATION NOTE

# LD16-04



## Sulfur Hexafluoride (SF<sub>6</sub>) purity analysis using the MultiDetek 2 and PlasmaDetek 2



▲ MultiDetek2

▲ PlasmaDetek2

SF<sub>6</sub> is used in the electrical industry as a gaseous dielectric medium for high-voltage circuit breakers, switchgear and other electrical equipment. Due to its high electrical insulation properties, it is often used for replacing oil filled circuit breakers. The sulfur hexafluoride is an expensive gas and it also has been identified as the most potent greenhouse gas. A SF<sub>6</sub> purity monitoring instrument is then required in the electrical industry to prevent failures, extend equipment life, reduces equipment cost and increase safety.

### LDETEK SOLUTION:

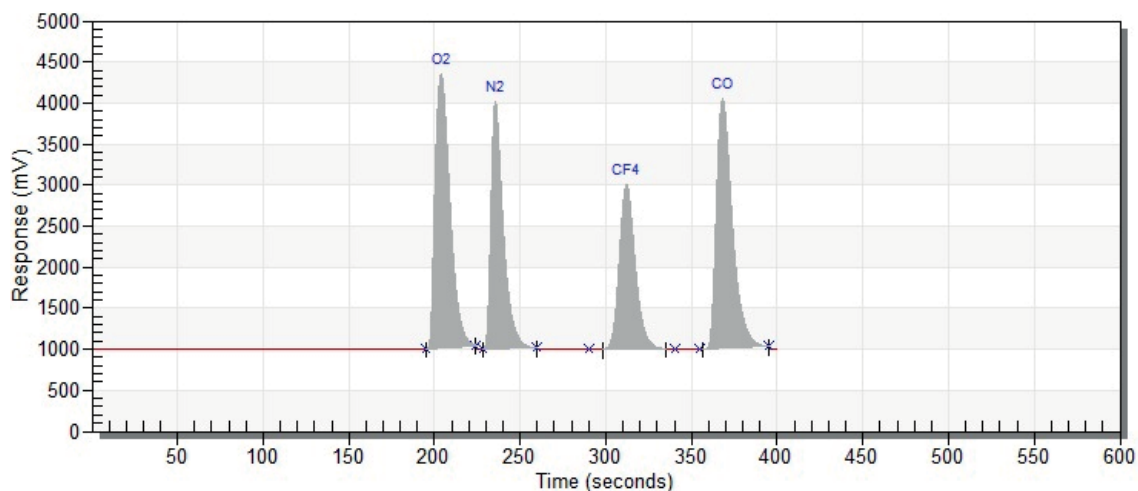
Using the compact MultiDetek2 combined with the robust PlasmaDetek2 detector, this application note shows our solution for measuring impurities in SF<sub>6</sub> to ensure good operations of electrical equipment. The system has been configured with two channels both merging in the PlasmaDetek2 detector.

The first channel is used for measuring O<sub>2</sub>-N<sub>2</sub>-CO using a porous polymer Q type pre column combined with a Mol Sieve separation column. The pre column is mounted on a 10 port injection/back flush diaphragm valve to flush out the SF<sub>6</sub>. The second column allows the separation of O<sub>2</sub>-N<sub>2</sub> and CO.

The second channel is used for CF<sub>4</sub> analysis. This channel is also mounted with a 10 port injection/back flush diaphragm valve with two Porapak Q type columns. The pre column is used to flush out the SF<sub>6</sub> and the second column for separation of CF<sub>4</sub> from other impurities. This channel can also allow the analysis of CO<sub>2</sub> and SOF<sub>2</sub>.



## RESULTS:



**Figure 1:** Chromatogram of trace impurities in balance SF<sub>6</sub>

COMPONENT	CONCENTRATION	PEAK HEIGHT	NOISE	LDL (3X NOISE)
O <sub>2</sub>	1701 ppm	4425 mV	2 mV	2.3 ppm
N <sub>2</sub>	1446 ppm	4101 mV	0.2 mV	0.6 ppm
CF <sub>4</sub>	64 ppm	3055 mV	10 mV	0.6 ppm
CO	196 ppm	4170 mV	5 mV	0.7 ppm

Note: other LDL could be obtained with different injection volume and chromatographic conditions

**Figure 2:** LDL based on 3 times noise ratio

## CONCLUSION:

Using a solution combining the PlasmaDetek 2 and the MultiDetek 2 is the best way to achieve sensitivity, robustness and speed in a compact GC system for sulfur hexafluoride purity analysis for the energy market.







# 3.0 APPLICATION NOTE

## 3.8 FOOD AND BEVERAGE



3.0 APPLICATION NOTES

# APPLICATION NOTE

# LD16-12



## Trace impurities in Carbon Dioxide for beverage and food packaging industry



▲ MultiDetek2

▲ PlasmaDetek2

With regards to the beverage industry, the dissolved Carbon Dioxide which is used as carbonic acid gives a pleasantly acidic flavour and a nice mouth-feel when drinking. When it is not present, the drinks taste flat. Being used in many different fields of food and beverage, the CO<sub>2</sub> quality management is essential to meet the market requirements.

The CO<sub>2</sub> is produced from different techniques such as fermentation, combustion, ammonia/hydrogen production and others. It is required by the industry, especially for bottlers to control the supply chain by monitoring the CO<sub>2</sub> purity allowing maintenance of the product quality.

### LDETEK SOLUTION:

Using the PlasmaDetek2(PED) plasma detector and the MultiDetek2 compact gas chromatograph, the analysis of the most critical trace impurities in carbon dioxide can be achieved in one unit with a single detection technology (PED).

By default, the configuration has 3 channels to cover the analysis of Benzene, Acetaldehyde, Nitrogen and Carbon Monoxide. If additional options for the analysis of Methanol, Sulfurs and Hydrocarbons are required, then channels 4, 5 and 6 are added in the same instrument.

**Channel#1: 0-100ppb Benzene**

**Channel#2: 0-1000ppb Acetaldehyde**

**Channel#2: 0-120ppm Nitrogen & 0-10ppm Carbon Monoxide**

Also integrated inside the MultiDetek2, a dilution system allows generating for a span calibration gas at ppb level for the low concentration impurities. This option gives you the capacity to use a standard certified calibration gas at higher concentrations, which is usually lower in cost and easier to get, also that generates a low ppb calibration gas. The dilution system is designed for low gas consumption, high accuracy/stability and is automatically handled by the interface during span calibration process.

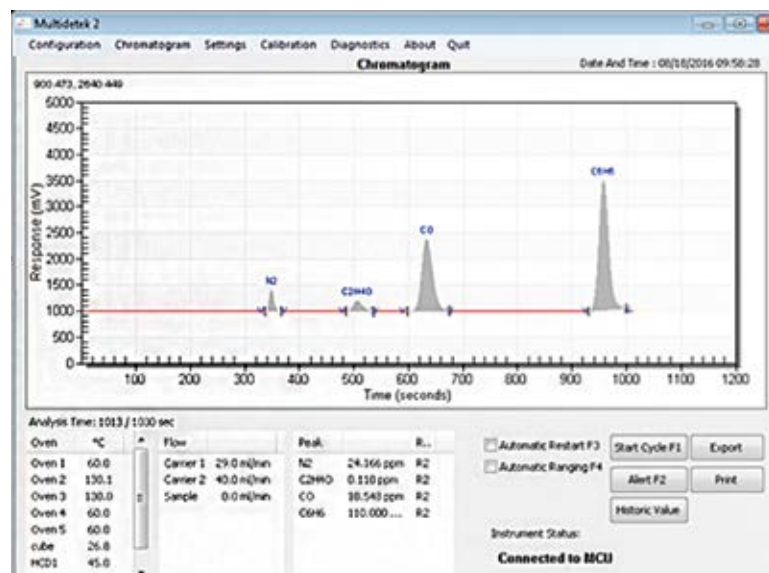
For multiple streams requirement, the LDGSS high purity stream selector system can be combined with the MultiDetek2 to offer all the flexibility to switch streams and even run stream sequences analysis as required.

## RESULTS:

The results show the performances of the system for a standard configuration used to measure Benzene, Acetaldehyde, Nitrogen and Carbon Monoxide in Carbon Dioxide.

It displays details about the calibration chromatogram, some examples of low ppb chromatograms for each impurity, the IdI chart for noise/response calculation, the stability and the linearity curves.

## SPAN CALIBRATION CHROMATOGRAM:



**Figure 1:** Chromatogram of a gas mixture containing 24ppm nitrogen, 110ppb acetaldehyde, 10.5ppm carbon monoxide and 110ppb benzene in a balance gas carbon dioxide.

LOW PPB CHROMATOGRAM:

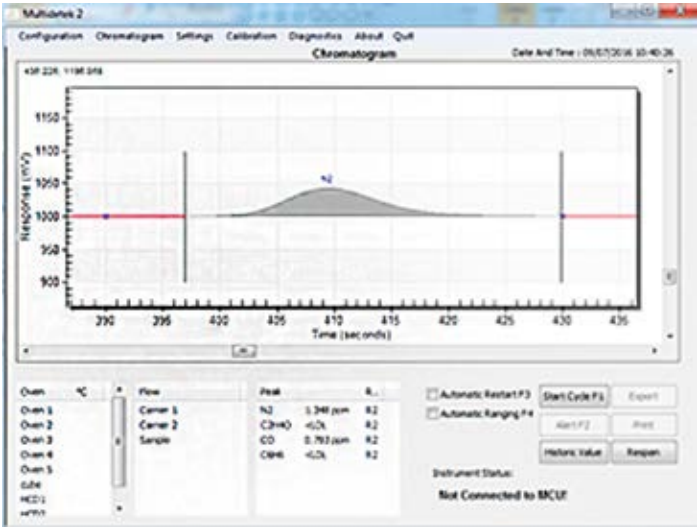


Figure 2:  
Chromatogram of 1348 ppb Nitrogen in  
Carbon dioxide

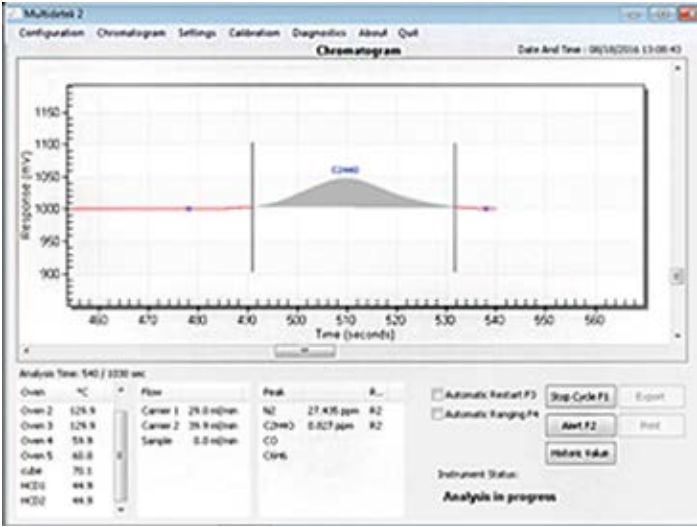


Figure 3:  
Chromatogram of 27ppb Acetaldehyde in  
Carbon dioxide

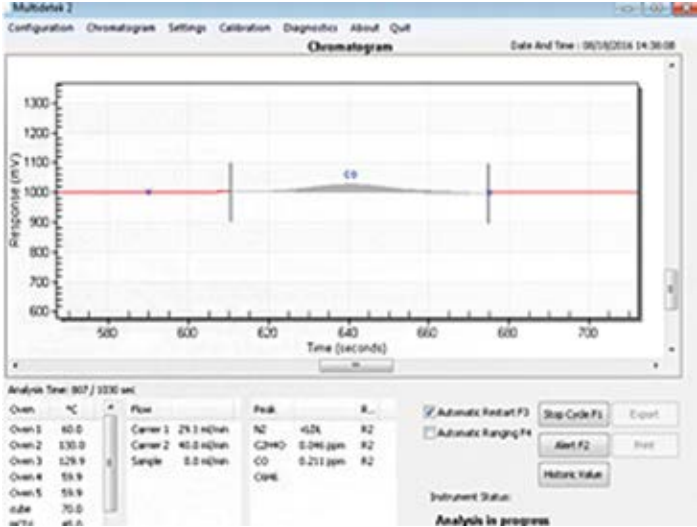
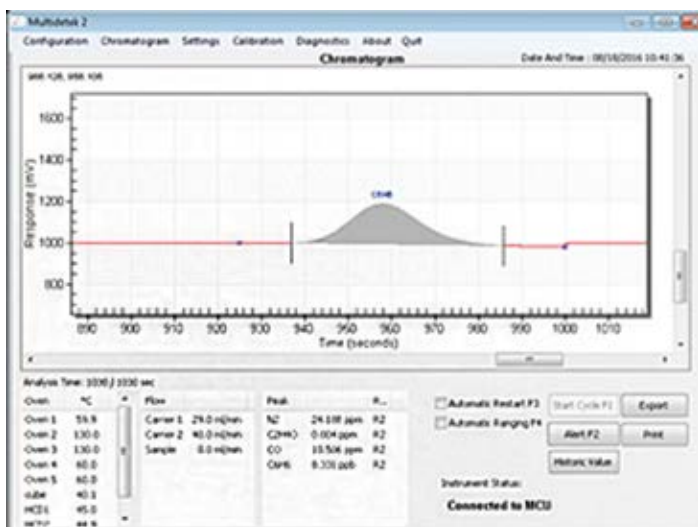


Figure 4:  
Chromatogram of 211ppb Carbon monoxide in  
Carbon dioxide





**Figure 5:**  
Chromatogram of 8.331ppb Benzene in Carbon dioxide

#### LDL calculation

COMPONENT	CONCENTRATION	PEAK HEIGHT	NOISE	LDL (3X NOISE)
Nitrogen	1348 ppb	49.3 mV	0.2 mV	16.4 ppb
Acetaldehyde	27 ppb	49.1 mV	1.1 mV	1.8 ppb
Carbon monoxide	211 ppb	35.4 mV	1.6 mV	28.6 ppb
Benzene	8.331 ppb	215.7 mV	2.1 mV	0.243 ppb

Note: other LDL could be obtained with different injection volume and chromatographic conditions

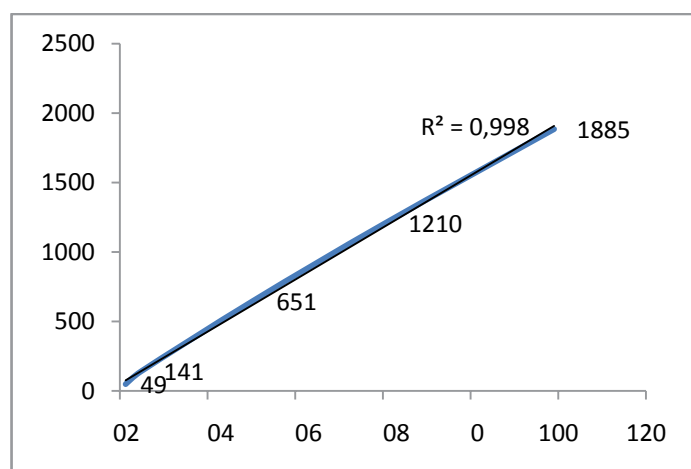
#### STABILITY:

Date/Time	N2	C2H6O	CO	C6H6
Aug/18/2016 08:07:47	24.596	0.783	10.601	57.229
Aug/18/2016 07:50:32	24.678	0.783	10.601	57.165
Aug/18/2016 07:33:17	24.606	0.784	10.597	57.110
Aug/18/2016 07:16:00	24.588	0.784	10.615	57.026
Aug/18/2016 06:58:45	24.579	0.784	10.613	57.102
Aug/18/2016 06:41:29	24.617	0.783	10.613	56.838
Aug/18/2016 06:24:13	24.768	0.782	10.617	56.933
Aug/18/2016 06:06:57	24.742	0.781	10.617	56.960
Aug/18/2016 05:49:41	24.627	0.780	10.601	56.890
Aug/18/2016 05:32:25	24.720	0.780	10.599	56.752
Aug/18/2016 05:15:10	24.687	0.780	10.599	56.860
Aug/18/2016 04:57:54	24.762	0.780	10.596	56.920
Aug/18/2016 04:40:38	24.797	0.780	10.599	56.879
Aug/18/2016 04:23:22	24.827	0.780	10.599	57.006
Aug/18/2016 04:06:06	24.728	0.780	10.604	56.974

**Figure 6:**  
The results show the stability over a period of 15 consecutive cycles. The units for nitrogen, acetaldehyde and carbon monoxide are ppm and the unit for benzene is ppb



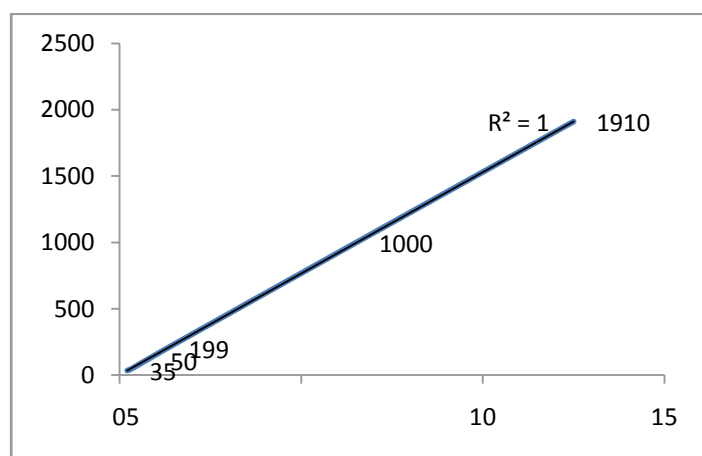
## LINEARITY:



### N2 CONCENTRATION N2 RESPONSE

1.348 ppm	49 mV
4.856 ppm	141 mV
30.518 ppm	651 mV
60.6 ppm	1210 mV
99 ppm	1885 mV

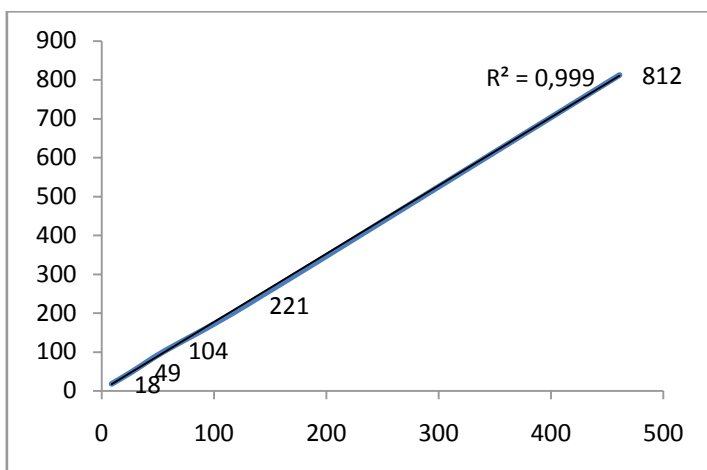
**Figure 7:**  
Impurity : nitrogen



### CO CONCENTRATION CO RESPONSE

0.211 ppm	35 mV
0.343 ppm	50 mV
1.285 ppm	199 mV
6.521 ppm	1000 mV
12.5 ppm	1910 mV

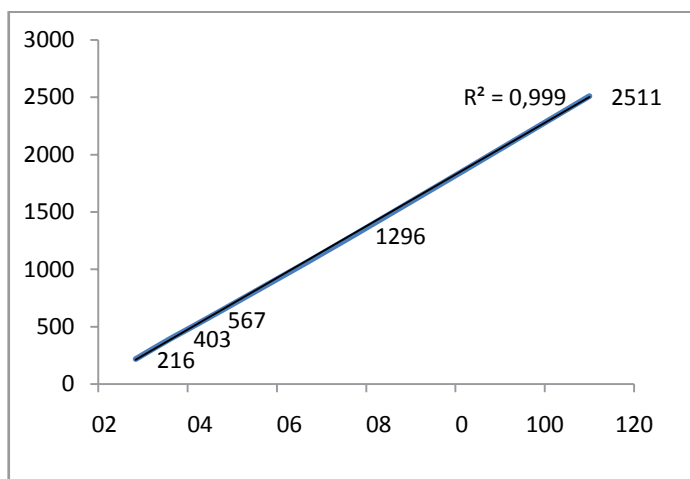
**Figure 8:**  
Impurity : carbon monoxide



### ACETALDEHYDE CONCENTRATION ACETALDEHYDE RESPONSE

9 ppb	18 mV
27 ppb	49 mV
57 ppb	104 mV
129 ppb	221 mV
461 ppb	812 mV

**Figure 9:**  
Impurity : acetaldehyde



BENZENE CONCENTRATION	BENZENE RESPONSE
8.331 ppb	216 mV
16.532 ppb	403 mV
24.212 ppb	567 mV
57.158 ppb	1296 mV
110 ppb	2511 mV

**Figure 10:**  
Impurity : benzene

## CONCLUSION:

Our solution detects traces of gas impurities required by the food and beverage industry for Carbon Dioxide. The complete spectrum analysis can be covered with one single MultiDetek2 unit using the PlasmaDetek2 detection technology. It can detect sub ppb concentrations that are required for this type of application. It combines the analysis of different gas types that are usually very difficult to do with the same instrument. The MultiDetek2 offers a solution with an integrated PC interface that offers standard communication protocols compatible with all market standards.





# 3.0 APPLICATION NOTE

## 3.9 OTHERS



3.0 APPLICATION NOTES

# LD8000



## TRACE NITROGEN IN ARGON OR HELIUM ANALYZER

# DESIGN REPORT v2



The need of trace nitrogen in argon or helium analysis in the industry is not something new. Many instruments have been and still are on the market to achieve such measurement for different type of applications. The most popular use is without any doubt in air separation industry for the production of argon.

The demand and the production of gas more and more pure require good analytical instrumentations. It is even more the case for the measurement of nitrogen. Small leakage, dead volume, change in temperature, bad accuracy, etc can all cause big headaches.

In this document, information about the design of the LDetek LD8000 trace nitrogen in argon or helium analyzer will be described to explain how we achieve such good performance. Those results are also described to show that the LD8000 is now the solution for any applications that require such measurement.

# ANALYZER COMPONENTS

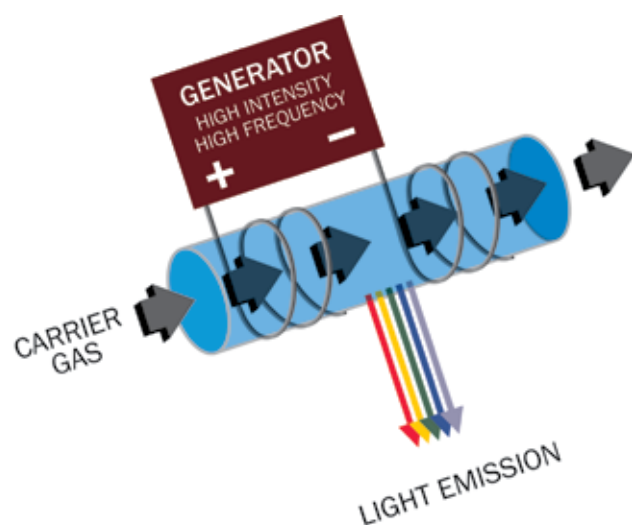
## PLASMA EMISSION DETECTOR (PED):

### Detection principle

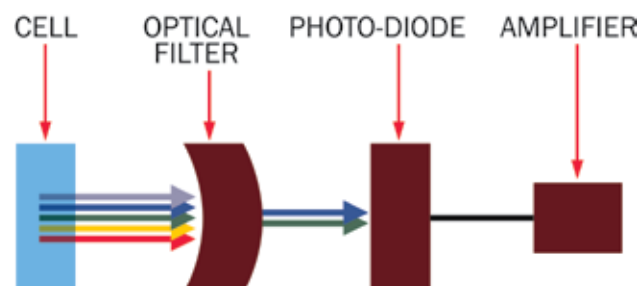
The LD8000 is using a Plasma Emission Detector where the principle is based on a spectroscopic emission cell. This is actually not a new technique, but the unique design of LDetek in terms of frequency, intensity as well as the mechanical and electrodes conception make the system very stable and efficient.

A luminous phenomenon, called electroluminescence, is created and is used as emission technique to quantify the nitrogen analyte. A plasma is created with the argon or helium flowing in the cell and when concentration of nitrogen changes, spectral lines emission change as well. The light is then directed in an optical filter that will discriminate the spectral lines. At the end, a photo-diode will convert light to current to make a proportional electric signal of nitrogen in the sample.

With its unique design, LDetek achieves unsurpassed performance that provides now a reference trace nitrogen in argon or helium analyzer.



**Figure 1:** Plasma detector principle



**Figure 2:** Light to current transformation

### Plasma Cell

The cell of the PED is generally made of quartz. The material used has strong UV transmission properties. It is also durable, inert and heat resistant.

LDetek plasma detector has a specific cell design that provides a stable plasma. This unique conception will help getting low noise and good sensitivity when nitrogen is flowing in the detector along with the argon or helium. The wall cell design made of quartz combined with specific electrodes shape and inlet/outlet flow path configuration are some of the key parameters that give the performance of a PED.

### Plasma Generator

The plasma generator is also quite important. Its specific voltage, frequency and current make the glow discharge in the cell very stable. The combination of the cell design and generator is critical in such application. LDetek has developed a perfect combination to get a stable light emission from the plasma. The components of the generator are well proven to be efficient and resistant over the years.

The generator is also based on a duty cycle controlled system that extends lifetime of the cell. The cell is put ON and OFF on a specific frequency and period to help the system to give the performance desired as well as decreasing the degradation of the detector.



### Optical Filter and photo-diode

Optical filter is made specifically for LDetek specifications with properties to avoid interferences, temperature drift, loss of sensitivity and wavelength shifting over time. The wavelength, size, transmission lines and material are all critical characteristics that need special care to obtain such good performances.

The photo-diode will then convert the light out of the filter to current that is proportional of the amount of nitrogen in the sample. An electronic circuit designed by LDetek is then used for precision treatment of analog signal coming out of the photodiode.

Even if it sounds straightforward, LDetek has a unique way to install and align all items together. LDetek established rigorous procedures in a way to achieve high and same performances for each unit.



**Figure 3:** Plasma Detector module in the LD8000

## FLOW CONTROL:

Flow management in such analyzer is critical in terms of dead volume and leakage. It is important to have a flow control device that will not introduce air and dead legs in the system. The LD8000 has an operating range as low as 0-1 ppm with a few ppb as detection limit. Conventional Mass Flow Controllers (MFC) is not suitable for such analysis. Since air is made of 78% of nitrogen, the chance to have some nitrogen introduced in the system with MFC is too high.

LDetek has designed its own flow control system to avoid air infiltration by the flow control device. The instrument can work with a flow as low as 25 cc/min and have a quick response time without apparition of dead volume.


### Micro-Valve

LDetek have worked to develop a valve that meets the performances requirement. This miniature valve has a very small orifice size and offers ultra low flow rate. Since the LD8000 can work on relatively low flow, this valve design does not introduce delay or drifting problems.

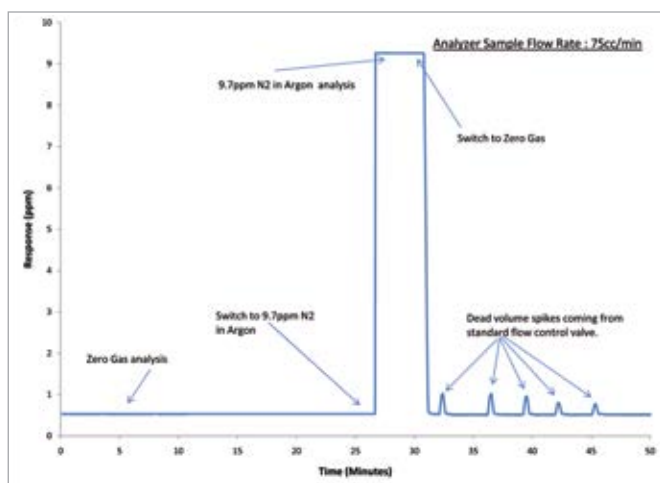
Standard valves (figure 5) introduce "spikes" in the reading caused by dead volume located inside the valve. Measuring in so low concentration can be a big problem when having nitrogen released after calibration or upset condition in the sample.

With the LDetek micro-valve performance (figure 6), this problem is avoided and stable reading is obtained after any changes of concentration.

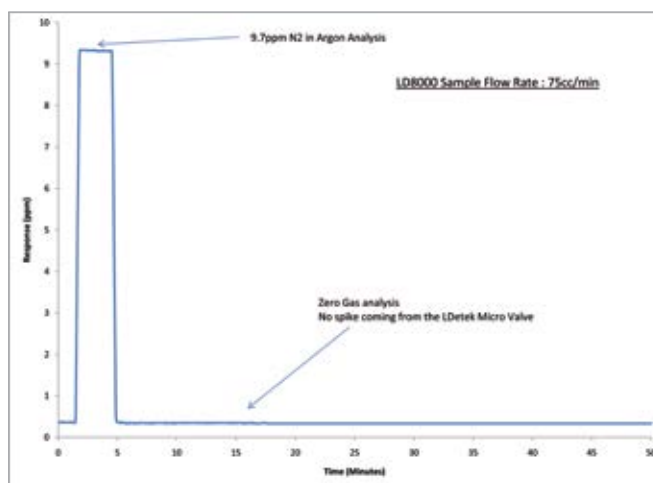
The inlet pressure can range from low as 4 PSIG to 30 PSIG without reading fluctuation. With an optional pump offered by LDetek, the instrument could work in even lower pressure.



**Figure 4:** Micro-Valve for sample control



**Figure 5: Standard valve performance**

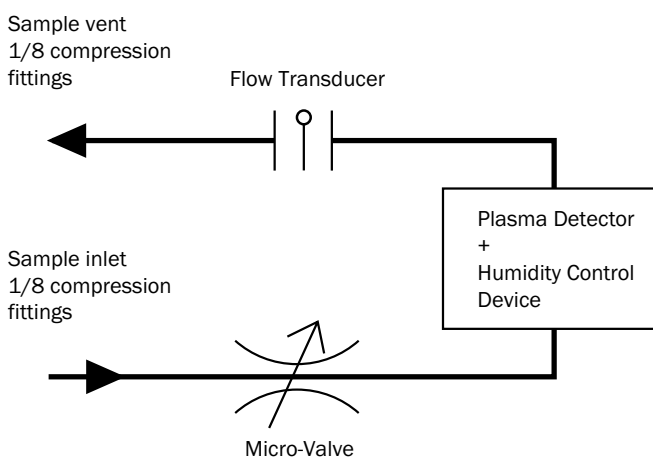


**Figure 6: LDetek valve performance**

### Flow Transducer

The flow transducer is the biggest source of contamination for such analyzer. To avoid any problem with such device, the transducer is installed at the end of the flow path after the detector and is connected to the microcontroller unit to give information to the micro-valve to control a stable flow.

So why not using a MFC after the detector? That would avoid any chance of contamination or leakage? Actually, the PED must work at atmospheric pressure and it must not be pressurized. Since the PED is a cell made of quartz, it can break with a backpressure coming from the vent. Furthermore, you want to keep a constant pressure in the detector to get a stable plasma.



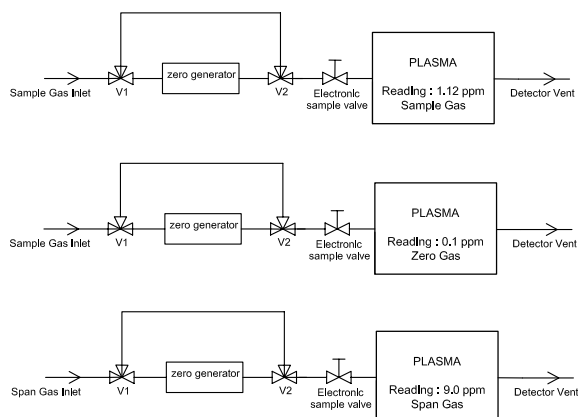
**Figure 7: Flow path of the LD8000**

## NO NEED OF ZERO CALIBRATION GAS:

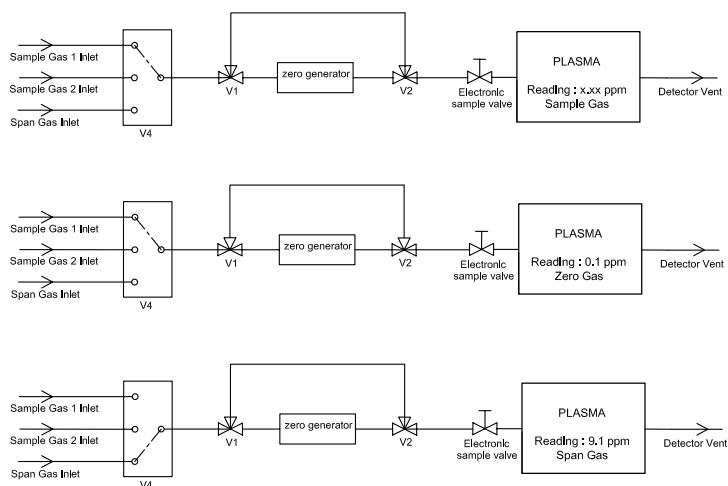
An option is available that avoids the need of a pure reference gas to make the zero calibration. The LD8000 can be designed in a way that components are added inside the analyzer to generate zero gas.

Only the sample gas is connected to the instrument and zero calibration can be achieved. A valve's system is used to change the flow path to the detector. During zero calibration, the sample goes to a small gas purifier to get pure argon or helium.

There is no consumable in such configuration. Since the integrated gas purifier is used only during zero calibration and the valve system isolates it, the lifetime of the purifier is extended. Such system will save the needs of pure argon supply, gas regulator, piping, external purifier, bypass valve for the purifier, etc. The payback is quite evident!



**Figure 8: LD8000 with integrated zero calibrator**



**Figure 9: LD8000 with integrated zero calibrator & stream selector**

## HUMIDITY CONTROL DEVICE (HCD):

Moisture is the worst « enemy » of nitrogen in the plasma. First of all, its emission wavelength is closed to nitrogen and some interference can occur. Furthermore, the level of energy available in the plasma is more consumed by H<sub>2</sub>O than N<sub>2</sub>. That reduces the light intensity of nitrogen ending by a loss of sensitivity.

In each LD8000, a Humidity Control Device is included in the detector module. This device introduces a constant amount of H<sub>2</sub>O and other chemical vapors compounds in the detector to stabilize the influence of the moisture on the measurement of N<sub>2</sub>. With the combination of the moisture trap installed outside of the cabinet on the sample line, the analyzer becomes stable at any variation of humidity in the sample.

## MAINTENANCE ? :

No maintenance is required in the analyzer. The detector is a non-depleting type device as well as the other components inside the cabinet. Same for the flow control system, however if a defective part needs to be changed, no need to change a complete and expensive flow module or MFC (Mass Flow Controller). You can replace only the micro-valve or transducer.

The unit has been designed in a way to make life easier if parts need to be changed. No need to send back the instrument to factory. Any kind of parts, including the detector module, can be replaced on site by a technician.

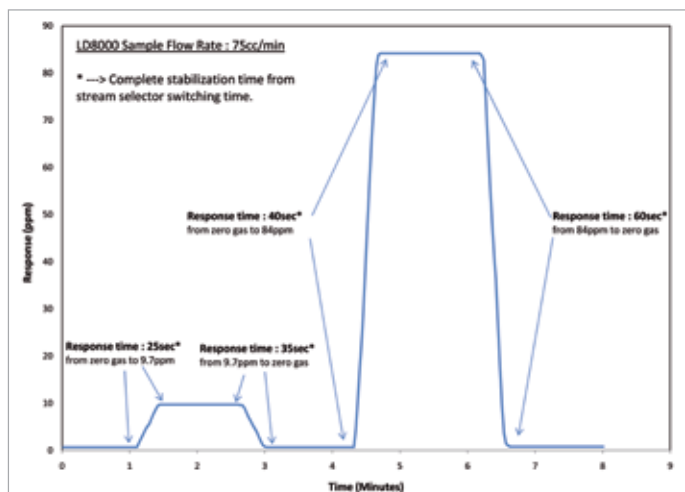
The moisture trap installed outside the analyzer should be replaced or regenerated every year to get the best performance in stability and accuracy of the LD8000.

# ANALYZER PERFORMANCE

The design of the LD8000 brings outstanding performances for the market demand. Even if this analyzer is used for ppm measurement, we get stability, accuracy and noise level for ppb analysis. With the design described above, some tests have been done to show the performances in different situations. Those performances have been tested with argon sample, since it is the most popular application on the market.

## RESPONSE TIME:

The LD8000 has a fast response time to ensure a good purity control in the different applications of such analysis. However, such good result is always dependant of the installation along with the instrument. The stream selector system is critical to be able to achieve such good response time. We strongly suggest to use the LDGSS from LDetek which has been designed specifically for such application.

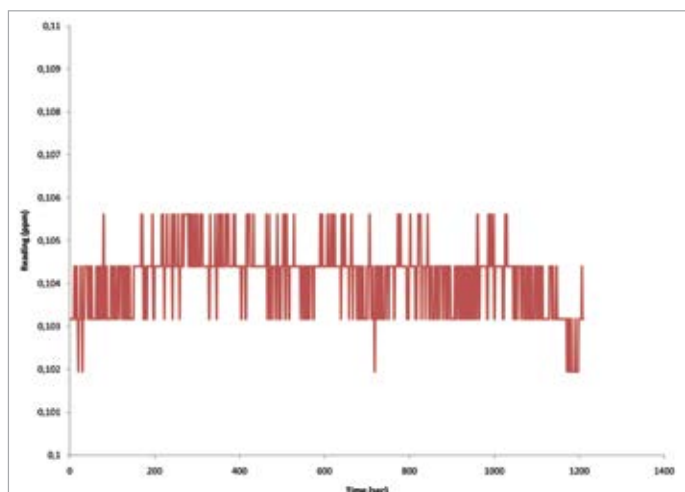


**Figure 10:**  
\*LD8000 Reponse time

## NOISE:

The electronic for the acquisition of the detector has been designed to avoid any noise that could influence the reading of the analyzer. But more importantly, the design of the detector itself is very important to minimize the noise as much as possible. The position of the optical filter along with the photo-diode is critical to get the specification of the LD8000. Bad response of those components means electrical gain increase to achieve the measurement desired and at the same time the noise level will be amplified. When mounting the detector, special care is done by LDetek specialist.

The amplifier board used to manage the signal from the photo-diode was also particularly well designed. This board takes very low voltage to amplify it on a scale up to 0-10 volts.



**Figure 11:**  
\*Noise level acquired on the analog output  
with a sample gas of about 0.104 ppm

\*Note: This result has been obtained in LDetek facilities with the LDGSS stream selector device with a well purged system according to LDetek standard methods.

## STABILITY:

Stability of the analyzer has been evaluated through a few hours period. Temperature variation has been caused to show the stability of the reading even with an unstable temperature environment. Those variations have been done on the analyzer itself and not on the whole system installation which can be different from site to site.

With a deviation of 4.4 Celsius (31.6 to 36 degrees) on a 36 hours period, the reading has moved down from 300 ppb to 280 ppb. This slight variation gives a 4.5 ppb / Celsius change. Considering that most of the installations are temperature controlled, no temperature effect will be observed. Moreover, the resolution of the analyzer is 10 ppb and slight temperature variation will not be seen by the software reading.

Stability has been evaluated on a 24 hours basis with stable environment (figure 13). The drift observed is less than 2 ppb.

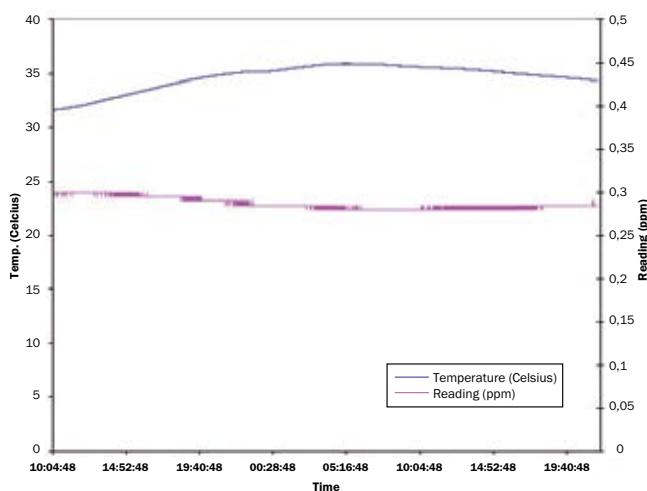


Figure 12: \*Signal versus temperature

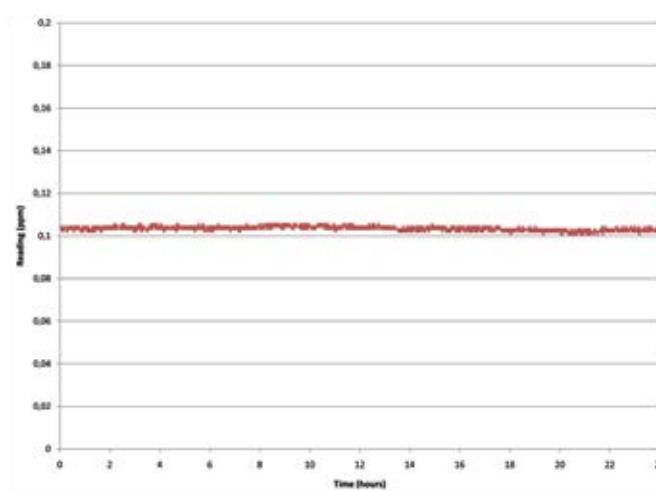


Figure 13: \*24 hours stability on stable environment

## LINEARITY AND ACCURACY:

Special care has been made on the linearity of the system. Knowing that existing instruments on the market do not offer linearity on the complete range of 0-100 ppm, LDetek has improved its detection system to be sure that working and calibrating the instrument on the range 0-100 ppm will offer the best performance.

On figures 14, calibration of the instrument has been done with a zero gas going through the LDP1000 gas purifier and the same dilution system for the different concentrations measured.

We have also made step changes in low concentration to show the accuracy of the instrument. Figure 15 demonstrates that a 10 ppb step change is easily detectable by the LD8000. Measuring pure gas on the range 0-1 ppm is more and more popular and such performance is appreciated from gas producers.

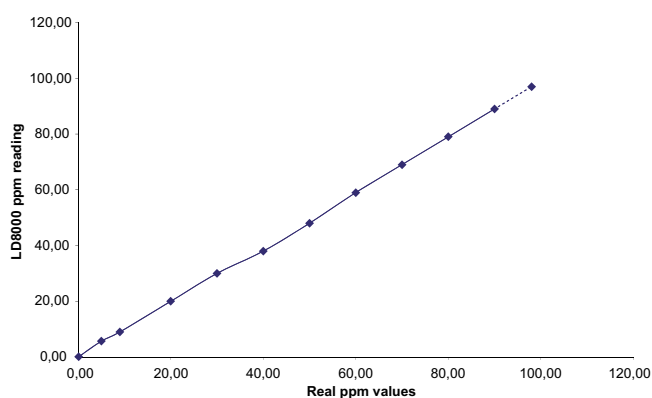


Figure 14: \*LD8000 linearity on 0-100 ppm range

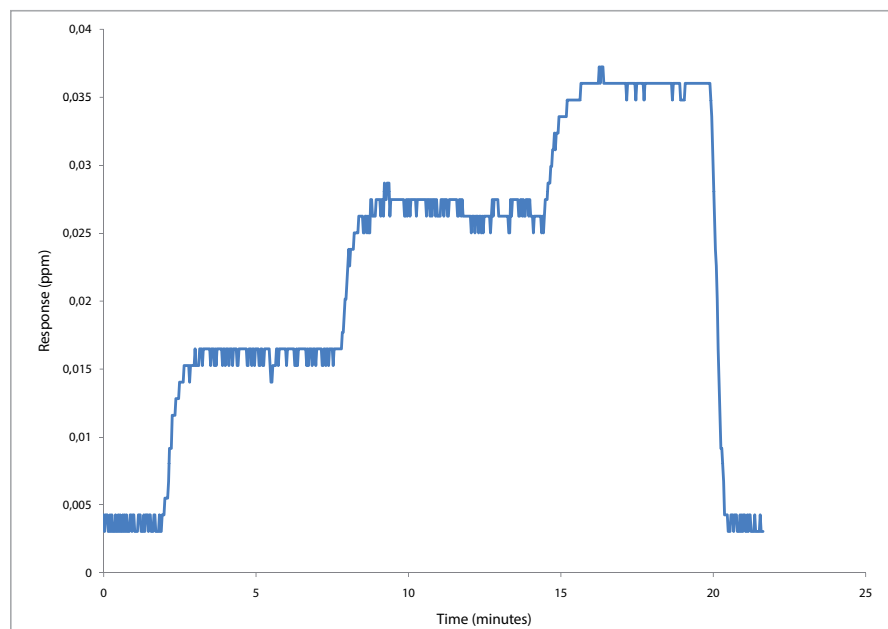
\*Note: This result has been obtained in LDetek facilities with the LDGSS stream selector device with a well purged system according to LDetek standard methods.

## DETECTION LIMIT:

Referring to the noise of the LD8000 from figure 11, we get maximum 3.6 ppb peak to peak. Using the standard deviation method, we have used 15 consecutive points where we get the maximum peak to peak noise. Five times the standard deviation gives a LDL of 4.4 ppb.

This kind of instrument is mostly used for concentration higher than 100 ppb. The LDL is low enough for all Air Separation Unit or glove box application.

If LDL lower than that is required, LDetek is manufacturing the LD8000-Plus, which is the ppb version of the trace Nitrogen analyzer. We can detect lower than 1 ppb with signal to noise ratio very low. Please contact factory.



**Figure 15:**  
\*10 ppb concentration step changes

\*Note: This result has been obtained in LDetek facilities with the LDGSS stream selector device with a well purged system according to LDetek standard methods.

## CONCLUSION:

LDetek has put a lot of effort and time to introduce on the market a trace nitrogen in argon or helium analyzer with outstanding performances. We are proud to offer a reliable instrument that has been carefully designed with specialists having over ten years experience in trace nitrogen measurement and plasma emission detector.

For more information, comments or questions, don't hesitate to contact LDetek ([info@ldetek.com](mailto:info@ldetek.com)).



# APPLICATION NOTE

# LD12-05



## Improving Gas Chromatograph measurements with the use of the LDP1000 gas purifier.

When measuring low level of impurity by gas chromatography, the carrier gas quality is quite important. Since the carrier gas is the reference gas for the device, good precaution to provide pure carrier is required. Using a grade 5 (99.999% pure) or grade 6 (99.9999%) is not enough in some cases. Even more, it is well known that many problems can simply come from the use of a bad quality gas cylinder or leakage on pressure regulator after cylinders manipulation. By using the LDP1000, it gives the certitude it catches all impurities coming from the carrier gas lines although you have sources of contamination.

The LDP1000 purifies noble gases, nitrogen or hydrogen at level that give the best reference for any gas chromatograph and GC/MS. It's non-evaporable zirconium-based getter alloy is contained in a 316L Stainless Steel bloc to ensure high purity and safe operating mode. It removes impurities down to ppt level (total impurities).

### LDP1000 DESIGN:


The LDP1000 gas purifier is designed to be used with any noble gases, nitrogen or hydrogen. Its changeable getter gives the possibility to avoid changing the whole unit but only the consumable parts inside. That is a cost effective solution for long term use.

Having an accurate temperature control for such purifier is critical. The LDP1000 is based on a microcontroller unit that regulates the temperature of the getter to ensure stability on the purity and maximum purification. An over temperature protection is also in place to ensure safety of the unit.

Its mechanical design allows to use it on a table in a laboratory as well as in the industry with its holding plates. The bypass plate option gives also the necessary installation for maintenance purpose to avoid contamination and flow shutdown to the gas chromatograph.

### AMBIENT VS HEATED PURIFIERS:

Since the entirety of the alloy volume is used, the heated LDP1000 adds to the purifier capacities and life time in comparison to any conventional ambient purifiers and/or traps. Heating the alloy makes the impurity molecules diffuse into the bulk of the getter particles instead of only relying on surface absorption like ambient purifiers. Moreover, the LDP1000 technology has the capacity to remove nitrogen, hydrogen and methane in noble gases.



**LDP1000**  
gas purifier

## CONTAMINATION INFLUENCE:

It is well known that a contaminated carrier gas in a gas chromatograph has a big impact on the stability, sensitivity and performances of the system. Picture 1 shows the impact on the nitrogen reading while having a contaminated carrier gas.

Having a carrier gas contaminated, but less than the sample gas to measure, we lose sensitivity by the amount of the contamination. From the picture 1, we clearly see that we lose about 50% response with a sample/contamination ratio of 2. That affects significantly the detection limit of the system.

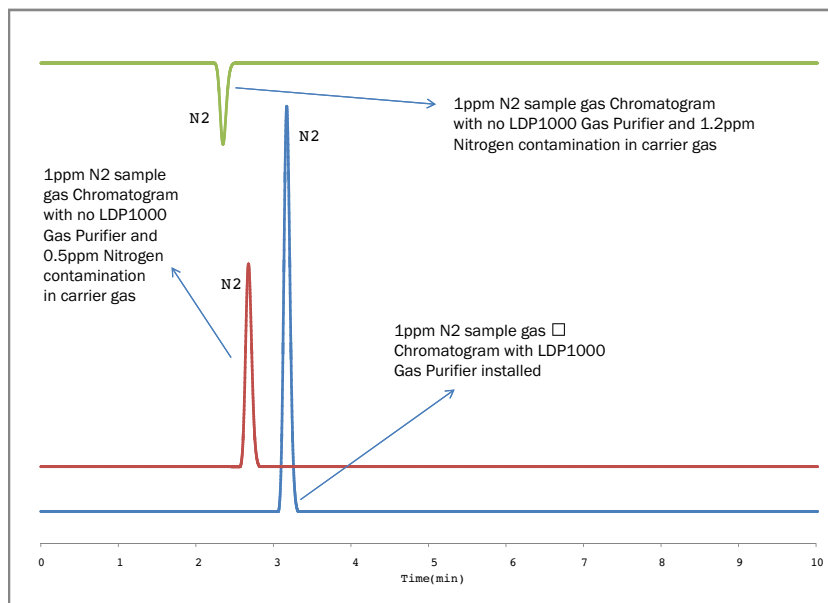
It is even worse when the contamination is higher than the sample to measure. Since the sample is more pure than the carrier gas, you get a negative peak for the impurity. The measurement is completely erroneous and cannot be used.

The LDP1000 ensures that the carrier gas of the system is at its best purity you can get. This way, the gas chromatograph can have the best performances for all its measurements.

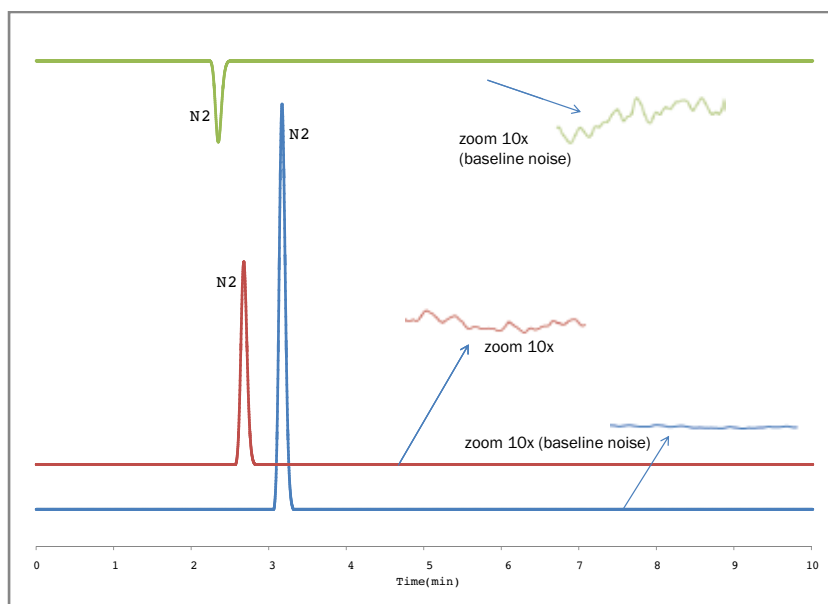
Referring to picture 2, the impact of bad carrier quality on a gas chromatograph system is clearly demonstrated. The chromatograms used to do the demonstration are the same that the ones used in picture 1 which are contaminated with different level of air.

The noise level increases with the level of air contamination. That makes the signal/noise ratio lower. That has also a direct impact on the performances of the system by degrading the columns stability and separation. It can even lead to capillary column destruction.

Having the LDP1000 installed on gas chromatograph keeps the system stable and extends the lifetime of the whole system hardware by removing any trace of particles and air contaminants.



Picture 1: N<sub>2</sub> contamination influence



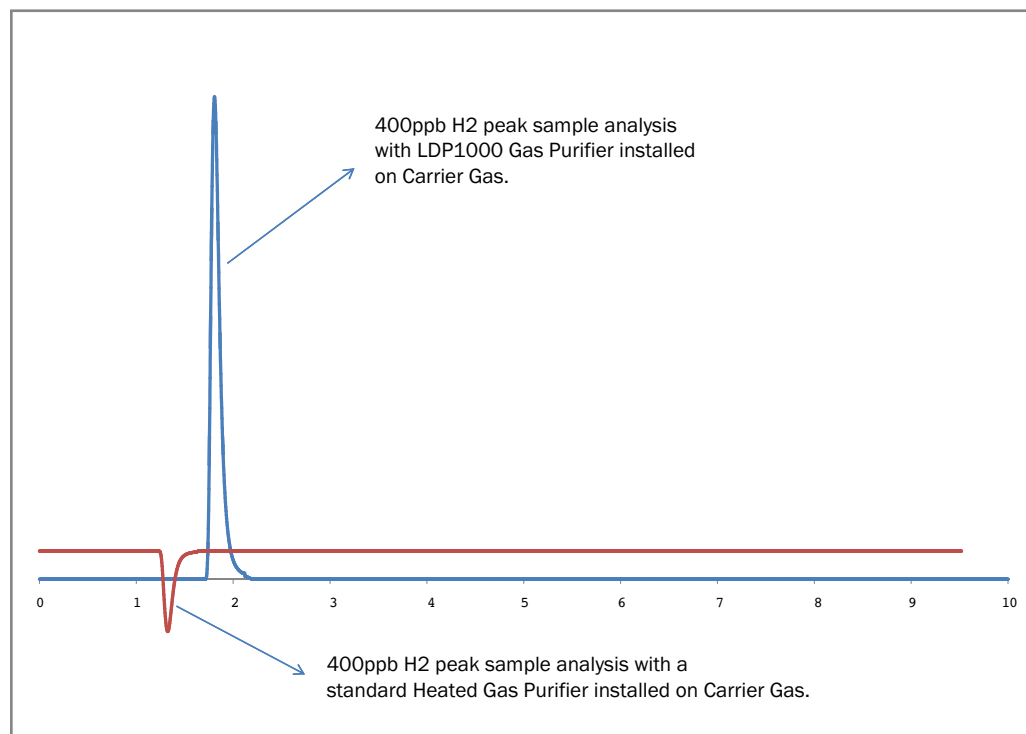
Picture 2: Contamination influence on noise level

## TWO BEDS OF PURIFICATION:

To ensure high purity, the LDP1000 noble gas version has two beds of purification. The first stage has an elevated temperature grabbing all components except some low level hydrogen. At this temperature, some H<sub>2</sub> can be released from this bed. The amount of H<sub>2</sub> can be as high as a few hundreds ppb with the use of one stage of purification only.

By having a second bed of purification operating at a different temperature, the hydrogen out of the first stage can then be totally trapped.

Both bed temperatures are controlled by a microprocessor ensuring stability and efficiency of the purifier.



**Picture 3:** Hydrogen influence on measurement with different purifiers

Having H<sub>2</sub> released from the first bed could influence your H<sub>2</sub> measurement considerably. Such phenomenon is known in the gas chromatography industry when measurement of low level hydrogen is necessary. A part of the hydrogen comes from the cracking of methane and non-methane hydrocarbons. The cracked by-products are then sorbed by the getter. However, the sorption capacity for H<sub>2</sub> isn't high enough caused by high temperature which makes some low level hydrogen come out of the getter.

Picture 3 shows the effect of H<sub>2</sub> presence coming out of a purifier in the carrier gas when only one stage of purification is used. Then, if the sample gas is more pure than the carrier gas, you will reduce sensitivity and even get negative reading for hydrogen in some cases, as illustrated on picture 3. With its two beds of purification, the LDP1000 removes completely the presence of H<sub>2</sub> in the carrier which is ideal for low measurement.

## LEDS INDICATION & RS232 COMMUNICATION:

The LDP1000 has intelligent features to be able to monitor some information:



- **Green LED**

Indicates that the LDP1000 is powered ON

- **Yellow LED**

Indicates if one of the beds has a temperature deviation

- **Red LED**

Indicates that the lifetime of the purifier has expired.  
Getter needs to be replaced.

Picture of the LDP1000 LED

Those indications are very useful to know that your system is fully working or the purifier is not the cause of any performance issue you can have with your gas chromatograph. The diagnostic and control of those LED's is fully managed by the microcontroller and the different sensors in place.

A RS-232 serial port is also installed by default on the LDP1000. This feature gives the possibility to monitor the temperature of the 2 beds of purification. This is very useful for troubleshooting the device.

## CONCLUSION:

With the LDP1000, the carrier gas quality becomes indisputable. With its specific mechanical and electrical design, the gas purity level has never been so good and stable. It is a must for the gas chromatography and GC/MS industry. Moreover, with its changeable getter, this may be the last gas purifier you will ever buy. The LDP1000 is the cost effective solution you need.

# NEW ERA



## OF LIGHT HYDROCARBON MEASUREMENT

Looking for a **SAFE, SENSITIVE, LOW OPERATION COST** and **MAINTENANCE FREE** system?

The patent pending **PlasmaDetek-E** is the solution



### **SAFE**

No fuel ( $H_2$ ) and no related safety accessories



### **SENSITIVE**

< 1 ppb lowest detection possible



### **LOW OPERATING COST**

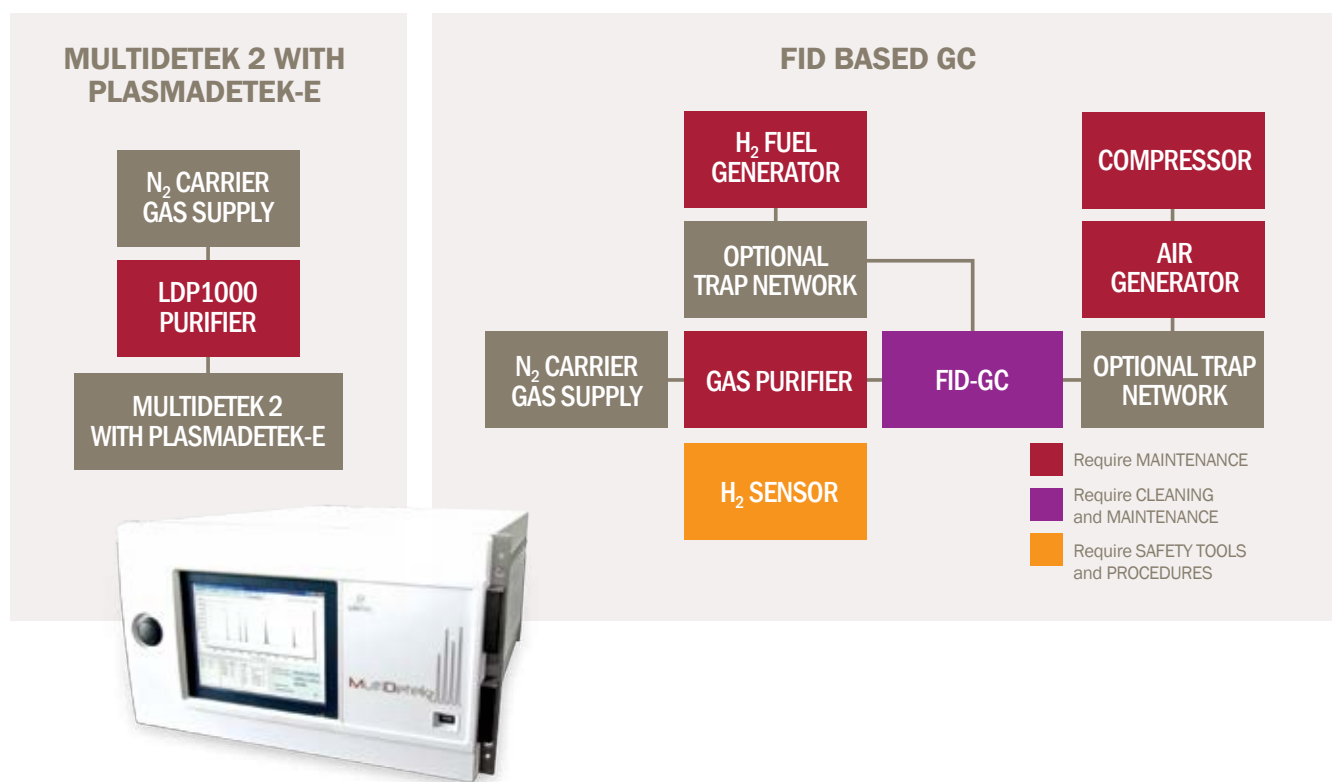
Only  $N_2$  carrier gas supply



### **MAINTENANCE FREE**

No periodic detector cleaning

## TYPICAL INSTALLATION FOR LIGHT HYDROCARBON MEASUREMENT



## INSTALLATION COST\* COMPARISON

Parts	MultiDetek 2 with PlasmaDetek-E	FID-GC
H <sub>2</sub> generator	N/A	\$7200
Zero air generator	N/A	\$2125
Air compressor	N/A	\$1200
H <sub>2</sub> safety accessories	N/A	\$1500
2 year maintenance cost	\$2000	\$5000
<b>Total cost*</b>	<b>\$2000</b>	<b>\$17 025</b>

\* costs are approximate and may vary for each system

N/A: not applicable

Please consult Application Note LD14-01 on LDetek web site for more technical details.







## 4.0 TESTIMONIALS

---





## ANALYSIS OF PERMANENT GASES IN DIFFERENT MATRIX USING PLASMADETEK

The goal of this application is to analyze permanent gases in different matrix used for electronic industry. The investigation of these impurities is important for gas providers to ensure the high purity of their products to their customers.

This analyzer has been configured with two independent channels, each one dedicated to one matrix. The system is based on a GC Clarus 580 from Perkin Elmer equipped with electronic pressure regulators. Two high quality 10 ports diaphragm valves with internal purge ensure sample injection directly on-column and matrix backflush. The precolumn is a semi-capillary Plot Q 30m x 530um column. The analytical column is a Molsieve 5A 30m x 530um column with a by-pass flow to elute CO<sub>2</sub>. Two detectors Plasmadetek with two internal detectors each are used to quantify the components. The signal coming from each PED is sent to the acquisition software Totalchrom.

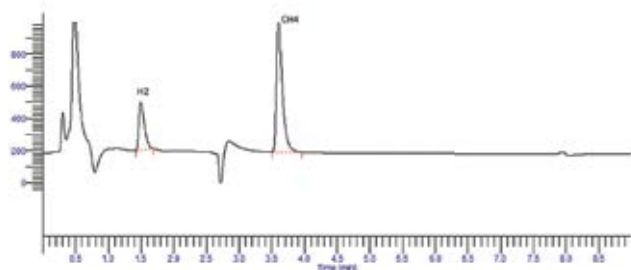


Figure 2

COMPONENT	CONC. (PPM)	PEAK HEIGHT	NOISE	S/N	LOD (PPB) S/N=3	LOQ (PPB) S/N=5
H <sub>2</sub>	5	296	0.02	14800	1.0	1.7
CH <sub>4</sub>	5	808	0.02	40400	0.4	0.6
CO <sub>2</sub>	5	223	0.02	11150	1.3	2.2
N <sub>2</sub>	5	793	0.02	39650	0.4	0.6
CO	5	110	0.02	5500	2.7	4.5

Figure 4

The use of Plasmadetek in this system provides excellent results regarding sensibility and selectivity. The Plasmadetek is ideal for this kind of analyses because it can support high volume of sample injection and we can adjust Make Up gas flow to obtain a suitable chromatogram. The installation of Plasmadetek on a Clarus GC is easy and don't need physical modification of the GC. Its design is in full harmony with the GC whose all parts are accessible for an easy modification (figure 5).

One of the main advantages of Plasmadetek is that it is maintenance free, so that gives a robust system for long analyses sequences in the laboratory or for on-line measuring analyzers. The large range of concentrations (from ppb to %) and the available selectivity of Plasmadetek make this detector ideal to work in a lot of domains where GC is necessary.

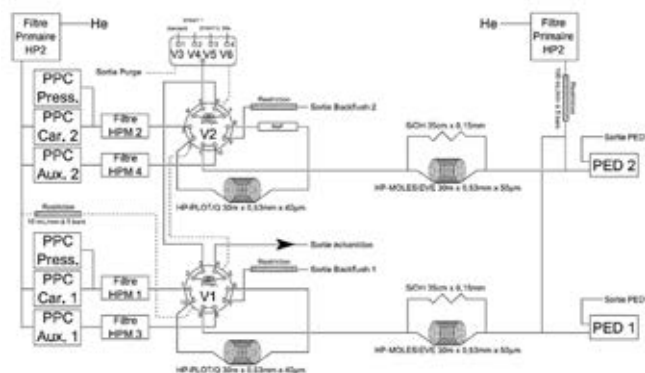


Figure 1

A 5 ppm standard of each permanent gas has been used to calibrate the system and determine LOQ for each component. The chromatograms shown below illustrate the results we can obtain from this configuration. The chromatogram in figure 2 is obtained with the detector optimized for H<sub>2</sub> and CH<sub>4</sub>. The chromatogram in figure 3 is obtained with the detector optimized for N<sub>2</sub>, CO and CO<sub>2</sub>.

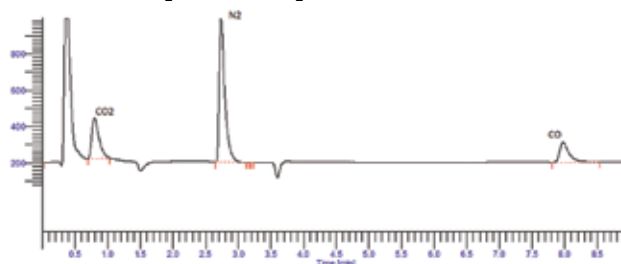


Figure 3

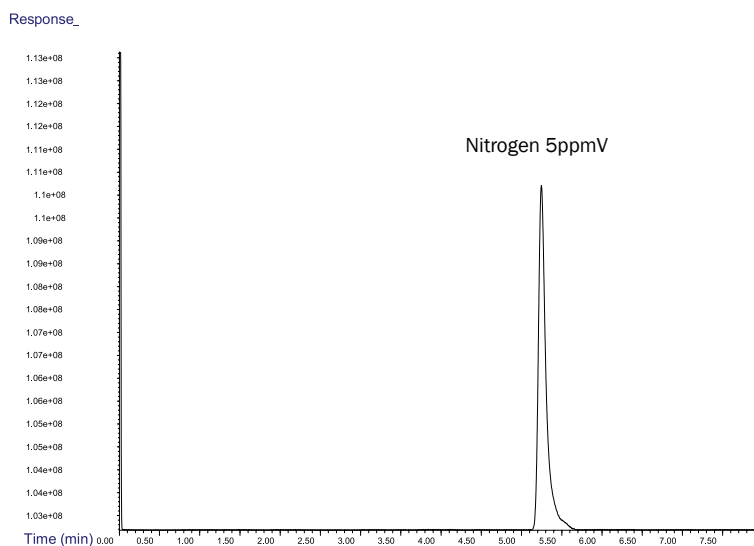


Figure 5

Application: Online analysis of four different streams. Monitoring nitrogen and impurities ( $H_2$ ,  $CH_4$ , HCs,  $O_2$  and  $CO_2$ ) at low level in Helium matrix with the PlasmaDetek.



The online analysis controller software (SRA Prochem) manages and anticipates the selection of the next stream. Alarms are generated when impurities concentration becomes critical. Peak reproducibility using the complete system is close to 1% (RSD; n=5).



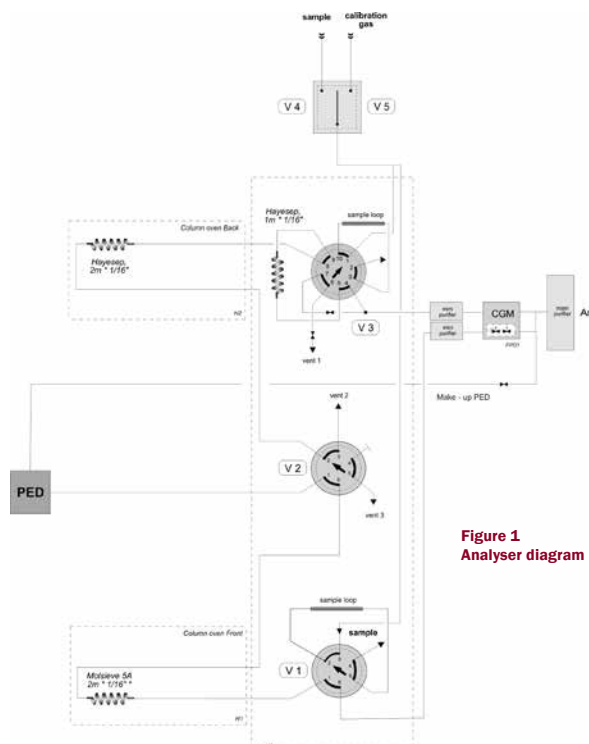
**SRAINSTRUMENTS**  
150 rue des Sources  
69280 Marcy l'Etoile  
France

T : 04.78.44.29.47  
F : 04.78.44.29.62  
info@sra-instruments.com  
www.sra-instruments.com

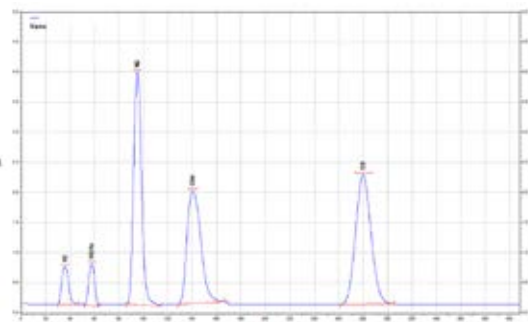
SA à Directoire et Conseil de surveillance  
au capital de 150.000 €  
RCS Lyon B 342 068 731  
APE 4669B  
SIRET: 342 068 731 00039  
Code TVA FR 40342068731

 **Agilent Technologies**  
Premier Solution Partner

Due to Helium shortage, gas suppliers see an increased request for alternative gases. Their clients demand high purity with exact specification for various applications like instrumental use and industrial production. Often PDD (Pulsed Discharge Detector) is used for measuring impurities in bulk gases. But in case of determining the purity of Argon, separation problems arise with this detector because Helium is used as carrier gas and the bulk Argon elutes close to Oxygen. The Plasmadetek-2 from LDetek offers the perfect solution here, since Argon is used as carrier gas, and therefore the bulk peak is not seen at all.



**Figure 1**  
Analyser diagram



**Figure 2**  
Chromatogram  
Molsieve column

Agilent 35000E Info	H2 Area	O2:Ar Area	H2 Area	CH4 Area	CO Area
Sample ID					
molsieve testFATHel...	203067.00	194281.00	1452795.00	1218724.00	1591571.00
molsieve testFATHel...	202392.00	195591.00	1452917.00	1219249.00	1590896.00
molsieve testFATHel...	205617.00	194085.00	1455726.00	1216440.00	1592798.00
molsieve testFATHel...	204789.00	195496.00	1455690.00	1223070.00	1582777.00
molsieve testFATHel...	205039.00	193659.00	1455817.00	1227535.00	1587183.00
molsieve testFATHel...	205447.00	195147.00	1455831.00	1220549.00	1584348.00
molsieve testFATHel...	205320.00	196256.00	1454897.00	1224874.00	1592919.00
molsieve testFATHel...	203894.00	195289.00	1455741.00	1226357.00	1573995.00
molsieve testFATHel...	206239.00	196406.00	1456723.00	1225968.00	1590468.00
molsieve testFATHel...	205231.00	194874.00	1457012.00	1227555.00	1587966.00
Min:	202392.00	193659.00	1452795.00	1216440.00	1573995.00
Max:	206239.00	196406.00	1457012.00	1227555.00	1592919.00
Mean:	204703.50	195129.40	1455314.90	1223012.10	1587494.10
Std Dev:	1211.05	867.00	1419.98	4022.07	5862.43
%RSD:	0.59	0.44	0.10	0.33	0.37

**Figure 3 - Repeatability**

Figure 1 shows a two-channel analyser with single Plasma Emission Detector. Valve V1 and Molsieve column analyse H<sub>2</sub>, N<sub>2</sub>, O<sub>2</sub>, CH<sub>4</sub> and CO in Ar. A second channel around valve V3 is present for analysing CH<sub>4</sub>, CO<sub>2</sub>, N<sub>2</sub>O and Ethane in Ar. For analysis of impurities in N<sub>2</sub>, a fore-flush column switching option is added to this channel to vent the bulk N<sub>2</sub>. Figure 2 shows the Molsieve chromatogram of an 11 ppm calibration standard. Figure 3 demonstrates the obtained repeatability, which is excellent. Valve V2 combines both channels to a single PlasmaDetect-2 detector, which contains up to four optical sensors for optimal sensitivity for each individual component, see figure 4. Figure 5 shows the integrated analyser using CompactGC<sup>4.0</sup>.



**Figure 4 - programming 4 optical sensors in one PlasmaDetect-2 detector**



**Figure 5 - CompactGC<sup>4.0</sup>**

GLOBAL ANALYSER SOLUTIONS  
P.O. Box 2148, 4800 CC Breda, The Netherlands  
T: +31 (0)76 5411800 F: +31 (0)842 206757  
info@gas-site.com www.gas-site.com



**PARTNER**

Antelia integrated PlasmaDetek series solutions in many GCs over the last years and is proud of its strong expertise for developing high performance applications. Antelia works with Perkin Elmer lab GC platform to develop their solutions. On top of that, Antelia also integrates PlasmaDetek on the compact GAS GC. Depending on the applications, Antelia uses the GAS compact series or the Perkin Elmer desktop GC.



**PlasmaDetek2(PED) mounted on the Clarus Perkin Elmer GC**



**PlasmaDetek1(PED) mounted on the Clarus Perkin Elmer GC**

**ANTELIA:** 9 Chemin de la Brocardière, 69570 DARDILLY • [contact@antelia.fr](mailto:contact@antelia.fr) • Port +33 6 77 01 51 25 • Tel +33 4 72 17 82 10 • Fax +33 4 78 66 07 03





CREATVAR  
TECHNOLOGY CORP.

## ANALYSIS OF TRACE IMPURITIES IN ELECTRONIC GRADE HYDROGEN USING AGILENT GC WITH PDHID AND PLASMADETEK 2

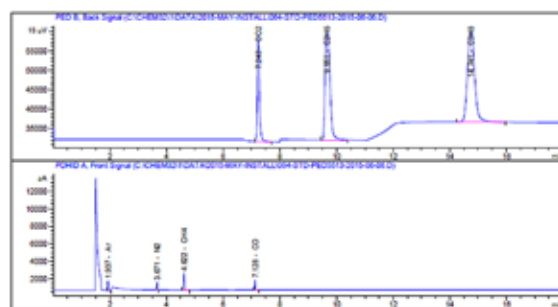

### APPLICATION

Impurities(Ar-O<sub>2</sub>-N<sub>2</sub>-CH<sub>4</sub>-CO-CO<sub>2</sub>) analysis of electronic grade Hydrogen at 10 to 20ppb level with the PDHID and Plasmadetek 2.

This analyzer has been configured with two independent channels, front channel for impurities(Ar-O<sub>2</sub>-N<sub>2</sub>-CH<sub>4</sub>-CO) measurement by PDHID and back channel for impurities(CO<sub>2</sub>,n-C<sub>2</sub>~4) measurement by PED. The system is based on a GC 6890N from Agilent equipped with electronic pressure control module. Two low leak rate 6 port and 4 port switching valves with Molsieve 5A column to perform bulk Hydrogen heart-cut technic and assure the baseline separation for Ar and O<sub>2</sub> in H<sub>2</sub> gas sample.



H2 Analyzer



Signal 1: PED B, Back Signal

RetTime [min]	Type	Area [15 $\mu$ V*s]	Amt/Area	Amount [ppm]	Grp	Name
7.243	BB S	1.44087e5	2.78998e-5	4.02000	CO2	
9.651	BB S	3.36276e5	3.28599e-5	11.05000	C2H6	
14.741	BB	4.07393e5	1.13159e-5	4.61000	C3H8	

Signal 2: PDHID A, Front Signal

RetTime [min]	Type	Area [pA*s]	Amt/Area	Amount [ppm]	Grp	Name
1.937	BBA	1860.75464	2.86443e-3	5.33000	Ar	
3.671	BB	1753.38501	3.59305e-3	6.30000	N2	
4.622	BB	4349.97461	1.13334e-3	4.93000	CH4	
7.128	BB	1978.74536	2.41567e-3	4.78000	CO	

LDL CALCULATION				
COMPONENT	Standard Gas Conc. (ppm)	Peak Height	3xNoise	MDL (ppb)
AR-PDDA	5.33	1826.99624	0.3381	9.36858
N2-PDDA	6.3	794.99384	0.3381	2.679304
CH4-PDDA	4.93	1911.48582	0.3381	8.72009
CO-PDDA	4.78	1107.18896	0.3381	1.45966
CO2-PEDB	4.02	19544.75508	6.4824	1.33331
C2H6-PEDB	11.05	16159.39258	6.4824	4.43275
C3H8-PEDB	4.61	15624.92695	6.4824	1.91258



Copyright (C) 2008 CREATVAR TECHNOLOGY ALL Right Reserved  
地址: 807 高雄市三民區北平二街10號7F  
Tel: 07-3150125 Fax: 07-3150025  
www.cvtweb.com.tw



Agilent Technologies

Premier Solution Partner

## PLASMADETEK2 (PED) MOUNTED ON DANI MASTER GC

### APPLICATION SUMMARY

At Microbial Analytics Sweden AB we have investigated gases dissolved in water for over two decades. The water is collected from deep boreholes in solid rock and the gases are dissolved in the water under very high pressure. The background is that some of these gases might act as fuel for microorganisms; other gases indicate ongoing microbiological processes. It is important to investigate these mechanisms because they might endanger long-term storage of for instance spent nuclear fuel. Also, in a shorter time span other structures underground might be heavily corroded by such mechanisms.

### SOLUTION

We have developed our own sampler design to collect and transfer the water pressurized to the laboratory. After extraction, we analyze the dissolved gases using several different gas chromatographs. The ranges of gases are the usual permanent gases, though present at unusual ratios and concentrations, as well as lighter hydrocarbons.

As a research institute it is important for us to keep the quality at a very high level. Because of this we have decided that all analytical results should be verified by multiple analyses on different gas chromatographs using alternative columns as well as alternative principles of detection.

Last year we decided to replace an older gas chromatograph that was set up with TCD detector as well as an FID detector and a methanizer. It was brought to our attention by the Swedish agent for PlasmaDetek2, Kovalent AB, that the plasma detector could be a useful alternative for the replacement instrument. Because of this we settled for the PlasmaDetek2 instead of the FID/methanizer setup on one channel in the new chromatograph, keeping TCD detection on the other channel.

For us this was a very fortunate decision since the PlasmaDetek2 has qualities difficult to obtain in other ways. Not only is it very easy to quantify carbon monoxide and

dioxide in the same run as the hydrocarbons without the need for a methanizer that has to be protected by switching valves. It is also possible to detect inert permanent gases in the same run. This is very much in line with our quality goals, to detect the analytes using different principles. Other instruments in our laboratory are still equipped with for instance FID detection and the results are compared, showing very good correlation.

Another positive effect was the ability to tune the sensitivity for different gases. In our samples we sometimes have to measure hydrogen at low concentration in the presence of comparatively high levels of neon. Chromatographic separation is possible, but not always optimal. Using the PlasmaDetek2, the sensitivity for hydrogen is much higher than for neon and the quantification gets a lot easier.

The PlasmaDetek2 (PED) detector has been a very positive experience for us!

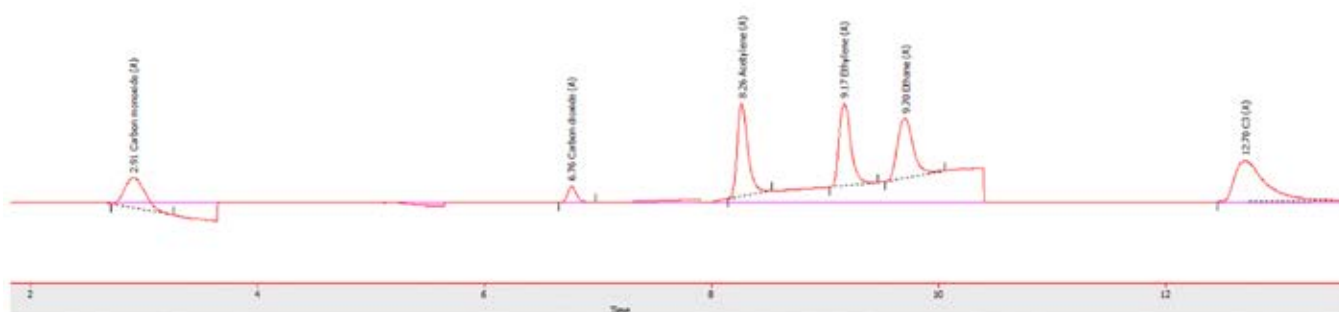
## RESULTS

The chromatogram below shows an example of analysis of a sample gas containing 0,10% of CO-CO<sub>2</sub>-C<sub>2</sub>H<sub>2</sub>-C<sub>2</sub>H<sub>4</sub>-C<sub>2</sub>H<sub>6</sub> and C<sub>3</sub> in balance nitrogen. The CH<sub>4</sub> is also measured in this application and the integration window appears at minute 5, but it is not present in the sample gas used for this analysis.

On the chromatogram, we can see that the CO peak is integrated in a slight drift that comes from the balance Nitrogen peak that elutes just before. The selectivity of the PlasmaDetek2 (PED) for the CO measurement makes it suitable to measure it, even if the column used cannot separate N<sub>2</sub> from CO perfectly.

The C<sub>2</sub>'s are also shown in a slight drift that comes from the temperature programming of the column. The peaks can be separated and integrated with success at any concentration.

The configuration of the system uses a single Carboxen 1010 column for the separation. The column temperature was programmed to allow the peaks having a late elution time to come earlier. The injection volume used was 100 micro liters.



## SYSTEM PICTURE



PlasmaDetek 2 (PED)



DANI Master GC

Koalent AB, Fältspatsgatan 6, 421 30 Västra Frölunda. Tel. +46 (0)31 709 81 80, e-post: koalent@koalent.se

## APPLICATION SUMMARY

As part of a research project for measuring greenhouse gases in France, more precisely for the N2O and CO2 for multiple soil sample analysis having a wide range of concentrations, the use of the PlasmaDetek2 (PED) detector and the Agilent 7890 GC combined with the Headspace 111 auto sampler system have been used in this proposed solution.

## CHALLENGE OF THE APPLICATION

The samples from different locations come in 40ml vials. More than 4000 samples have to be analyzed per campaign. The samples contain CO2 concentrations ranging from 500ppm up to 80% and N2O concentration from 300ppb up to 5000ppm. The system of detection must be able to cover each sample within 15 minute cycle time. Low and high concentrations are analyzed with the same system.

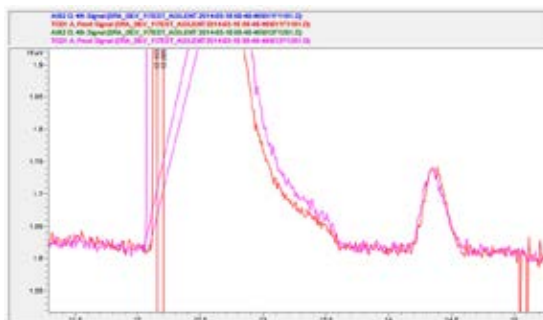
## SOLUTION

System implementation comprises a Headspace setter 111 positions coupled to an Agilent 7890 gas chromatograph (GC) equipped with purged valves and connected to two types of detectors, one TCD for high levels of CO2 in particular, and a PED (PlasmaDetek2 from LDetek) for traces of N2O. The advantage of this notorious PED detector with respect to ECD detector, frequently encountered in this application, is the absence of radioactive source subject to a heavy administrative procedure and staff empowerment. The presence of these two sensors in the same instrument, allows analysis and quantification of high levels of CO2 and very low levels of N2O.

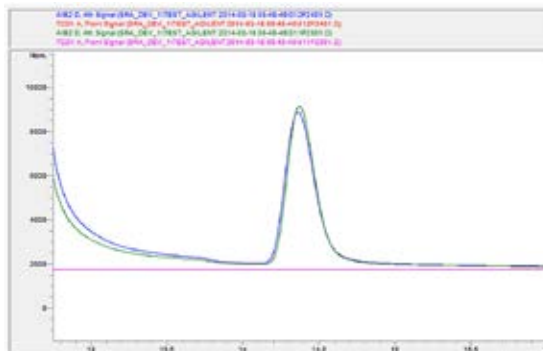
## SYSTEM PICTURE



## RESULTS



Chromatogram showing 80% CO2 and 40ppm N2O using TCD channel. This channel gives the ability to measure high concentration CO2.



Chromatogram showing 40ppm N2O using PED (PlasmaDetek2) channel. This channel is used for measuring low concentration N2O.

**SRAINSTRUMENTS**  
150 rue des Sources  
69280 Marcy l'Etoile  
France

T : 04.78.44.29.47  
F : 04.78.44.29.62  
info@sra-instruments.com  
www.sra-instruments.com

SA à Directoire et Conseil de surveillance au capital de 150.000 €  
RCS Lyon B 342 068 731  
APE 4669B  
SIRET: 342 068 731 00039  
Code TVA FR 40342068731

**Agilent Technologies**  
Premier Solution Partner



# HYDROGENICS

SHIFT POWER | ENERGIZE YOUR WORLD

Hydrogenics is a leading developer and manufacturer of hydrogen generation and hydrogen-based power systems. With a proven track-record of over 60-years of experience in fuel cell technology and innovation.

Hydrogenics helps companies reduce their footprint by reducing carbon emissions and producing clean renewable energy that can be sent back into the power grid. Hydrogenics super-dense PEM fuel cell allows for large-scale energy storage with unprecedented high-overload capability.

## SOLUTION

The 1 MW pilot plant in Daesan Korea produces renewable electricity from unclean hydrogen and sends it back to the Korean power grid to be used for home and industry. Hydrogenics needed a company that offered advanced quality critical monitoring system and LDetek delivered with its turnkey solution cabinet system. The MultiDetek 2 checks the level of purity to ensure no contaminants in the hydrogen stream being delivered to the PEM fuel cell. LDetek provided a full system including cabinet, LDGSS (streams selector) and carrier gas purifier. As a company that values safety and reliability, Hydrogenics only chooses best-in-class partners, making LDetek an ideal choice to do business with.

## INSTALLATION PICTURES



[WWW.HYDROGENICS.COM](http://WWW.HYDROGENICS.COM)

# 等离子体发射检测器在检测高纯氦气中 微量氖气的应用\*

胡树国, 张体强

(中国计量科学研究院, 北京 100029)

**摘要** 采用等离子体发射检测器(PED)和氦离子放电检测器(DID)对重量法制备的氦气中微量氖气进行了检测,对比了微量氖气在两种检测器上的灵敏度和重复性。结果显示,PED对氖气的检测灵敏度较高,氖气含量在0.03~0.3  $\mu\text{mol/mol}$  范围与响应值呈良好的线性关系,  $r^2=1.000$ , 检测限小于1  $\text{nmol/mol}$ , 测定结果的相对偏差小于2%( $n=6$ )。利用大气压离子质谱仪对检测限测试结果进行了验证。采用等离子体发射检测器检测氦气中微量氖气的方法,可以降低微量氖气标准物质的定值不确定度,为研制高准确度微量氖气标准物质奠定基础。

**关键词** 等离子体发射检测器; 高纯氦气; 微量氖气; 检测限; 气体标准物质

中图分类号: O657.3

文献标识码: A

文章编号: 1008-6145(2016)01-0078-03

## Application of Plasma Emission Detector in Determination of Trace Neon in High Purity Helium

Hu Shuguo, Zhang Tiqiang

(National Institute of Metrology, Beijing 100029, China)

**Abstract** Trace neon in helium prepared by gravimetric method was determined by gas chromatography with plasma emission detector and discharge ionization detector. Sensitivity and repeatability of trace neon in different detector were compared. The results showed that the detection sensitivity of PED was higher, the linear range of neon was 0.03–0.3  $\mu\text{mol/mol}$ , the correlation coefficients ( $r^2$ ) was 1.000, the detection limit was less than 1  $\text{nmol/mol}$ , the RSD was less than 2% ( $n=6$ ). By comparing the data of atmosphere pressure ion mass spectrometry, the reliability of the results was verified. The determination of trace neon in helium by plasma emission detector may decrease the uncertainty of neon reference material, which lays the foundation of development of high precision trace neon standard material.

**Keywords** plasma emission detector; high purity helium; trace neon; detection limit; gas standard material

氦气是主要的工业气体品种之一,被广泛应用于军工、科研、石化、制冷、医疗、半导体、管道检漏、超导实验、金属制造、深海潜水、高精度焊接、光电子产品生产等。在实验室中,氦气主要作为气相色谱仪、气体质谱仪等仪器的载气使用。在氦气应用领域中,使用者对其纯度有着较高的要求,氦气中杂质检测是判断氦气纯度的重要手段。国标 GB/T 4844-2011<sup>[1]</sup>中给出了4种不同纯度氦气中氖气、氢气、氩气、氧气、氮气、一氧化碳、二氧化碳、甲烷和水分共9种杂质含量的指标,并建议除水分外,其它8种组分可以利用氦放电离子化色谱法测定。在这8种杂质中,氖气是比较特殊的一种气体,通常不能通过纯化方法去除;此外,氖气电离能较高,在氦离子放电色谱仪上的响应值低,检测灵敏度不高,在有些检测器仪器上,甚至没有响应信号。

在研制高准确度氦气中微量氖气标准物质过程中,需要准确定量高纯氦气中微量氖气,氖气的检测限及其不确定度对标准物质的定值有很大影响,因此选择合适的仪器定量检测氖气以及确定仪器的检测限是研制标准物质的关键。

蔡体杰<sup>[2]</sup>等对微量氖气的检测方法进行了总结。笔者实验室有两台不同原理的放电离子化色谱仪,一台为放电离子化色谱仪(检测器为氦离子放电检测器, DID),另一台为脉冲放电氦离子化色谱仪(检测器为脉冲放电氦离子检测器, PDHID)。配有 DID<sup>[3]</sup>或 PDHID<sup>[4-5]</sup>检测器的气相色谱仪主要用于高纯气体中杂质的分析和检测,在标准物质研制及气体分析等领域有着广泛应用。通过使用两台

\* 国家支撑计划项目(2013BAK10B03)

联系人: 胡树国; E-mail: hushg@nm.ac.cn

收稿日期: 2015-10-20



色谱仪对微量氖气的检测发现,配有 DID 的色谱仪可以检测到高纯氦气中的氖气,而配有 PDHID 的色谱仪对氖气没有响应,这与文献中报道一致<sup>[3]</sup>。除了上述常见的 DID 外,目前新购置了一台配有等离子体发射检测器 (PED) 的气相色谱仪。PED 是一种新型色谱检测器,其原理是在检测器的石英小池周围加以高频、高强度的电磁场,在高频、高强电磁场的作用下载气和杂质气体被电离为等离子体,等离子体具有较高的能量,样品进入检测器的石英小池之后,被等离子体电离并发出不同波长的光,主组分发出的光不能通过被检测组分的滤光片,这样就避免了主组分的干扰,光信号经光电二极管转化为电信号,因此 PED 检测器是一种选择性光谱检测器<sup>[6]</sup>。

笔者利用配有 DID 和 PED 的气相色谱仪对重量法制备的 3 瓶氦气中微量氖气混合气进行了分析比较,结果发现 PED 对氖气的检测灵敏度较高。利用 3 瓶混合气的重量值和在 PED 上的响应值进行线性拟合,得到了微量氖气在 PED 上的检出限,并计算出检出限的不确定度。

## 1 实验部分

### 1.1 主要仪器与气体

氦放电离子色谱仪:592 型,美国 GOW-MAC 公司;

等离子体发射色谱仪: MULTIDETEK2 型,美国 LDetek 公司;

大气压离子质谱仪:APIX 8 Q 型,美国 Thermo Fisher 公司;

高纯氦气:纯度大于 99.999%,北京氦普北分工业气体有限公司;

高纯氖气:纯度大于 99.999%,北京首钢氧气厂;

氦气中微量氖气混合气体:氖气含量分别为 0.276  $\mu\text{mol/mol}$  (L0054012<sup>#</sup> 瓶), 0.101  $\mu\text{mol/mol}$  (305593<sup>#</sup> 瓶), 0.028  $\mu\text{mol/mol}$  (L0054174<sup>#</sup> 瓶)。

### 1.2 仪器工作条件

#### 1.2.1 DID 色谱仪

色谱柱: 13X 分子筛柱 (3 m  $\times$  3.2 mm); 柱温: 80 $^{\circ}\text{C}$ ; 检测器温度: 室温; 放电电压: 300 V。

#### 1.2.2 PED 色谱仪

色谱柱: Argotek 柱 (2.4 m  $\times$  3.2 mm); 柱温: 45 $^{\circ}\text{C}$ ; 检测器温度: 60 $^{\circ}\text{C}$ ; 增益值: 10。

#### 1.2.3 大气压离子质谱仪

选择离子: 20; 放电电压: 1 200 V。

## 2 结果与讨论

### 2.1 氖气在 DID 和 PED 上响应对比试验

选用同一瓶高纯氦气根据重量法原理<sup>[7]</sup>利用微量转移技术<sup>[8-9]</sup>制备 3 瓶氦气中氖气, 瓶号为 L0054174<sup>#</sup> (0.028  $\mu\text{mol/mol}$ ), 305593<sup>#</sup> (0.101  $\mu\text{mol/mol}$ ), L0054012<sup>#</sup> (0.276  $\mu\text{mol/mol}$ )。分别采用 DID 检测器和 PED 检测器对稀释气 (高纯氦) 和制备的 3 瓶混合气进行分析, 结果见表 1。

表 1 稀释气和 3 瓶混合气中氖气在 DID 和 PED 上的响应 ( $n=6$ )

气体	DID		PED	
	响应值/ (mV $\cdot$ s)	RSD/ %	响应值/ (mV $\cdot$ s)	RSD/ %
稀释气 (高纯氦气)	0	—	0	—
L0054174 <sup>#</sup> 混合气	0	—	381.8	2.0
305593 <sup>#</sup> 混合气	158.1	4	1 390.2	0.5
L0054012 <sup>#</sup> 混合气	347.5	3	3 839.6	0.5

由表 1 可知, 对于 0.1  $\mu\text{mol/mol}$  以上的微量氖气在 DID 和 PED 检测器上均有响应; 当氖气含量下降至 0.03  $\mu\text{mol/mol}$  时, 在 DID 检测器上没有响应, 而在 PED 检测器上响应值仍较高, 如图 1 所示。

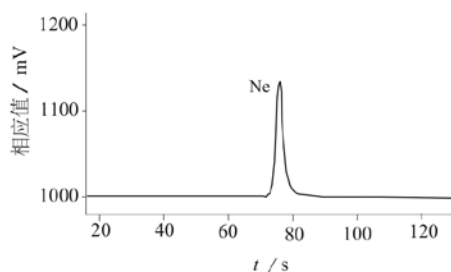


图 1 含量为 0.03  $\mu\text{mol/mol}$  氖气在 PED 上的响应

### 2.2 线性方程

对于 DID 检测器, 由于低含量氖气混合气在 DID 上没有响应, 无法获得线性方程。利用表 1 中 PED 对混合气体的检测数据, 以氖气的含量 ( $X$ ,  $\mu\text{mol/mol}$ ) 为横坐标, 以响应值 ( $Y$ ) 为纵坐标进行线性回归, 得回归方程为  $Y=13\,952.3419X-13.029\,0$ ,  $r^2=1.000$ 。

### 2.3 检测器的重复性

从表 1 可以看出, 随着氦气中氖气含量的降低, 氖气在 DID 和 PED 上响应值的相对标准偏差逐渐增大。氖气在 DID 检测器上响应值的相对标准偏差明显大于 PED 检测器。原因可能是 DID 检测器需要通过提高放电电压才能实现检测氖气, 而提高放电电压将增大基线噪声; 另一方面, 低含量的氖气在 DID 上的响应值较小, 从而导致重复性变差。PED 检测器具有较高的灵敏度, 氖气含量大于 0.1  $\mu\text{mol/mol}$  时, 其 6 次进样测定结果的相对标准偏

差为0.5%;氦气含量低于 $0.1\text{ }\mu\text{mol/mol}$ 时,相对标准偏差为2.0%。

#### 2.4 PED检测限的确定

用于制备微量氦气混合气的稀释气(高纯氦气)在PED检测器上没有响应,说明稀释气中的氦气含量低于PED仪器的检测限。当仪器响应值为零( $Y=0$ )时,可通过拟合的方程计算出 $X$ 值为 $0.93\text{ nmol/mol}$ ,由此推断氦气在PED上的检测限为 $1\text{ nmol/mol}$ 左右。根据文献方法<sup>[10]</sup>计算得检测限的标准不确定度为 $0.51\text{ nmol/mol}$ 。

为进一步验证数据的准确性和可靠性,利用高灵敏度高的气压离子质谱仪<sup>[11-12]</sup>对结果进行了核验,测试结果显示,稀释气中氦气杂质含量小于 $1\text{ nmol/mol}$ ,这与PED检测器上得出的结论相一致。根据PED测试结果,可以给出用于制备3瓶混合气体的稀释气中氦气的含量小于 $1\text{ nmol/mol}$ ,考虑到还有其它因素的影响,将PED对氦气检测限的不确定度扩大为 $1\text{ nmol/mol}$ 。

假设研制 $1\text{ }\mu\text{mol/mol}$ 的微量氦气标准物质,如果以DID色谱仪对稀释气中的氦气进行检测,以检测限 $30\text{ nmol/mol}$ 作为不确定度,则由制备引入的相对不确定度至少为3%;而以PED检测限 $1\text{ nmol/mol}$ 作为不确定度,引入的相对不确定度为0.1%。由此可见,氦气的检测限对于研制高准确度氦气中微量氦气标准物质非常重要。

### 3 结语

利用等离子发射检测器PED对3瓶重量法制

备的氦气中微量氦气混合气进行了检测,检测灵敏度较高。通过线性拟合,得出了PED对氦气的检测限及检测限的不确定度,为研制高准确度的微量氦气标准物质奠定了基础。配有PED新型检测器的气相色谱仪,在检测微量氦气方面与常规仪器相比具有较高的灵敏度,是目前检测氦气中微量氦气的理想仪器。

#### 参考文献

- [1] GB/T 4844-2011 纯氦、高纯氦和超纯氦[S].
- [2] 蔡体杰,刘雅珍,张扬,等.关于氦离子化检测器气相色谱法分析氦中微量氦[J].低温与特气,2012(4): 85-91.
- [3] 李富勇,郭东方,金伟,等.气相色谱用氦等离子体离子化检测器研究进展[J].分析科学学报,2012(2): 279-284.
- [4] 胡树国,金美兰,盖良京.利用脉冲放电氦电离色谱检测高纯气体中微量无机杂质[J].计量技术,2007(6): 36-38.
- [5] 胡树国,韩桥,李春瑛.高纯甲烷纯气体中的杂质分析——CCQM K66国际比对[J].化学分析计量,2009,18(6): 67-69.
- [6] 黎文字,张晓红.等离子发射检测器(PED)及相关技术在气相色谱中的应用[J].低温与特气,2014,32(3): 48-54.
- [7] GB/T 5274-2008 气体分析校准用混合气体的制备称量法[S].
- [8] 胡树国,李佳.利用气体微量转移技术制备低含量R12气体标准物质[J].化学分析计量,2012(6): 67-69.
- [9] 胡树国,王德发,王哲.微量气体转移技术在重量法制备各气体标准物质中的应用[J].计量学报,2013(1): 72-75.
- [10] 刘渊,建华,王茂仁.直线拟合中的不确定度计算[J].物理与工程,2009,19(2): 25-27.
- [11] 张体强,胡树国,韩桥.大气压电离质谱及其用于超高纯气体分析研究进展[J].岩矿测试,2014,33(6): 775-781.
- [12] 张体强,胡树国,韩桥.大气压电离质谱在超高纯气体纯度分析中的应用[J].分析测试学报,2014,33(7): 854-858.

#### 用技术革新破解食品安全难题

80后小伙陈建军开发一种试剂,在3~5 min内快速检测出食品中的农药、兽药、毒素、重金属含量,甚至能检测是否转基因。

食品安全大于天。蔬菜农残超标、肉里含有瘦肉精、奶里有三聚氰胺一波又一波的问题,让人觉得吃啥也不放心。与之相对应的,目前食品的国标检测方法成本高、周期长,基层食品安全监管部门很难用上。

陈建军从代理产品做起,2011年某知名火腿肠品牌被检出含有瘦肉精,引起轩然大波。瘦肉精其实主要有3种,使用最多的就是盐酸克仑特罗,其次是沙丁胺醇。陈建军说,他代理的产品检测速度快,价格适中,中标了沙丁胺醇检测项目,这次中标当年让他销售数百万元。但遗憾的是这个产品没有中标盐酸克仑特罗检测,原因是速度不够快。企业把猪肉放在生产线上,每次只停留1 min,当时只有一家企业的产品能1 min出结果。

2013年起,陈建军开始和华中农业大学专家合作开发转基因检测剂。由于检测准确度高、价格只有进口产品的60%,产品很快打开市场。不仅农业部门需要,一些大米加工企业也需要用它来鉴别原料米是否混有转基因。随后又与湖北一些高校开展产学研合作,研发出30多种自有品牌的检测试剂盒。

个人消费市场是陈建军的下一个目标。陈建军说:“我们刚刚研发出一种黄曲霉毒素的检测产品,如果投入市场,老百姓自己就可以在家里检测牛奶里的黄曲霉毒素是否超标,甚至可以检测饭馆里是不是用了地沟油”。黄曲霉毒素是一种食物霉变就可产生的致癌物质,变苦的坏瓜子、花生,里面都含有它。奶牛如果吃了霉变的饲料,牛奶里也可能残留黄曲霉毒素。

陈建军说,虽然我们不是权威的食品安全状况发布机构,但我们希望用自己的产品,帮助大家吃到放心的食品。

(人民日报)



www.Idetek.com

193

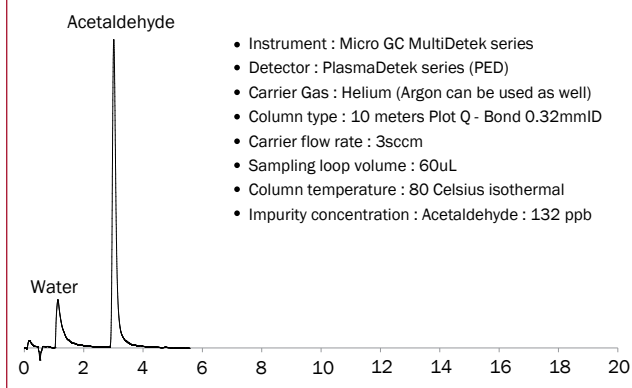
# IMPURITIES

Chromatograms #

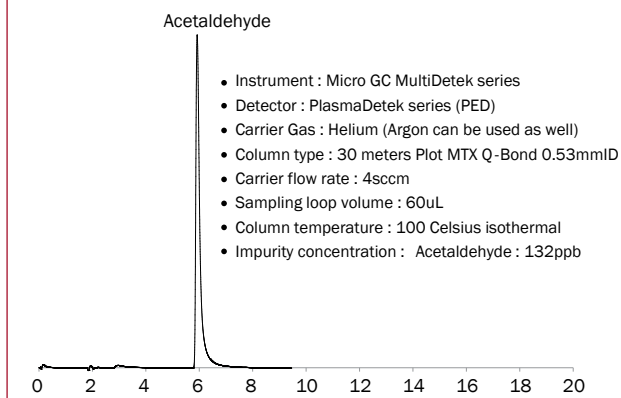
1,3-Butadiene (1,3-C <sub>4</sub> H <sub>6</sub> )	73
Acetaldehyde	1-2-3-4-76
Acetic acid	5
Acetylene	6-7-8-9-10-11-23-69-73
Ammonia	13
Argon	14-15-16-17-18-19-71-72
Arsine	20-21-22
Benzene(C <sub>6</sub> H <sub>6</sub> )	76
Butadiene (C <sub>4</sub> H <sub>6</sub> )	23
Butane (C <sub>4</sub> H <sub>10</sub> )	23
Butylene	6-7-8
Butylene (C <sub>4</sub> H <sub>8</sub> )	23
c-2-Butane (C-2-C <sub>4</sub> H <sub>8</sub> )	73
Carbon dioxide	1-24-25-26-27-64-65-30-19-31-32-33-23-34-35-36-37-66-67-71-73-74-75
Carbon monoxide	6-25-38-30-19-39-31-40-32-33-41-34-35-36-37-42-66-67-71-73-76
Carbonyl sulfide	5-43-44-45-46
Ethane	6-7-8-9-10-23-69-73
Ethanol (C <sub>2</sub> H <sub>6</sub> O)	74
Ethylene	6-7-8-9-10-23-69-73
Formaldehyde	3-4
Formic acid	5
Helium	38
Hydrogen	6-25-18-38-30-58-19-39-32-33-34-35-36-37-66-67
Hydrogen sulfide	5-43-44-45-46
iso-Butane (i-C <sub>4</sub> H <sub>10</sub> )	73
iso-Butylene (i-C <sub>4</sub> H <sub>8</sub> )	73
iso-Pentane (i-C <sub>5</sub> H <sub>12</sub> )	73
Krypton	18-47-70-72
Methane	6-25-7-10-26-27-48-38-30-58-19-39-31-40-32-49-33-19-23-34-35-36-37-66-67-68-69-71-73-75
n-Pentane (N-C <sub>5</sub> H <sub>12</sub> )	73
Neon	18-19
Nitrogen	17-24-6-47-52-53-56-57-38-30-58-19-39-31-40-33-41-34-35-36-37-42-66-67-71-72-73-74-76
Nitrous oxide	11-27-48-54-49-23-5-75
Non methane hydrocarbons	19-33-34-35-36-37-67-68-69-71
Oxygen	6-25-56-57-30-38-58-19-39-31-32-42-66-67-71-73
Phosphine	59-60-61
Propane	6-7-8-9-10-23
Propylene	6-7-8-9-10-23
Sulfur hexafluoride	42-62-75
t-2-butane (T-2-C <sub>4</sub> H <sub>8</sub> )	73
Tetrafluoromethane	42-63
Water	1-8-13-20-21-3-44-45-61-64-65
Xenon	70



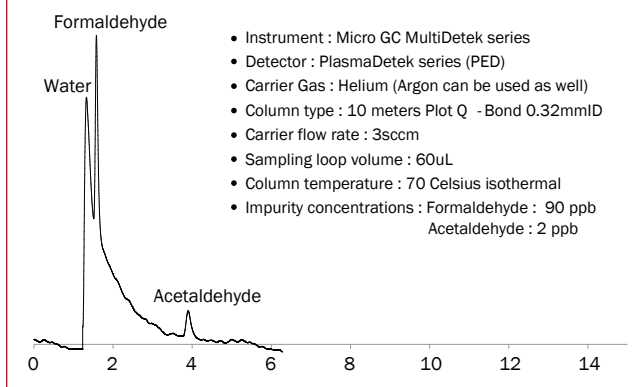
CHROMATOGRAM #1



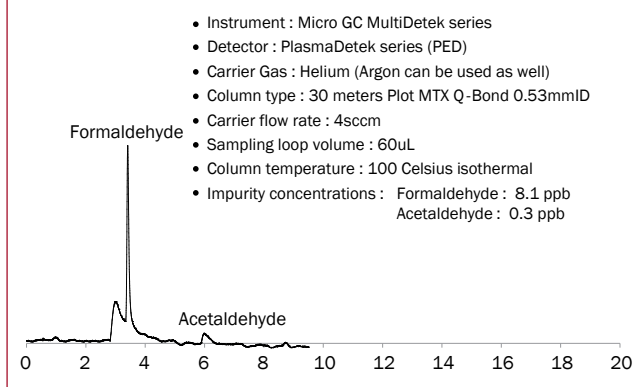
CHROMATOGRAM #2



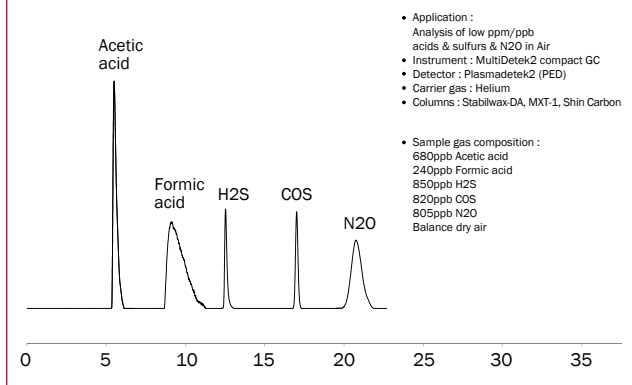
CHROMATOGRAM #3



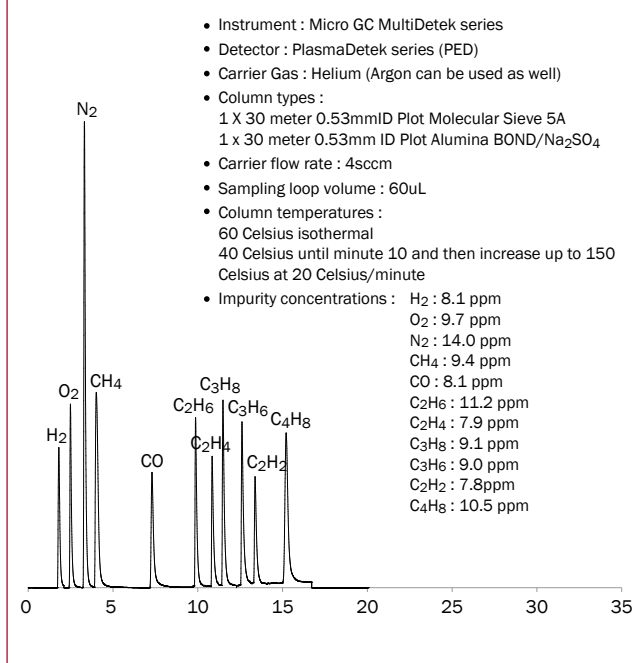
CHROMATOGRAM #4



CHROMATOGRAM #5

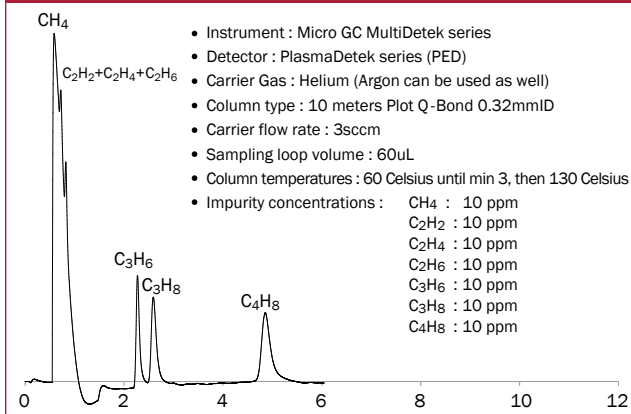


CHROMATOGRAM #6

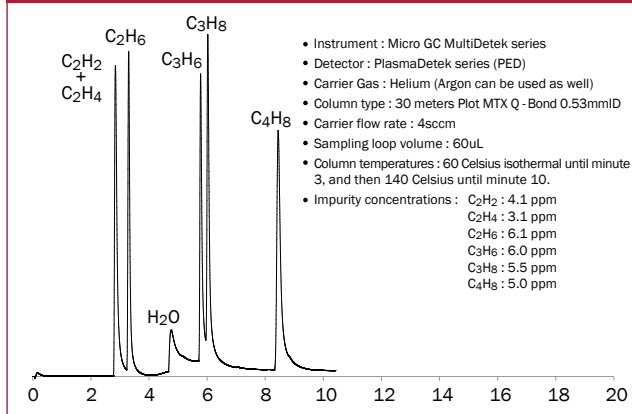




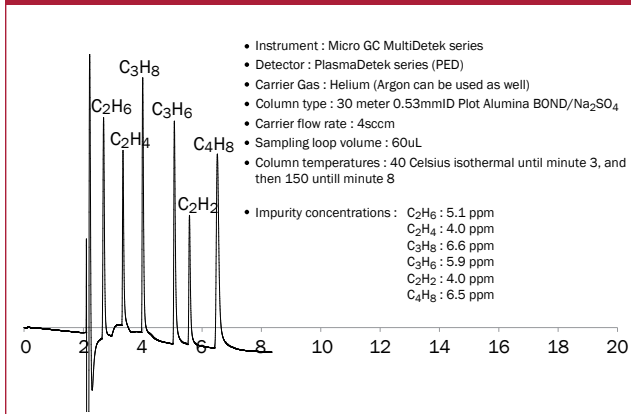
CHROMATOGRAM #7



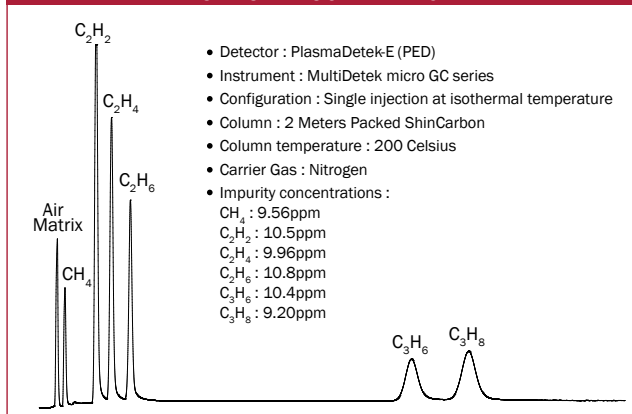
CHROMATOGRAM #8



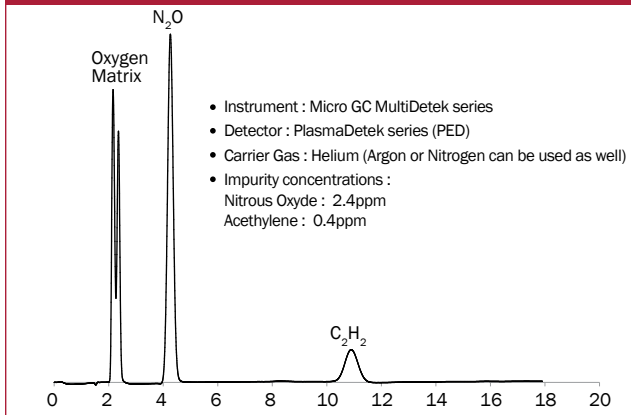
CHROMATOGRAM #9




CHROMATOGRAM #10



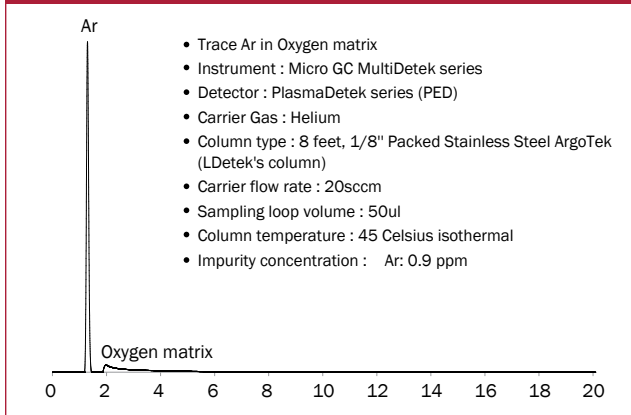
CHROMATOGRAM #11



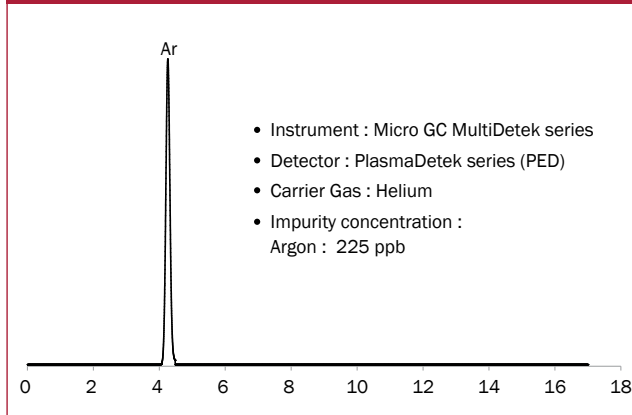
CHROMATOGRAM #13



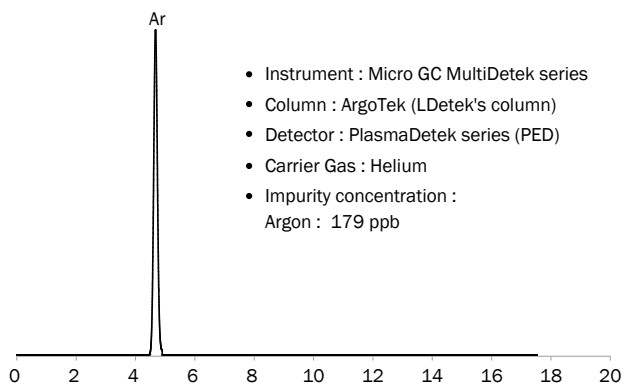
CHROMATOGRAM #14



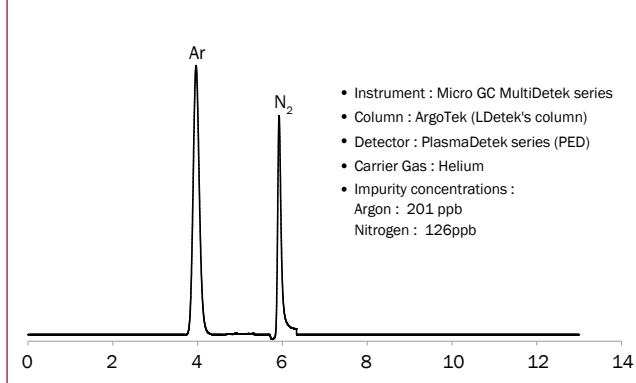
CHROMATOGRAM #15



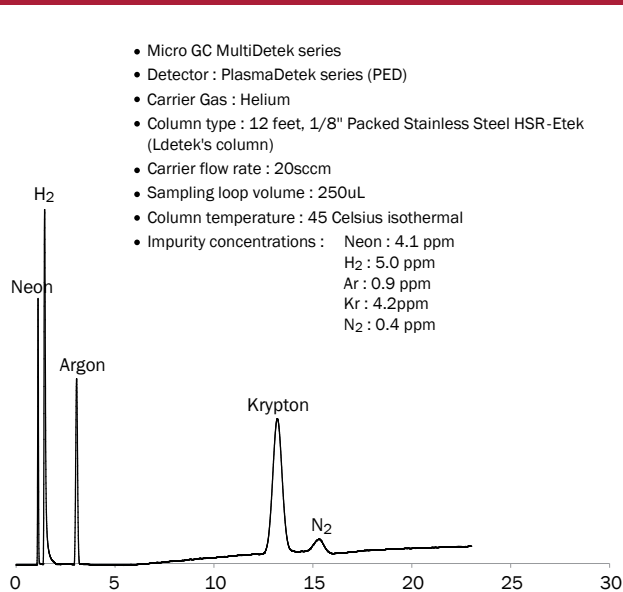
CHROMATOGRAM #16



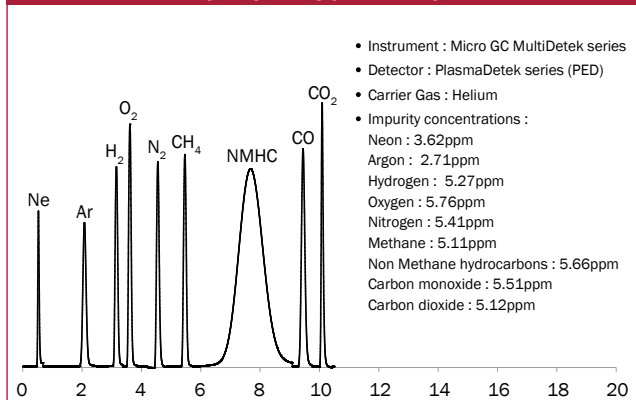
CHROMATOGRAM #17



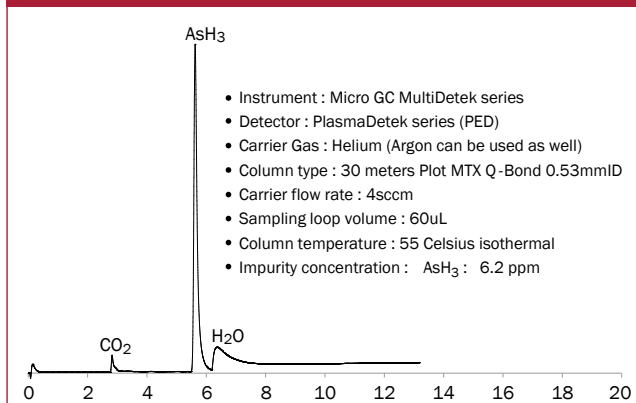
CHROMATOGRAM #18



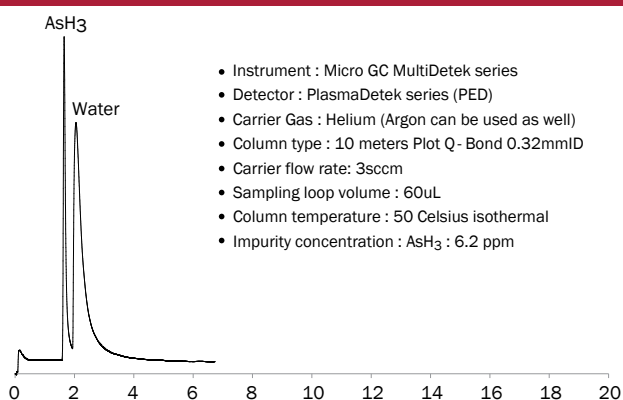
CHROMATOGRAM #19



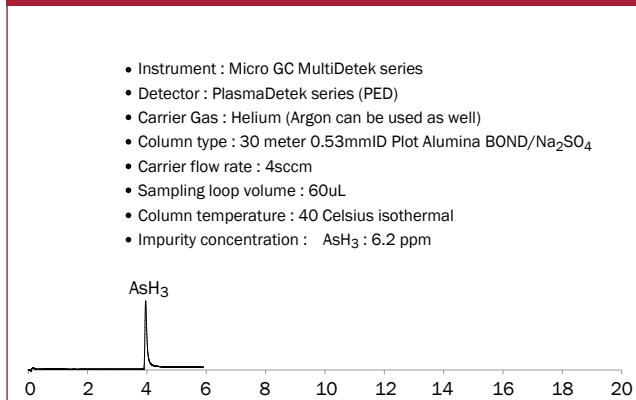
CHROMATOGRAM #21



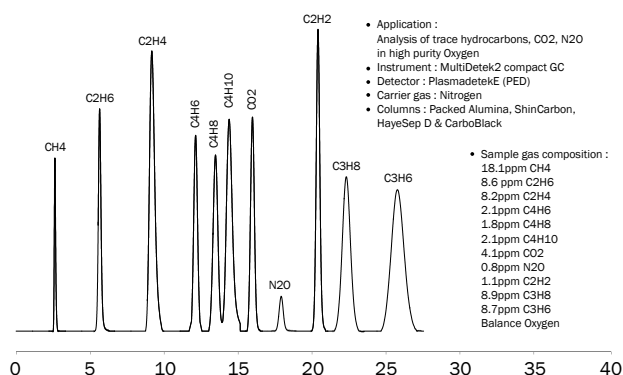
CHROMATOGRAM #20



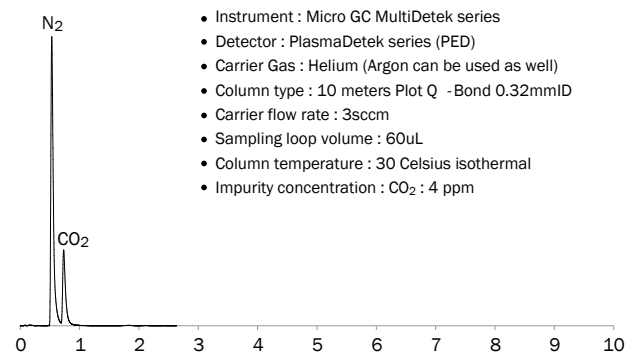
CHROMATOGRAM #22



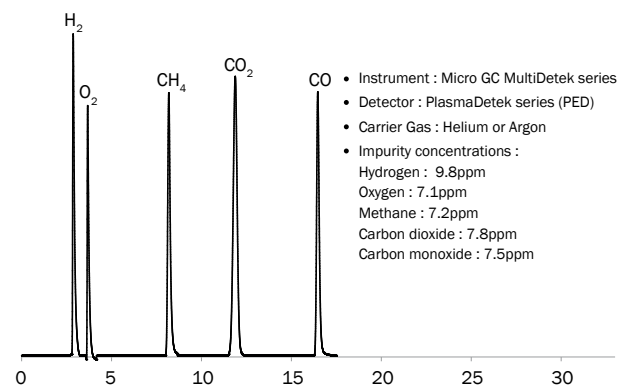
CHROMATOGRAM #23



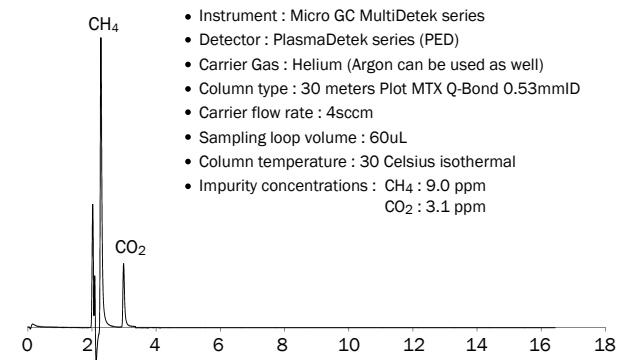
CHROMATOGRAM #24



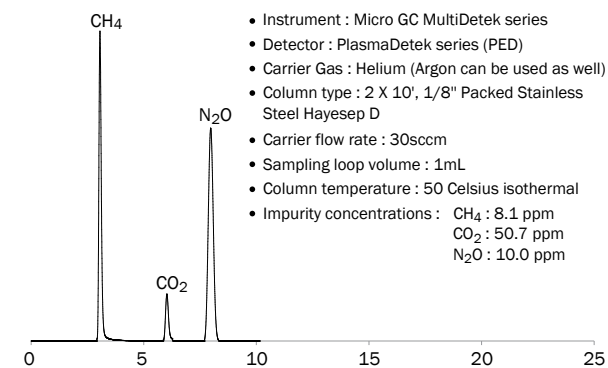
CHROMATOGRAM #25



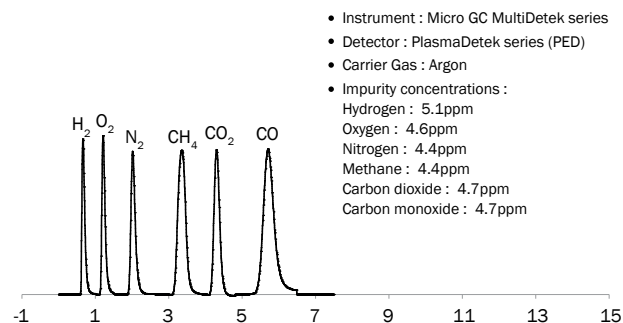
CHROMATOGRAM #26



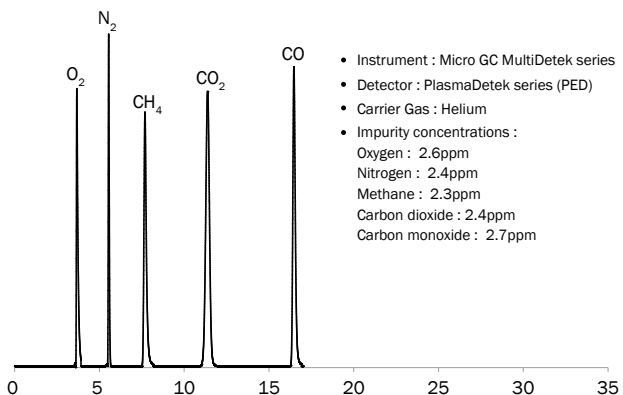
CHROMATOGRAM #27



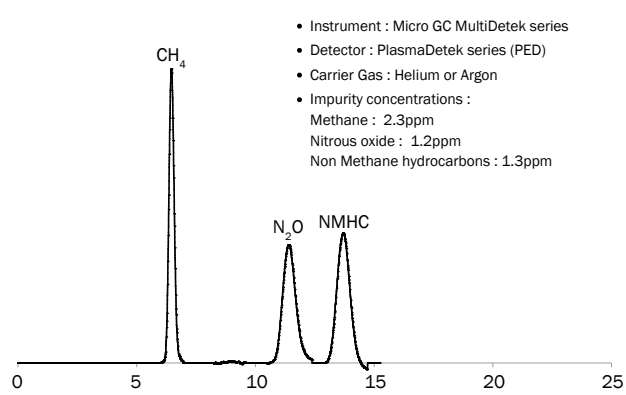
CHROMATOGRAM #30



CHROMATOGRAM #31

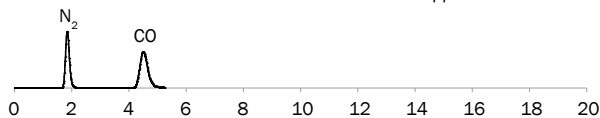


CHROMATOGRAM #32



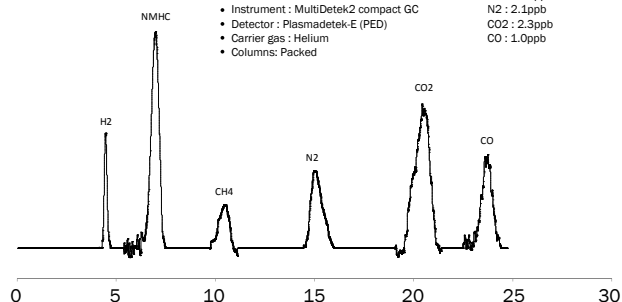
CHROMATOGRAM #33

- Instrument : Micro GC MultiDetek series
- Detector : PlasmaDetek series (PED)
- Carrier Gas : Argon
- Impurity concentrations :  
Nitrogen : 0.9ppm  
Carbon monoxide : 0.7ppm



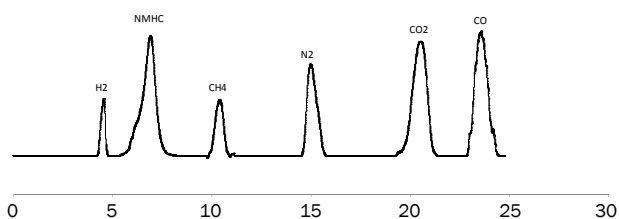
CHROMATOGRAM #34

- Application : Analysis of low ppb H<sub>2</sub>-NMHC-CH<sub>4</sub>-N<sub>2</sub>-CO<sub>2</sub>-CO in electronic grade gas Oxygen
- Instrument : MultiDetek2 compact GC
- Detector : Plasmadetek-E (PED)
- Carrier gas : Helium
- Columns: Packed
- Sample gas composition :  
H<sub>2</sub> : 3.1ppb  
NMHC : 3.2ppb  
CH<sub>4</sub> : 0.9ppb  
N<sub>2</sub> : 2.1ppb  
CO<sub>2</sub> : 2.3ppb  
CO : 1.0ppb



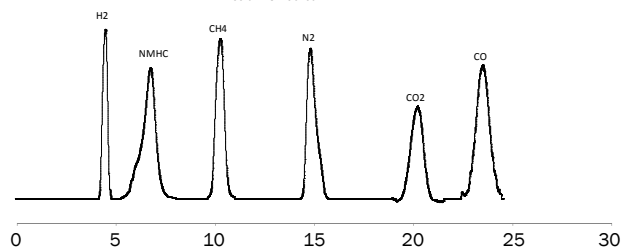
CHROMATOGRAM #35

- Application : Analysis of low ppb H<sub>2</sub>-NMHC-CH<sub>4</sub>-N<sub>2</sub>-CO<sub>2</sub>-CO in electronic grade gas Oxygen
- Instrument : MultiDetek2 compact GC
- Detector : Plasmadetek-E (PED)
- Carrier gas : Helium
- Columns: Packed
- Sample gas composition :  
H<sub>2</sub>= 7.5ppb  
NMHC : 9.1ppb  
CH<sub>4</sub>= 6.1ppb  
N<sub>2</sub>= 7.2 ppb  
CO<sub>2</sub> =5.9ppb  
CO= 4.1ppb



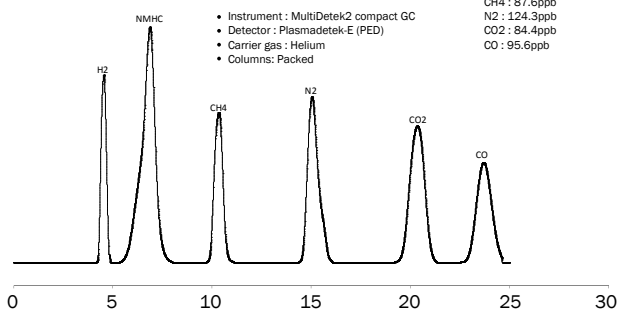
CHROMATOGRAM #36

- Application : Analysis of low ppb H<sub>2</sub>-NMHC-CH<sub>4</sub>-N<sub>2</sub>-CO<sub>2</sub>-CO in electronic grade gas Oxygen
- Instrument : MultiDetek2 compact GC
- Detector : Plasmadetek-E (PED)
- Carrier gas : Helium
- Columns: Packed
- Sample gas composition :  
H<sub>2</sub> = 38.2ppb  
NMHC : 25.2ppb  
CH<sub>4</sub> = 36.8 ppb  
N<sub>2</sub> = 36.9 ppb  
CO<sub>2</sub> = 26.4 ppb  
CO= 36.4 ppb



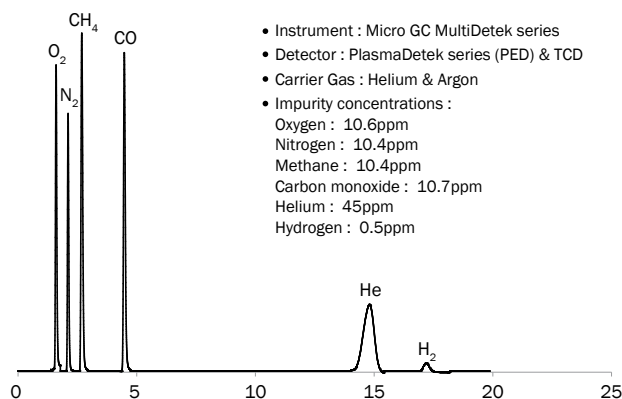
CHROMATOGRAM #37

- Application : Analysis of low ppb H<sub>2</sub>-NMHC-CH<sub>4</sub>-N<sub>2</sub>-CO<sub>2</sub>-CO in electronic grade gas Oxygen
- Instrument : MultiDetek2 compact GC
- Detector : Plasmadetek-E (PED)
- Carrier gas : Helium
- Columns: Packed
- Sample gas composition :  
H<sub>2</sub> : 111.9ppb  
NMHC : 129.2ppb  
CH<sub>4</sub> : 87.6ppb  
N<sub>2</sub> : 124.3ppb  
CO<sub>2</sub> : 84.4ppb  
CO : 95.6ppb



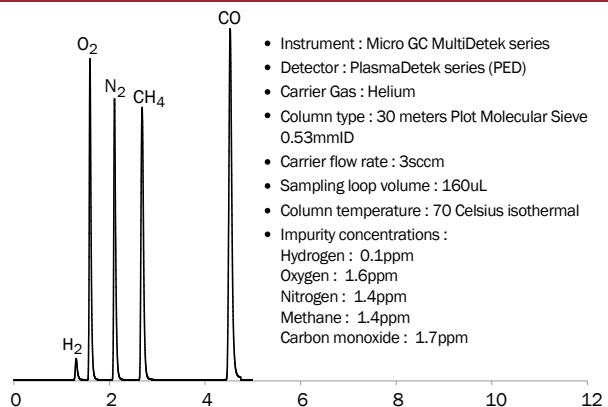
CHROMATOGRAM #38

- Instrument : Micro GC MultiDetek series
- Detector : PlasmaDetek series (PED) & TCD
- Carrier Gas : Helium & Argon
- Impurity concentrations :  
Oxygen : 10.6ppm  
Nitrogen : 10.4ppm  
Methane : 10.4ppm  
Carbon monoxide : 10.7ppm  
Helium : 45ppm  
Hydrogen : 0.5ppm



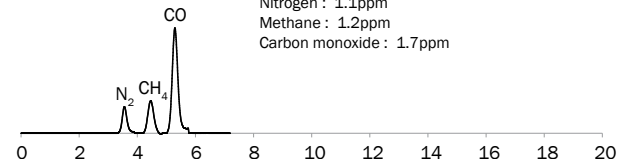
CHROMATOGRAM #39

- Instrument : Micro GC MultiDetek series
- Detector : PlasmaDetek series (PED)
- Carrier Gas : Helium
- Column type : 30 meters Plot Molecular Sieve 0.53mmID
- Carrier flow rate : 3sccm
- Sampling loop volume : 160uL
- Column temperature : 70 Celsius isothermal
- Impurity concentrations :  
Hydrogen : 0.1ppm  
Oxygen : 1.6ppm  
Nitrogen : 1.4ppm  
Methane : 1.4ppm  
Carbon monoxide : 1.7ppm



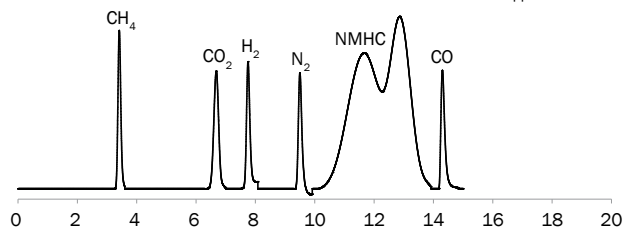
CHROMATOGRAM #40

- Instrument : Micro GC MultiDetek series
- Detector : PlasmaDetek series (PED)
- Carrier Gas : Argon
- Impurity concentrations :  
Nitrogen : 1.1ppm  
Methane : 1.2ppm  
Carbon monoxide : 1.7ppm

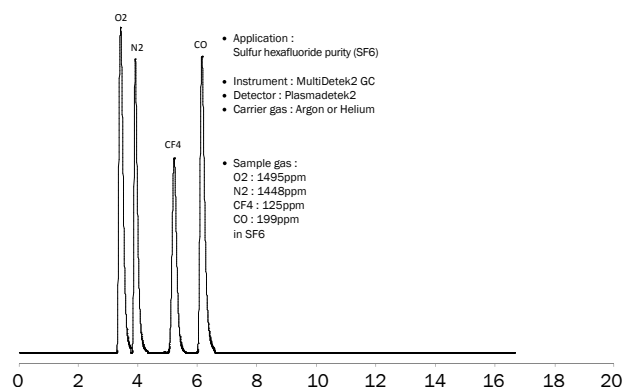


**CHROMATOGRAM #41**

- Instrument : Micro GC MultiDetek series
- Detector : PlasmaDetek series (PED)
- Carrier Gas : Helium or Argon
- Impurity concentrations :  
Methane : 5.38ppm  
Carbon dioxide : 4.12ppm  
Hydrogen : 4.73ppm  
Nitrogen : 5.86ppm  
Non Methane hydrocarbons : 5.38ppm  
Carbon monoxide : 4.92ppm

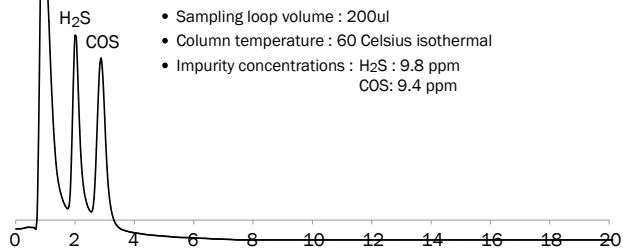
**CHROMATOGRAM #42**

- Application : Sulfur hexafluoride purity (SF6)
- Instrument : MultiDetek2 GC
- Detector : Plasmadetek2
- Carrier gas : Argon or Helium
- Sample gas :  
O2 : 1495ppm  
N2 : 1448ppm  
CF4 : 125ppm  
CO : 199ppm  
in SF6

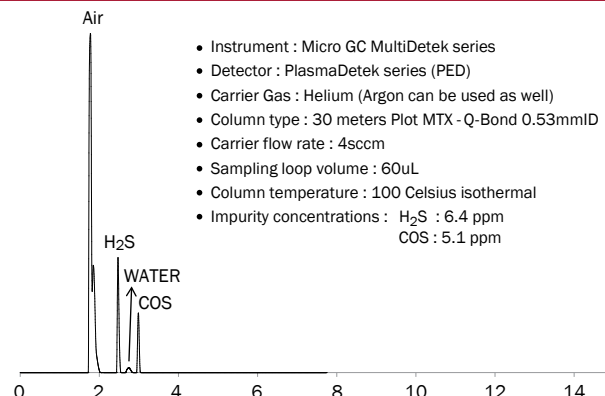
**CHROMATOGRAM #43**

Nitrogen matrix

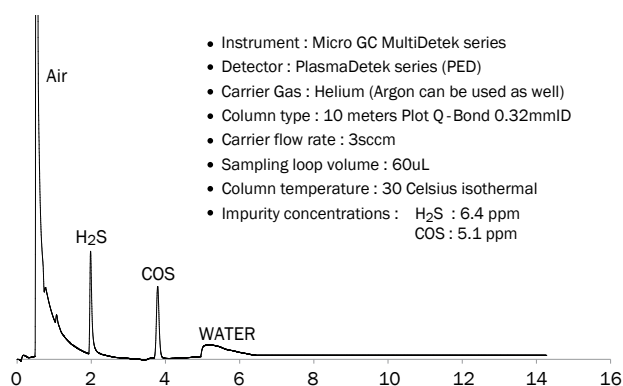
- Instrument : Micro GC MultiDetek series
- Detector : PlasmaDetek series (PED)
- Carrier Gas : Argon (Helium can be used as well)
- Column type : 1 meter micro packed 1/16"OD Rt - XLSulfurs
- Carrier flow rate : 8sccm
- Sampling loop volume : 200uL
- Column temperature : 60 Celsius isothermal
- Impurity concentrations : H2S : 9.8 ppm  
COS : 9.4 ppm

**CHROMATOGRAM #44**

- Instrument : Micro GC MultiDetek series
- Detector : PlasmaDetek series (PED)
- Carrier Gas : Helium (Argon can be used as well)
- Column type : 30 meters Plot MTX - Q-Bond 0.53mmID
- Carrier flow rate : 4sccm
- Sampling loop volume : 60uL
- Column temperature : 100 Celsius isothermal
- Impurity concentrations : H2S : 6.4 ppm  
COS : 5.1 ppm

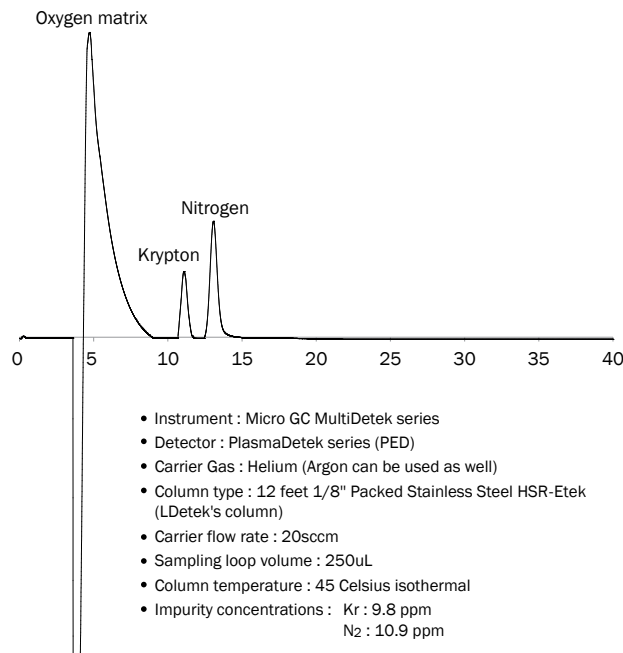
**CHROMATOGRAM #45**

- Instrument : Micro GC MultiDetek series
- Detector : PlasmaDetek series (PED)
- Carrier Gas : Helium (Argon can be used as well)
- Column type : 10 meters Plot Q - Bond 0.32mmID
- Carrier flow rate : 3sccm
- Sampling loop volume : 60uL
- Column temperature : 30 Celsius isothermal
- Impurity concentrations : H2S : 6.4 ppm  
COS : 5.1 ppm

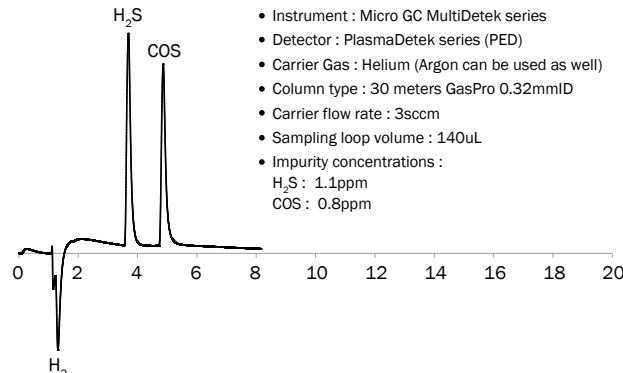
**CHROMATOGRAM #47**

Oxygen matrix

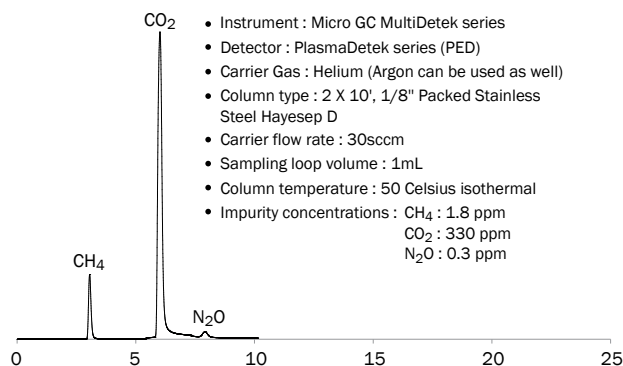
- Instrument : Micro GC MultiDetek series
- Detector : PlasmaDetek series (PED)
- Carrier Gas : Helium (Argon can be used as well)
- Column type : 12 feet 1/8" Packed Stainless Steel HSR-Etek (LDetek's column)
- Carrier flow rate : 20sccm
- Sampling loop volume : 250uL
- Column temperature : 45 Celsius isothermal
- Impurity concentrations : Kr : 9.8 ppm  
N2 : 10.9 ppm

**CHROMATOGRAM #46**

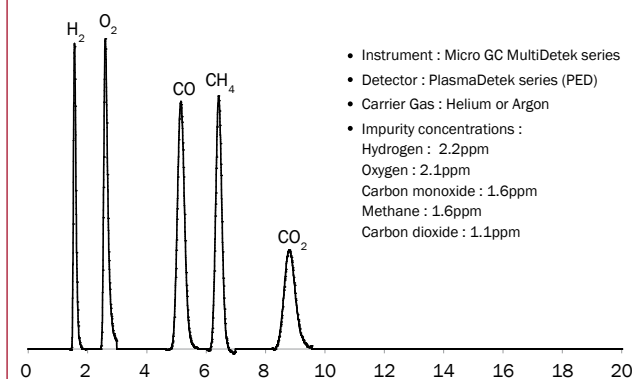
- Instrument : Micro GC MultiDetek series
- Detector : PlasmaDetek series (PED)
- Carrier Gas : Helium (Argon can be used as well)
- Column type : 30 meters GasPro 0.32mmID
- Carrier flow rate : 3sccm
- Sampling loop volume : 140uL
- Impurity concentrations :  
H2S : 1.1ppm  
COS : 0.8ppm




## CHROMATOGRAM #48



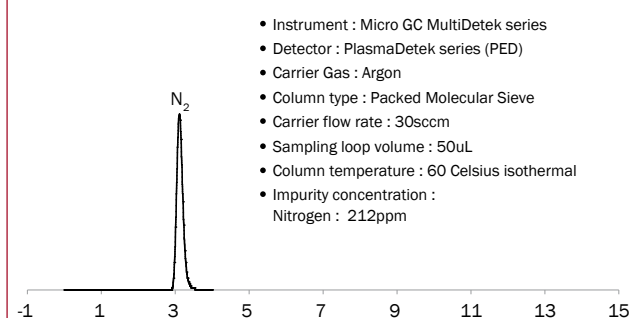
## CHROMATOGRAM #49



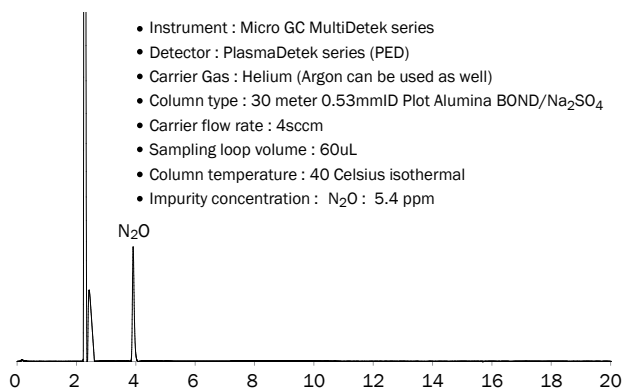
## CHROMATOGRAM #52



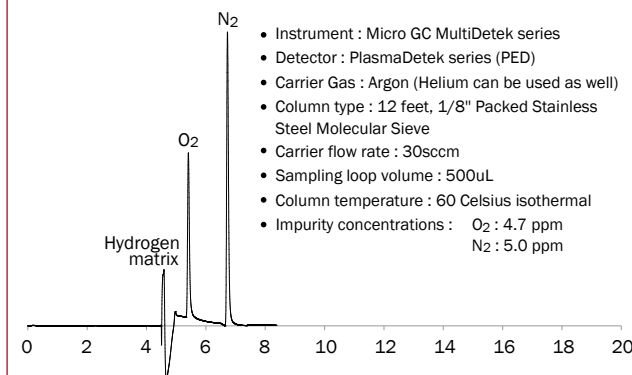
## CHROMATOGRAM #53




## CHROMATOGRAM #54



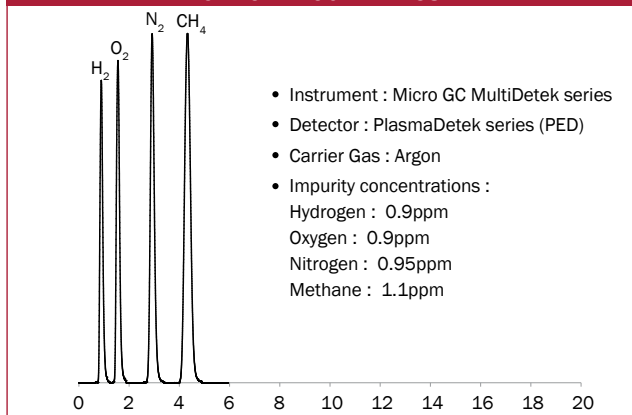
## CHROMATOGRAM #56



## CHROMATOGRAM #57

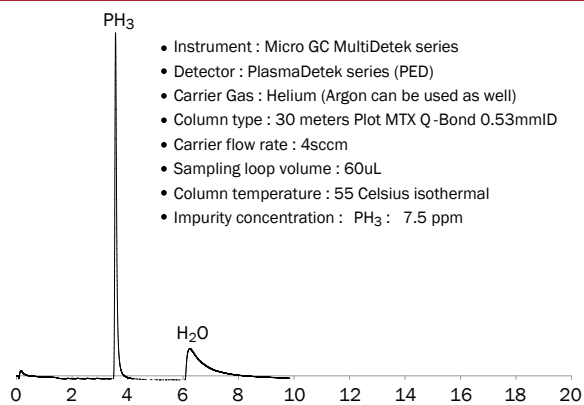


## CHROMATOGRAM #58

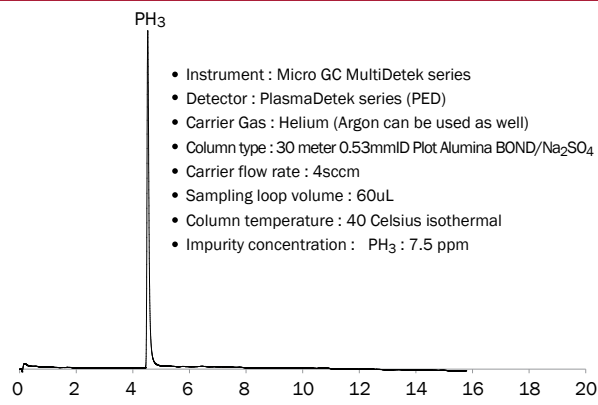




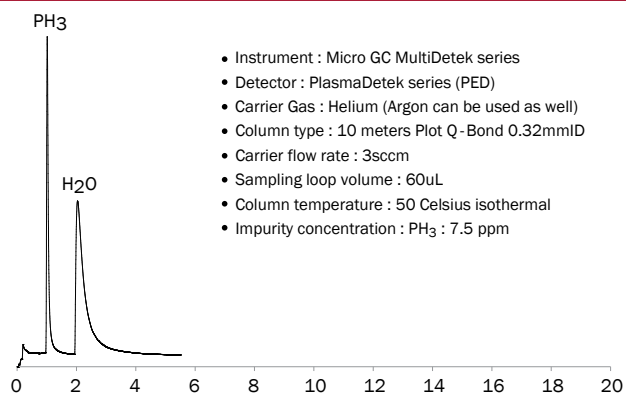
CHROMATOGRAM #59



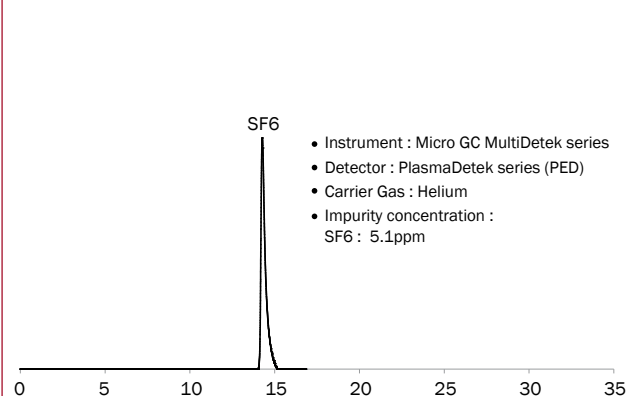
CHROMATOGRAM #60



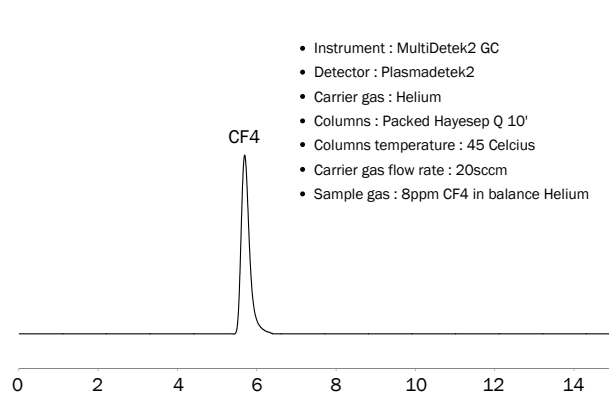
CHROMATOGRAM #61



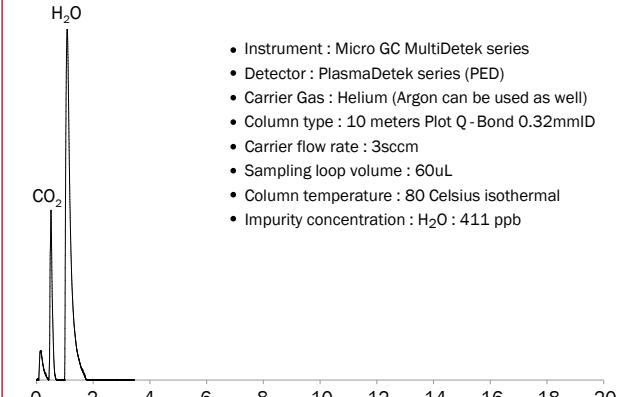
CHROMATOGRAM #62




CHROMATOGRAM #63



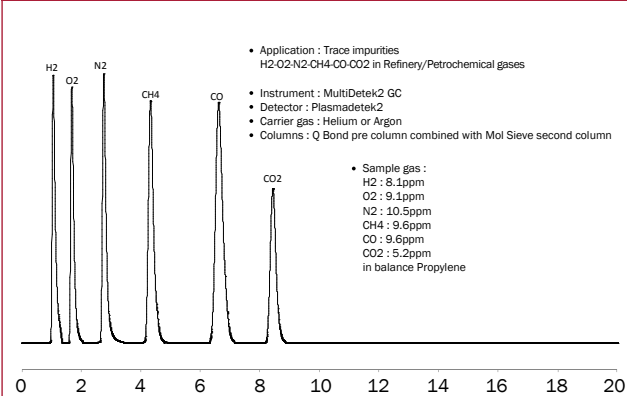
CHROMATOGRAM #64



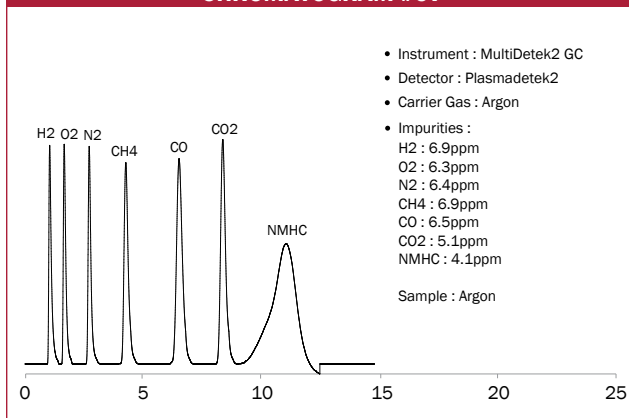
CHROMATOGRAM #65



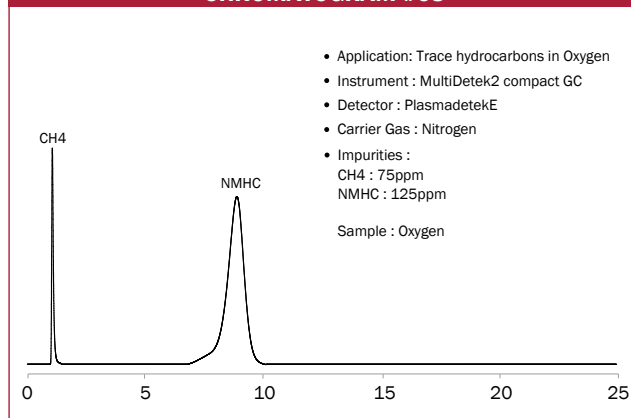
CHROMATOGRAM #66



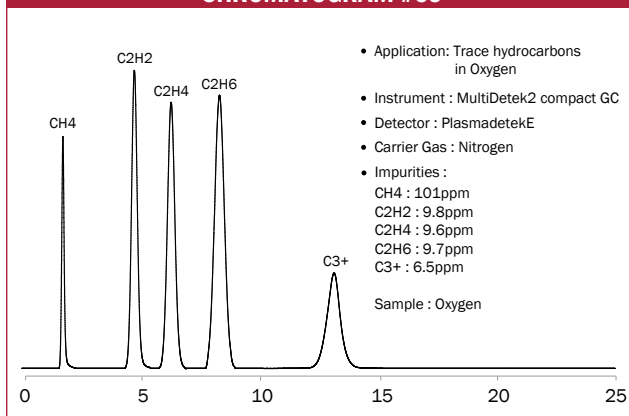
CHROMATOGRAM #67



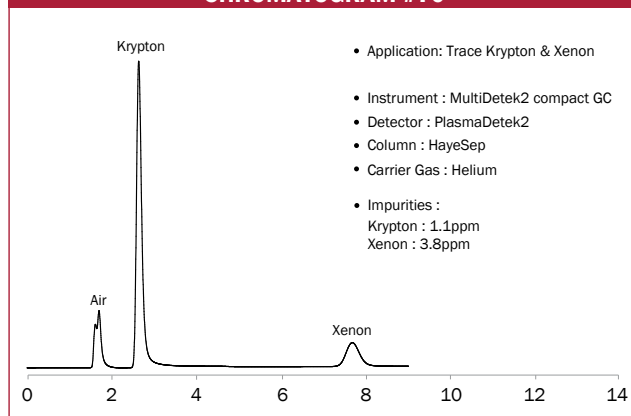
CHROMATOGRAM #68



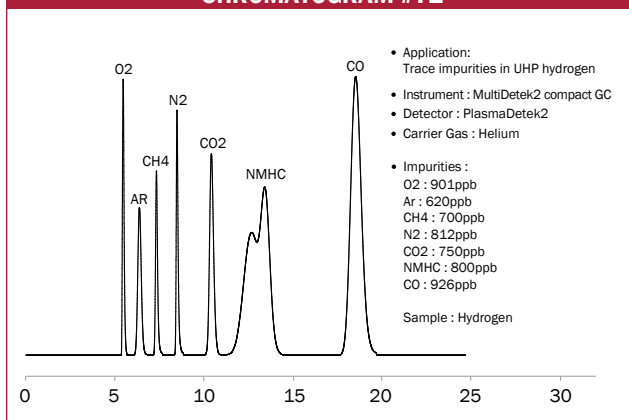
CHROMATOGRAM #69



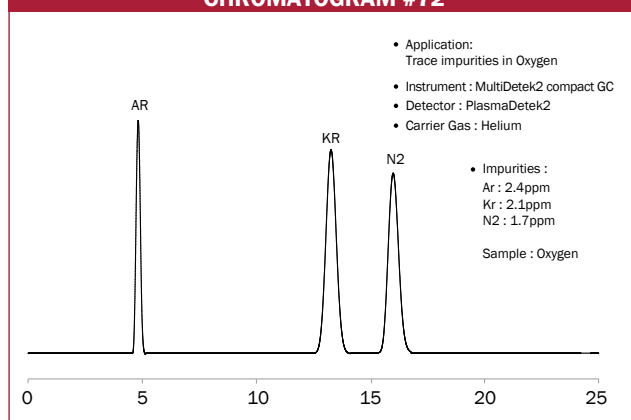
CHROMATOGRAM #70



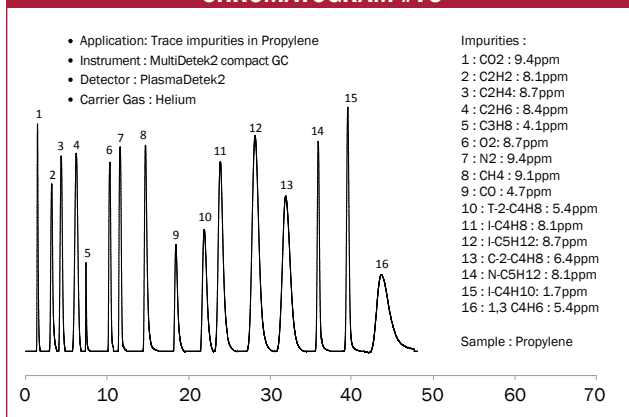
CHROMATOGRAM #71



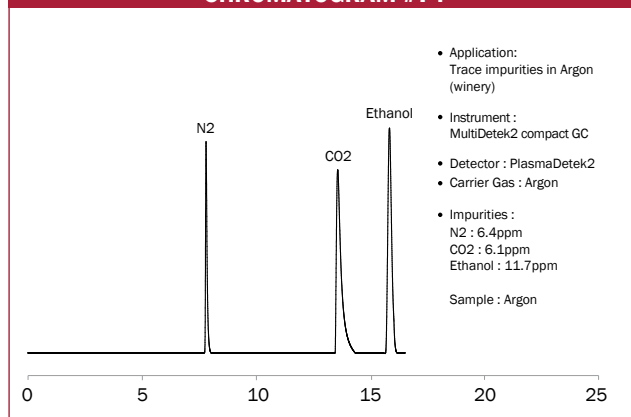
CHROMATOGRAM #72



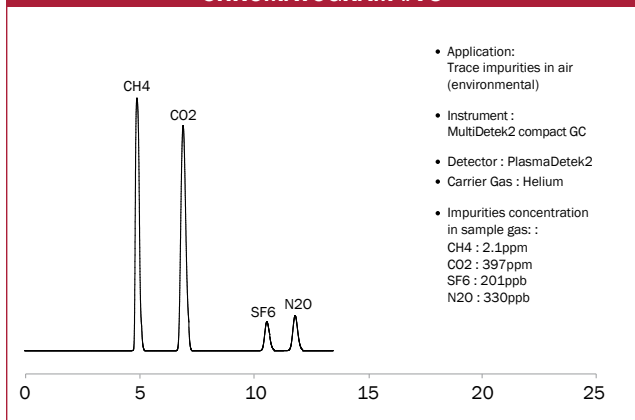
CHROMATOGRAM #73



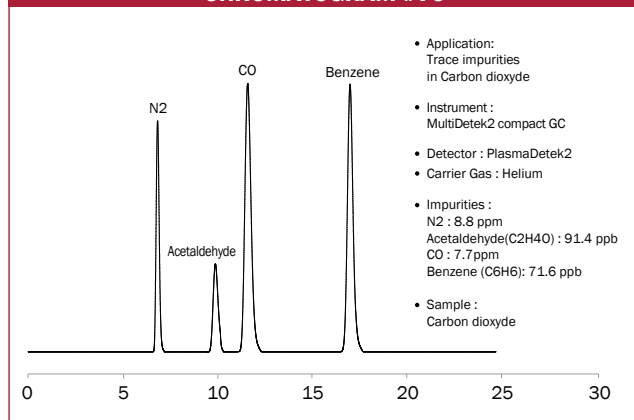
CHROMATOGRAM #74



CHROMATOGRAM #75



CHROMATOGRAM #76

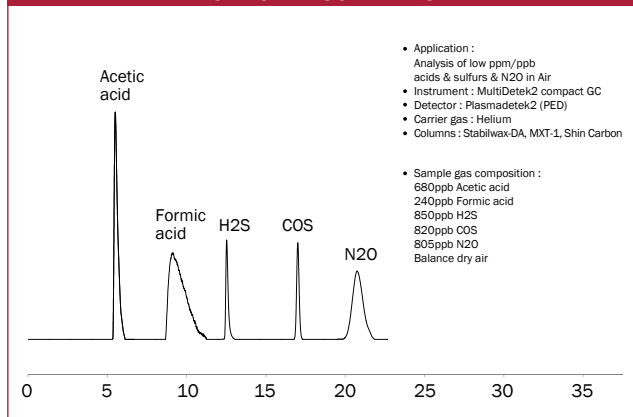


# SAMPLES

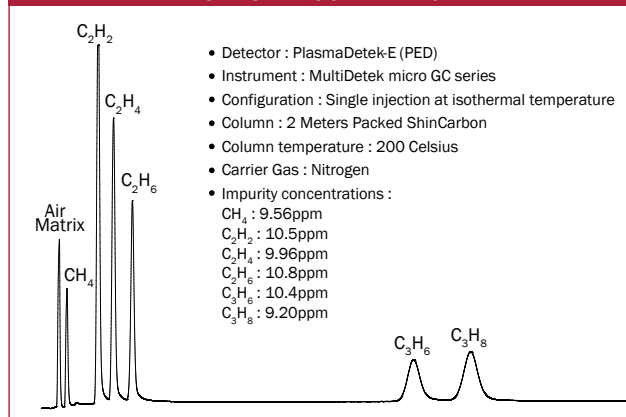
Chromatograms #

Air .....	5-10-44-45-48-75
Argon .....	30-54-58-67-74
Carbon Dioxide .....	76
Crude Argon .....	52-53
Ethylene .....	66
Helium .....	19-39
Hydrogen .....	15-31-40-46-56-57-71
Hydrogen Chloride .....	25
Natural gas .....	50-51
Neon .....	38
Nitrogen .....	9-13-16-32-43-49
Oxygen .....	11-14-17-23-33-34-35-36-37-41-47-68-69-72
Propylene .....	66-73
Sulfur hexafluoride .....	42-63
Syngas .....	44-45
Xenon .....	62

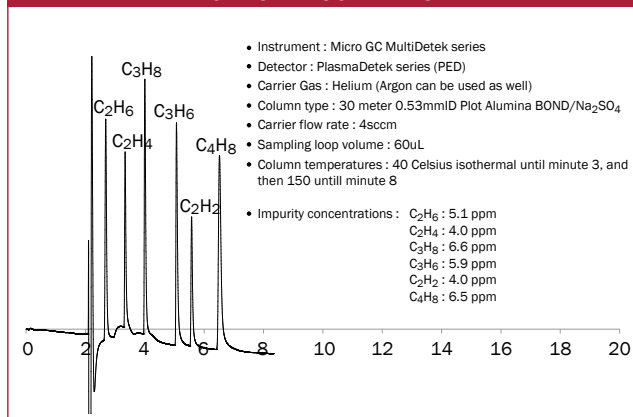
CHROMATOGRAM #5



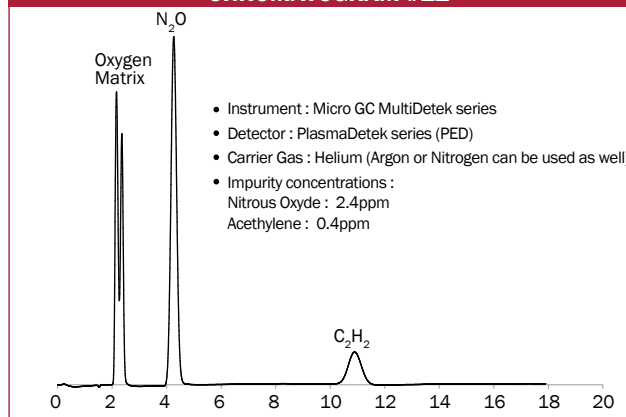
CHROMATOGRAM #10



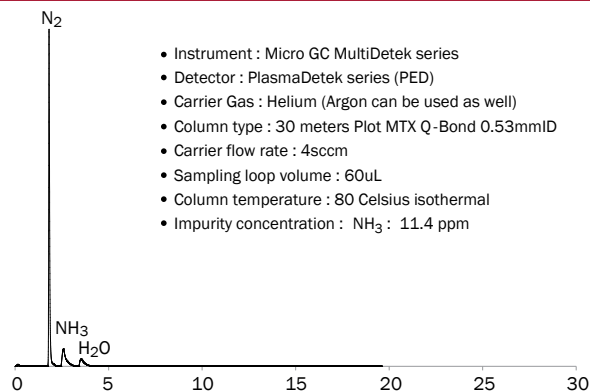
CHROMATOGRAM #9



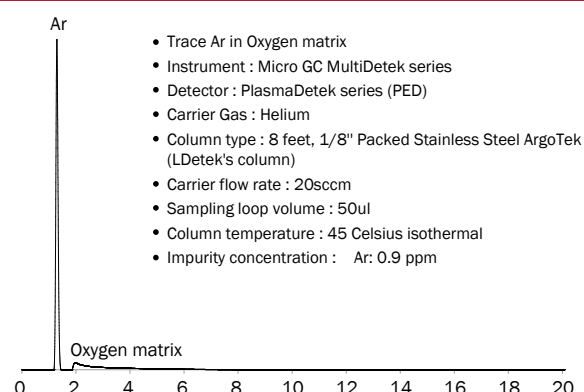
CHROMATOGRAM #11



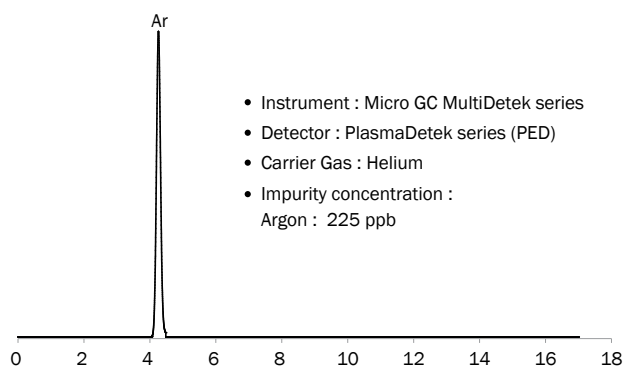
CHROMATOGRAM #13



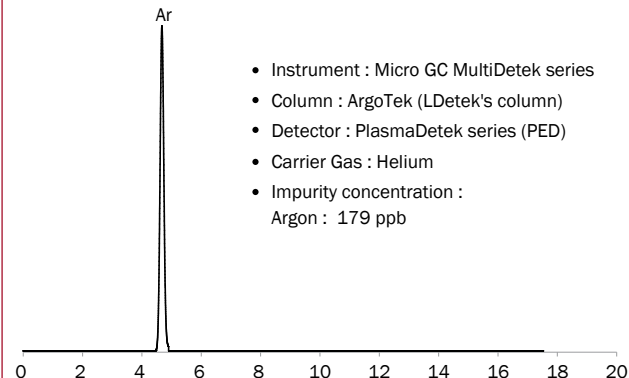
CHROMATOGRAM #14



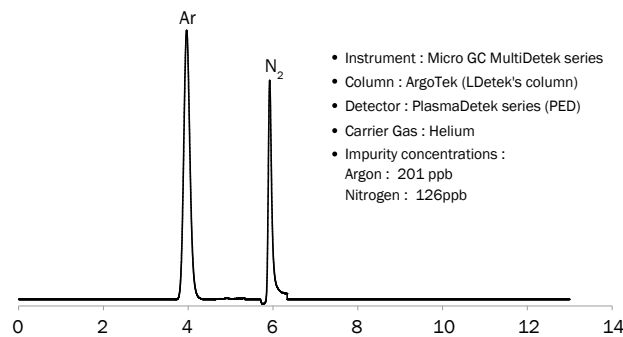
CHROMATOGRAM #15



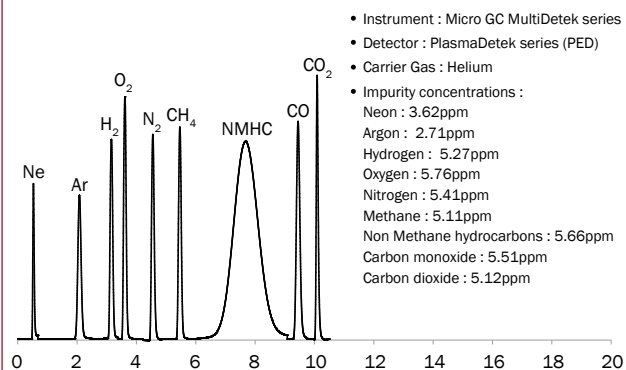
CHROMATOGRAM #16



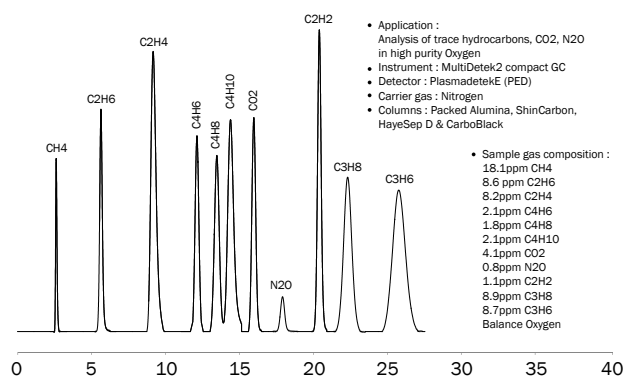
CHROMATOGRAM #17



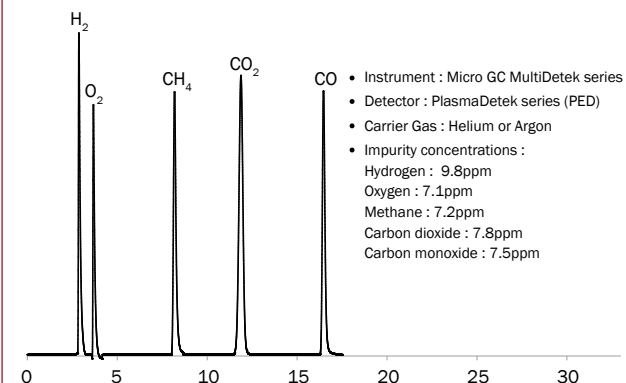
CHROMATOGRAM #19



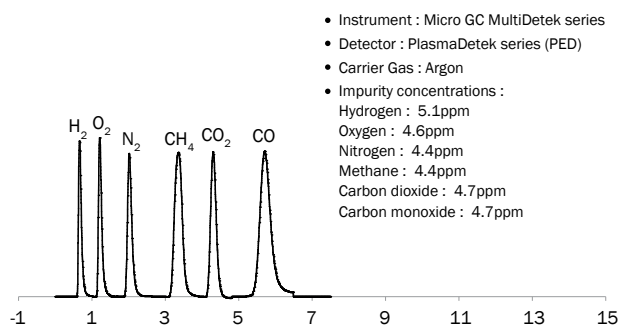
CHROMATOGRAM #23



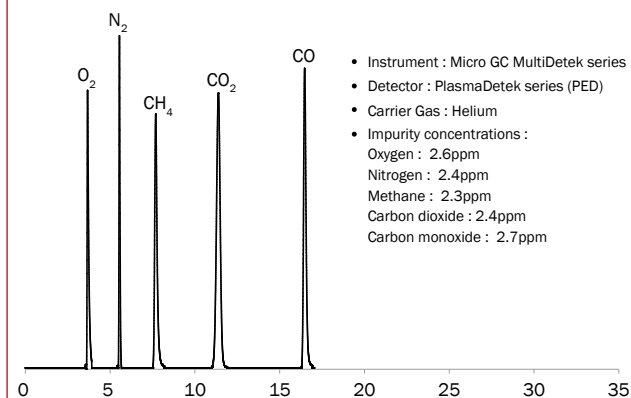
CHROMATOGRAM #25



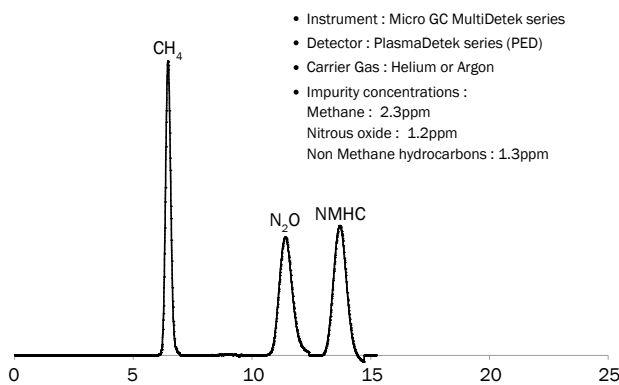
CHROMATOGRAM #30



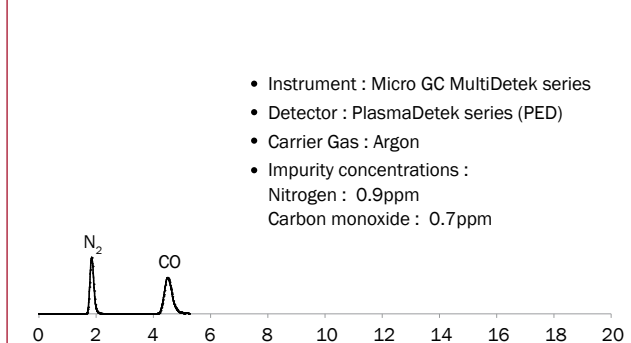
CHROMATOGRAM #31



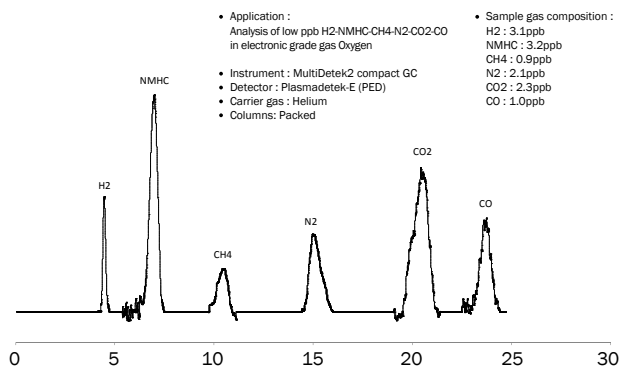
CHROMATOGRAM #32



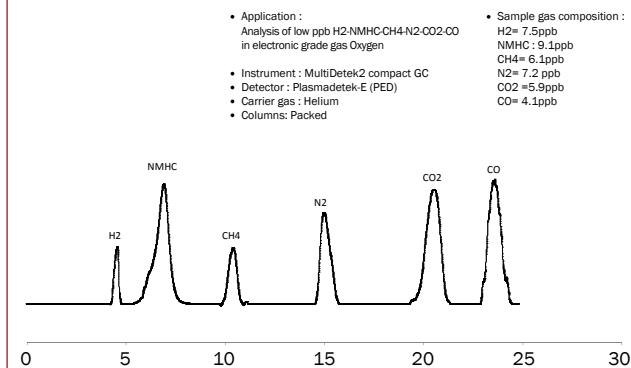
CHROMATOGRAM #33



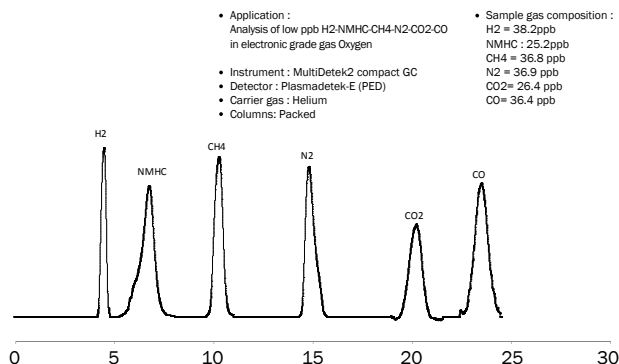
CHROMATOGRAM #34



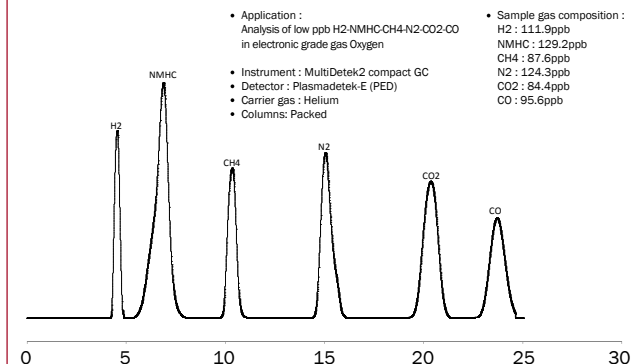
CHROMATOGRAM #35



CHROMATOGRAM #36

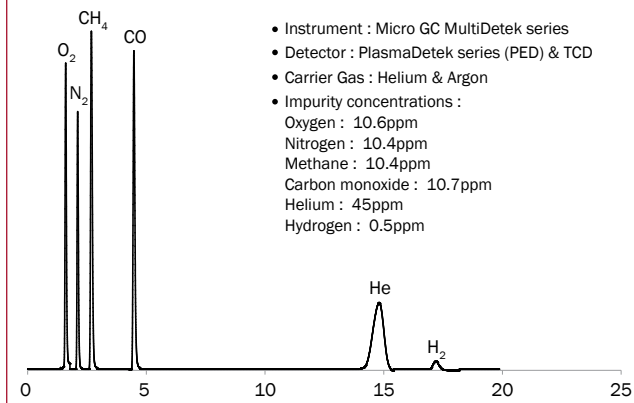


CHROMATOGRAM #37

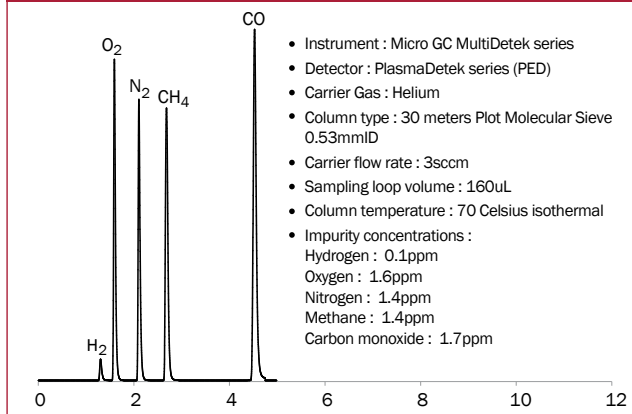




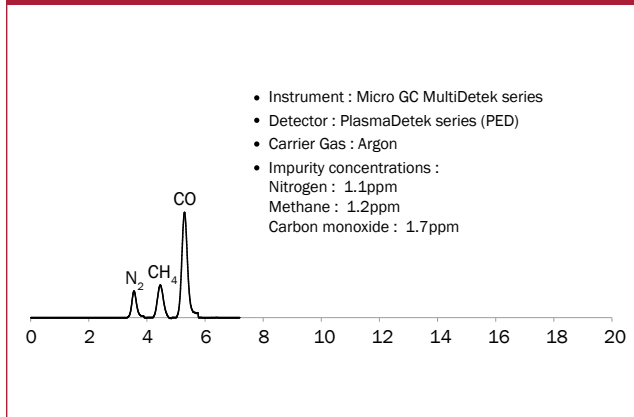
CHROMATOGRAM #38



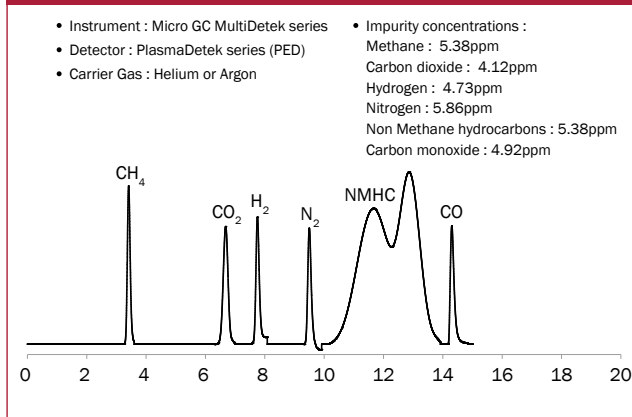
CHROMATOGRAM #39



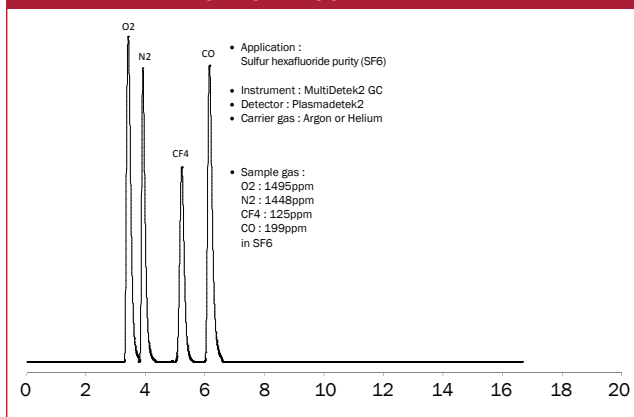
CHROMATOGRAM #40



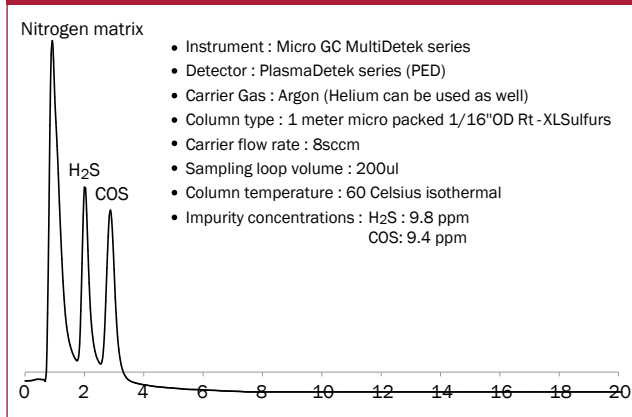
CHROMATOGRAM #41



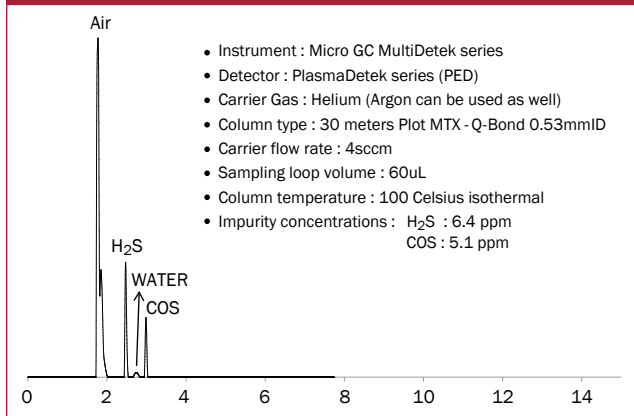
CHROMATOGRAM #42



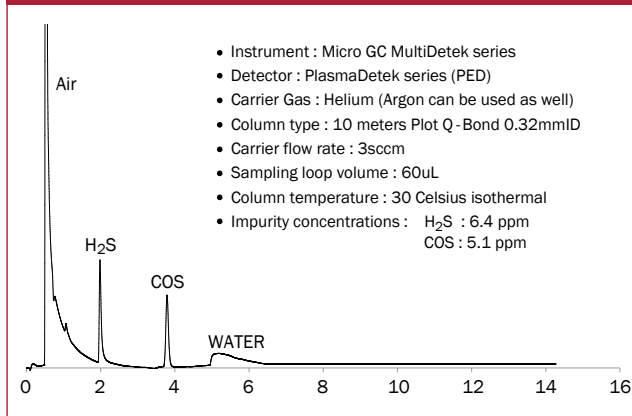
CHROMATOGRAM #43



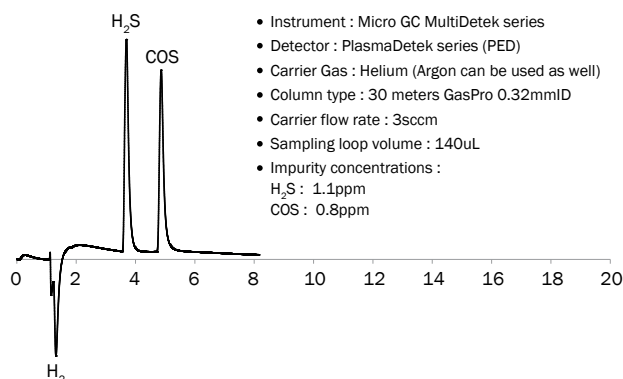
CHROMATOGRAM #44



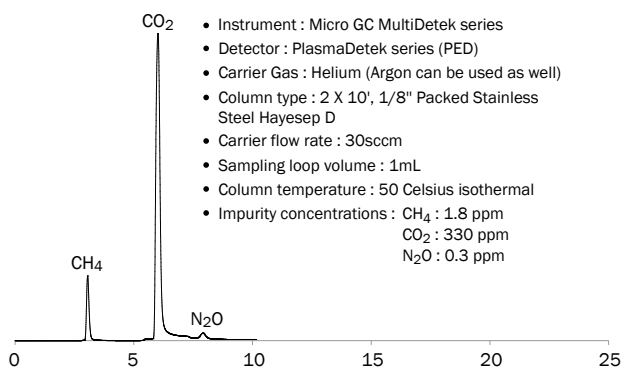
CHROMATOGRAM #45



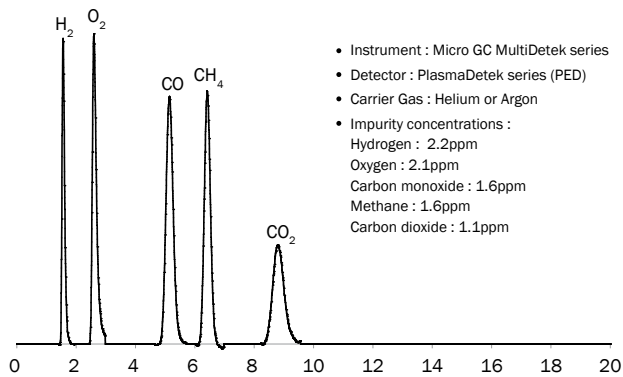
CHROMATOGRAM #46




CHROMATOGRAM #48



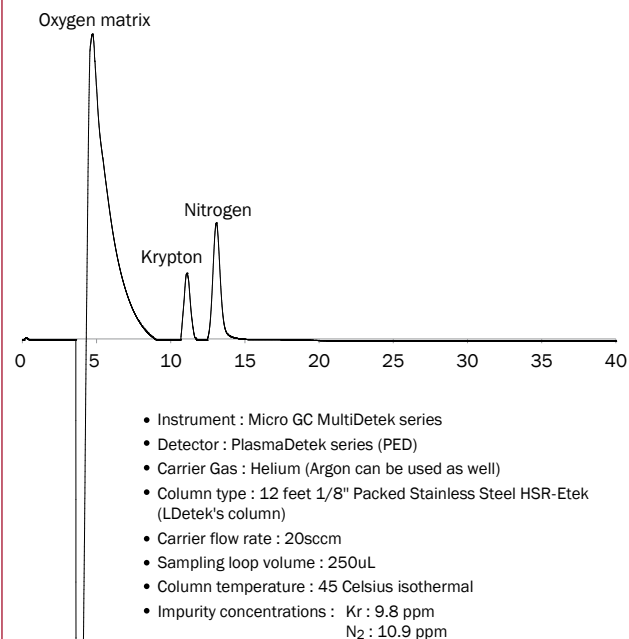
CHROMATOGRAM #49



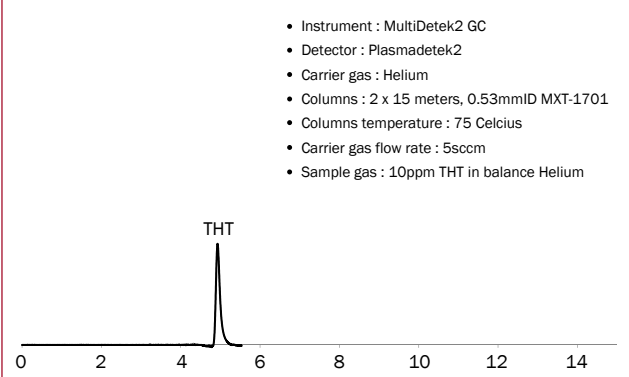
CHROMATOGRAM #51



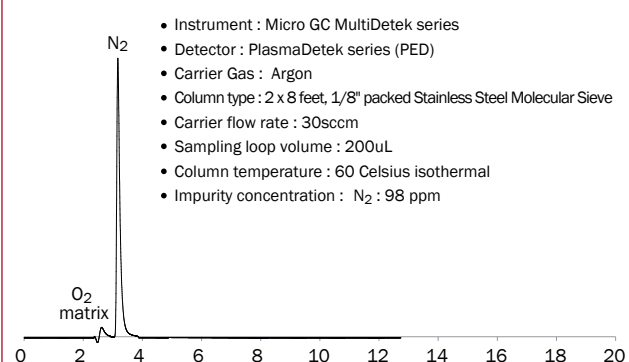
CHROMATOGRAM #47



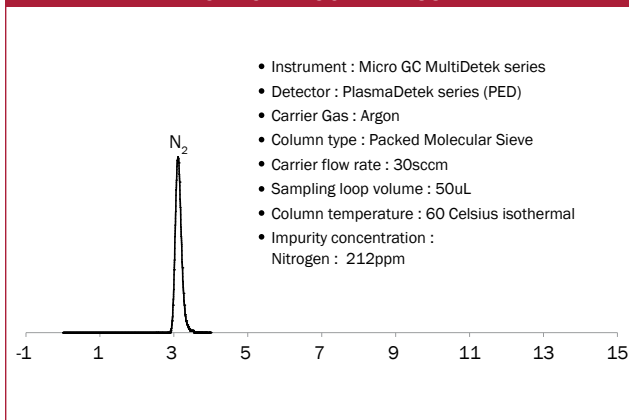
CHROMATOGRAM #50



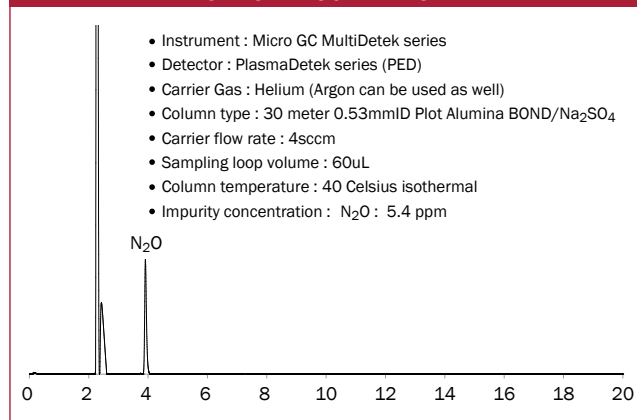
CHROMATOGRAM #52



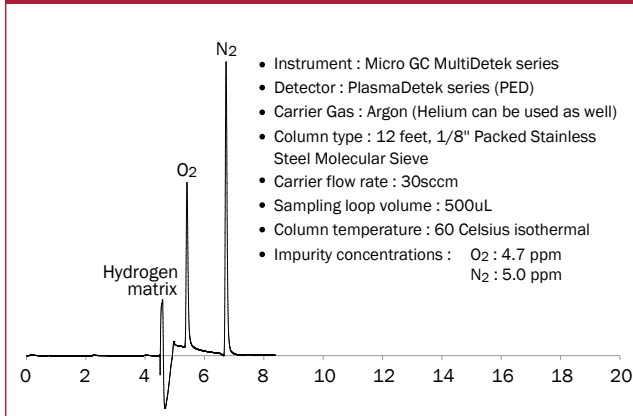
CHROMATOGRAM #53



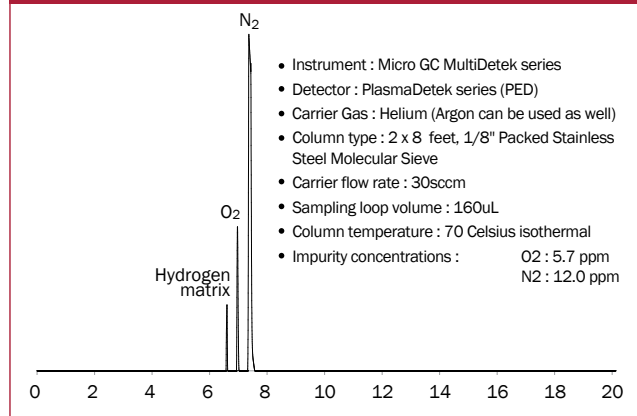
CHROMATOGRAM #54



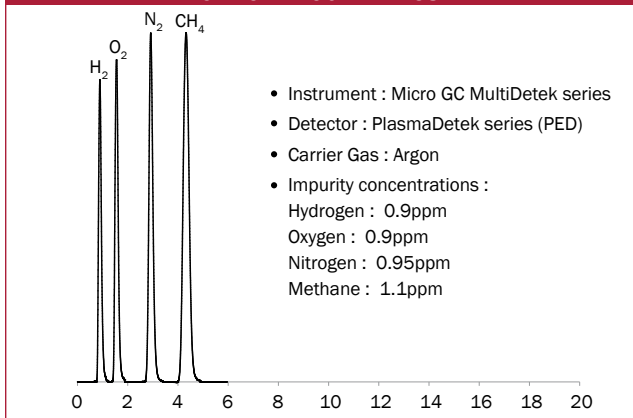
CHROMATOGRAM #56



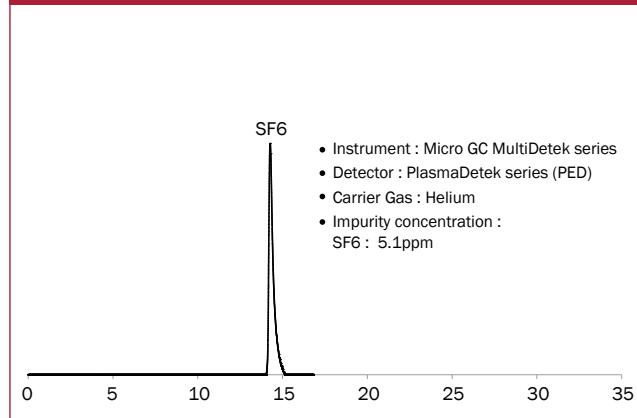
CHROMATOGRAM #57



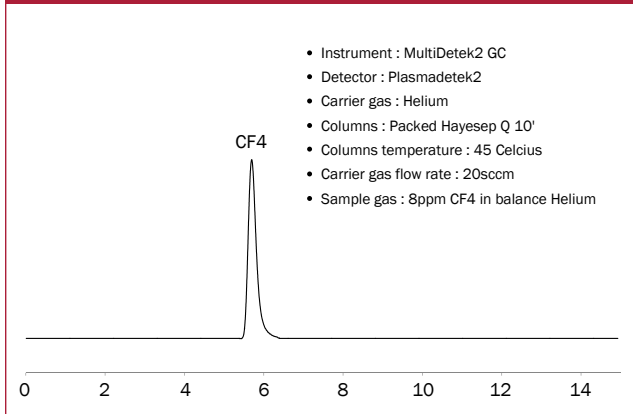
CHROMATOGRAM #58



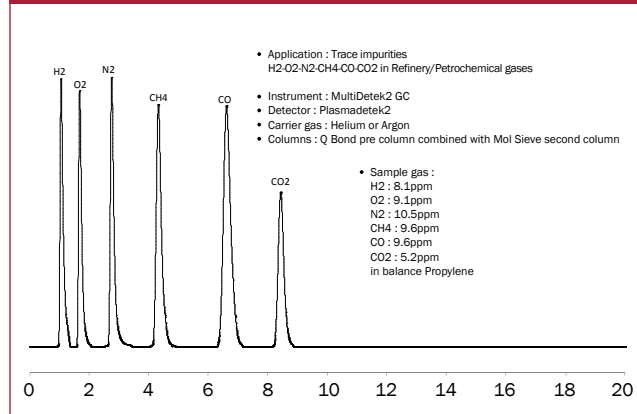
CHROMATOGRAM #62



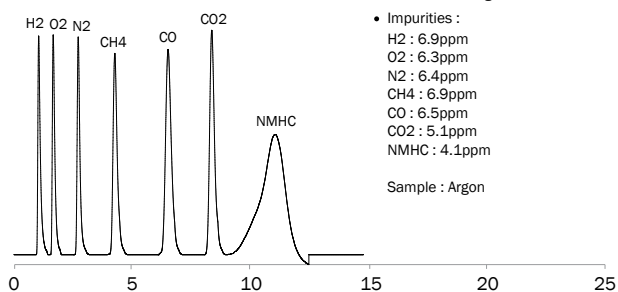
CHROMATOGRAM #63



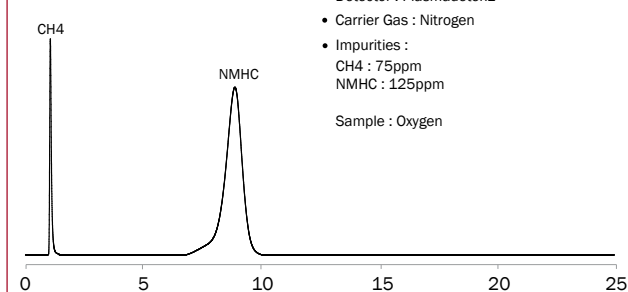
CHROMATOGRAM #66



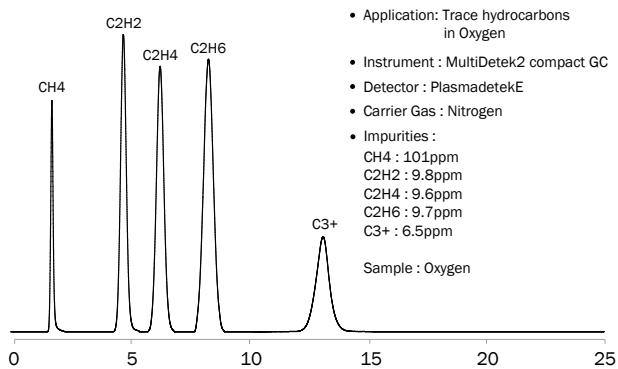
CHROMATOGRAM #67



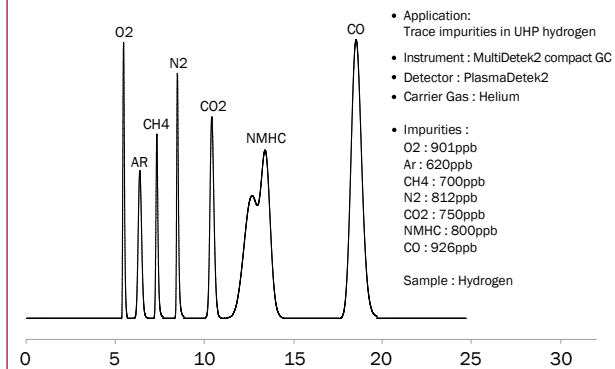
CHROMATOGRAM #68



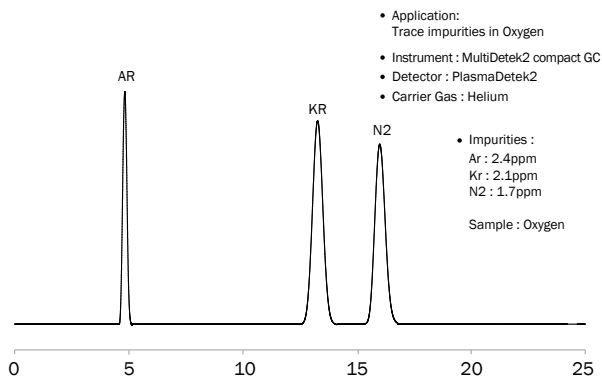
CHROMATOGRAM #69



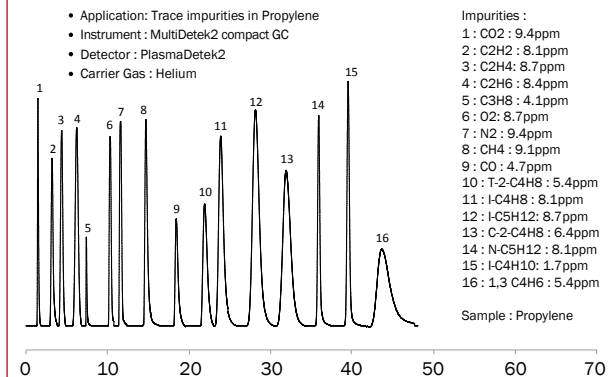
CHROMATOGRAM #71



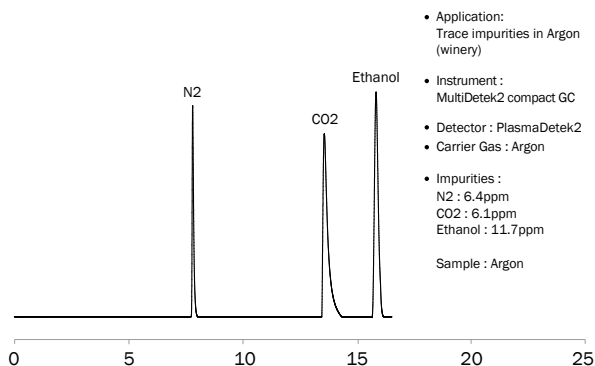
CHROMATOGRAM #72



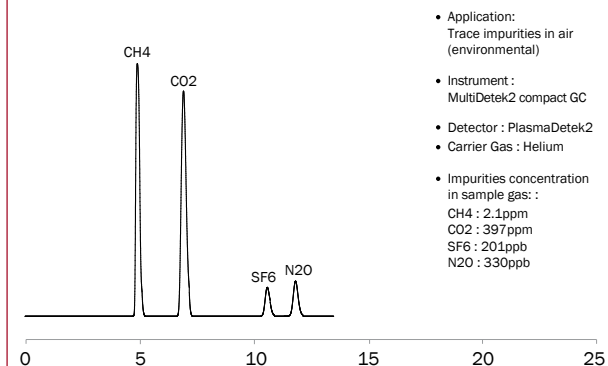
CHROMATOGRAM #73

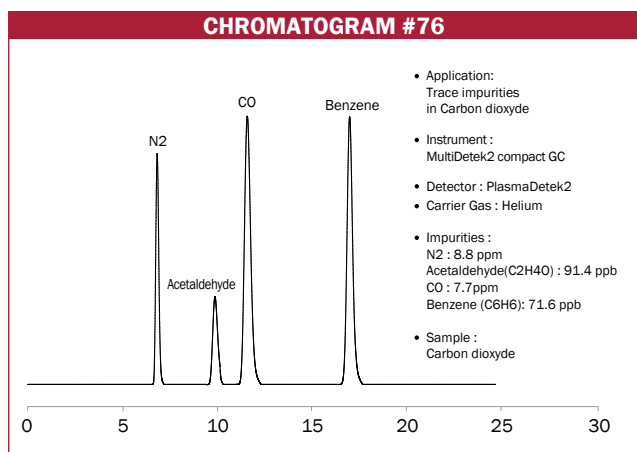


CHROMATOGRAM #74



CHROMATOGRAM #75





## NOTES

[illegible]





Where **innovation** leads to **success**

990 Monfette Est, Thetford Mines, (Qc), Canada, G6G 7K6  
Phone: 418 755-1319 • Fax: 418 755-1329  
[info@ldetek.com](mailto:info@ldetek.com) • [www.ldetek.com](http://www.ldetek.com)